



US00D373013S

# United States Patent [19]

[11] Patent Number: **Des. 373,013**

**Rosetta**

[45] Date of Patent: **\*\*Aug. 27, 1996**

[54] **INNER SOLE**

4,345,387	8/1982	Daswick .....	36/3 B X
4,674,203	6/1987	Goller .....	36/3 B X
4,694,831	9/1987	Seltzer .	
4,733,483	3/1988	Lin .	
4,831,749	5/1989	Tsai .....	36/3 B
4,896,441	1/1990	Galasso .....	36/43

[75] Inventor: **Papini Rosetta**, Larciano, Italy

[73] Assignee: **R&S Sales Company, Inc.**, New York, N.Y.

[\*\*] Term: **14 Years**

*Primary Examiner*—Doris V. Coles  
*Attorney, Agent, or Firm*—Weingram & Zall

[21] Appl. No.: **43,635**

### [57] CLAIM

[22] Filed: **Sep. 8, 1995**

The ornamental design for the inner sole, as shown and described.

[52] U.S. Cl. .... **D2/961**

[58] Field of Search ..... D2/961, 962, 916;  
36/3 B, 3 R, 43, 94, 28, 29

### DESCRIPTION

### [56] References Cited

#### U.S. PATENT DOCUMENTS

D. 251,216	3/1979	Krippelz .....	D2/916
D. 278,571	4/1985	Eber .....	D2/916
278,571	4/1985	Eber .	
D. 281,735	12/1985	Seltzer .....	D2/916
D. 298,583	11/1988	Yung-Mao .....	D2/961
D. 305,954	2/1990	Kin .....	D2/961
4,109,661	8/1978	Fukuoka .	

FIG. 1 is a top perspective view of an inner sole, showing my new design;

FIG. 2 is a top plan view thereof;

FIG. 3 is a left side elevational view thereof;

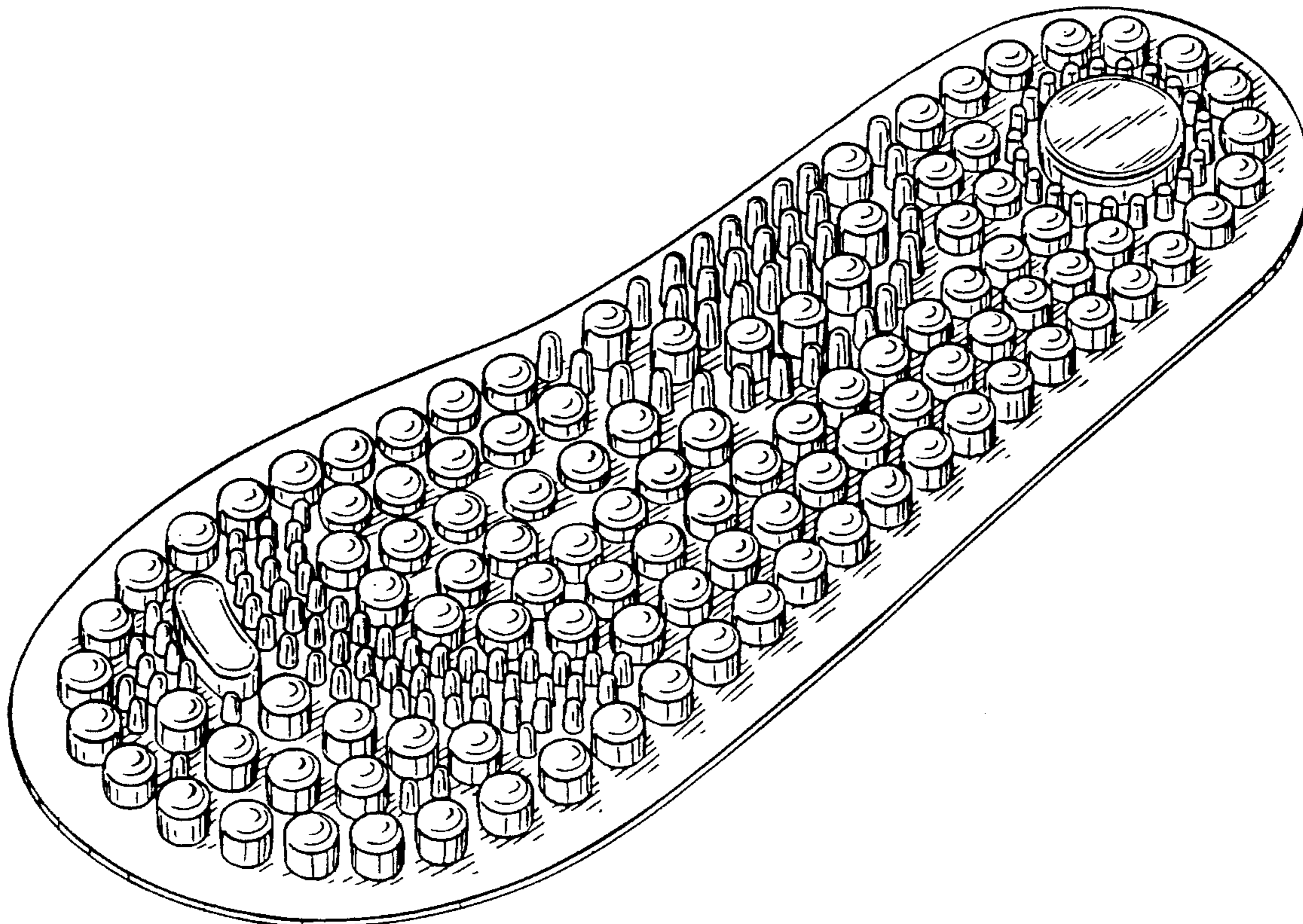
FIG. 4 is a right side elevational view thereof;

FIG. 5 is a front elevational view thereof;

FIG. 6 is a rear elevational view thereof; and,

FIG. 7 is a bottom plan view thereof.

**1 Claim, 5 Drawing Sheets**



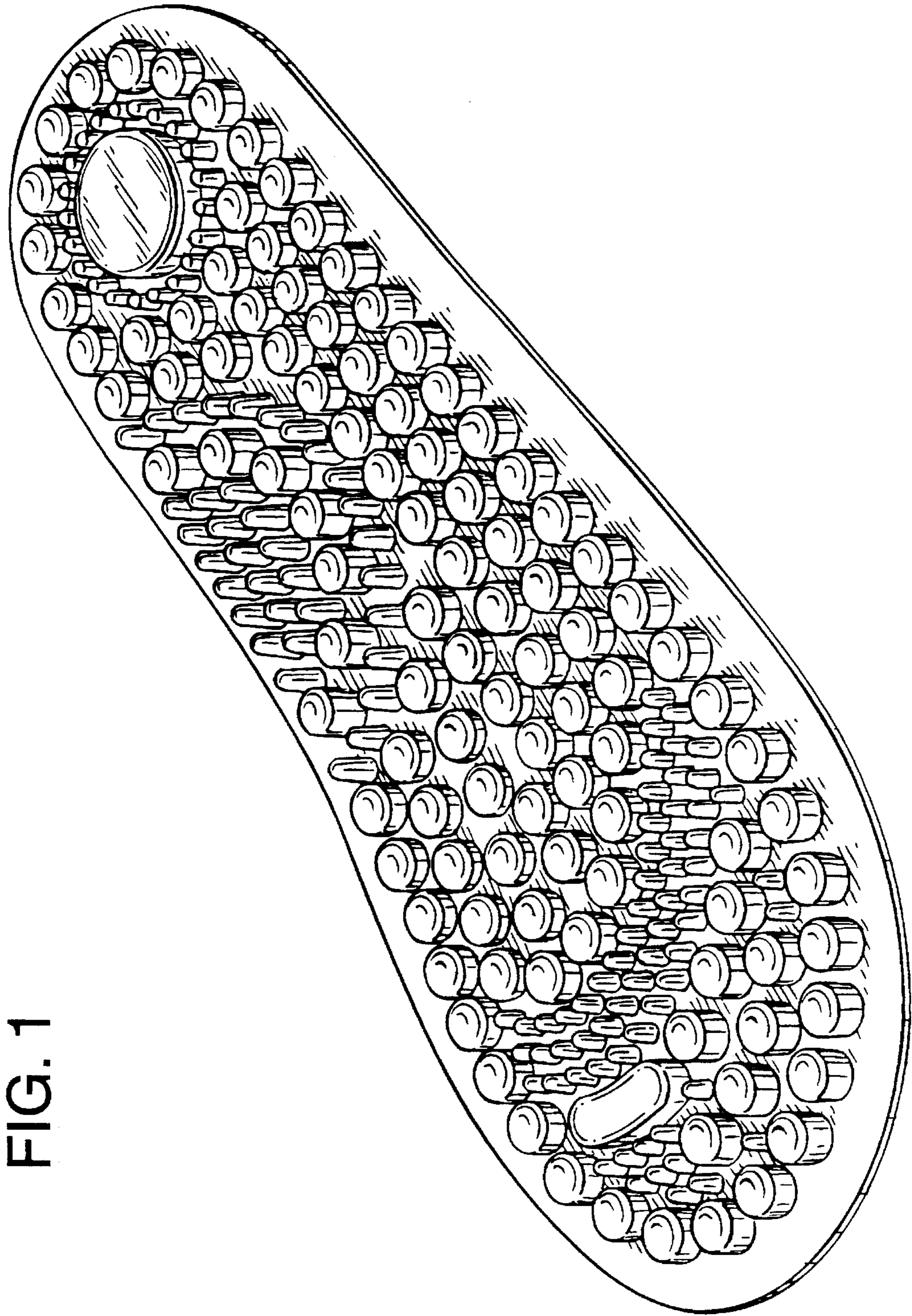


FIG. 1

FIG. 2

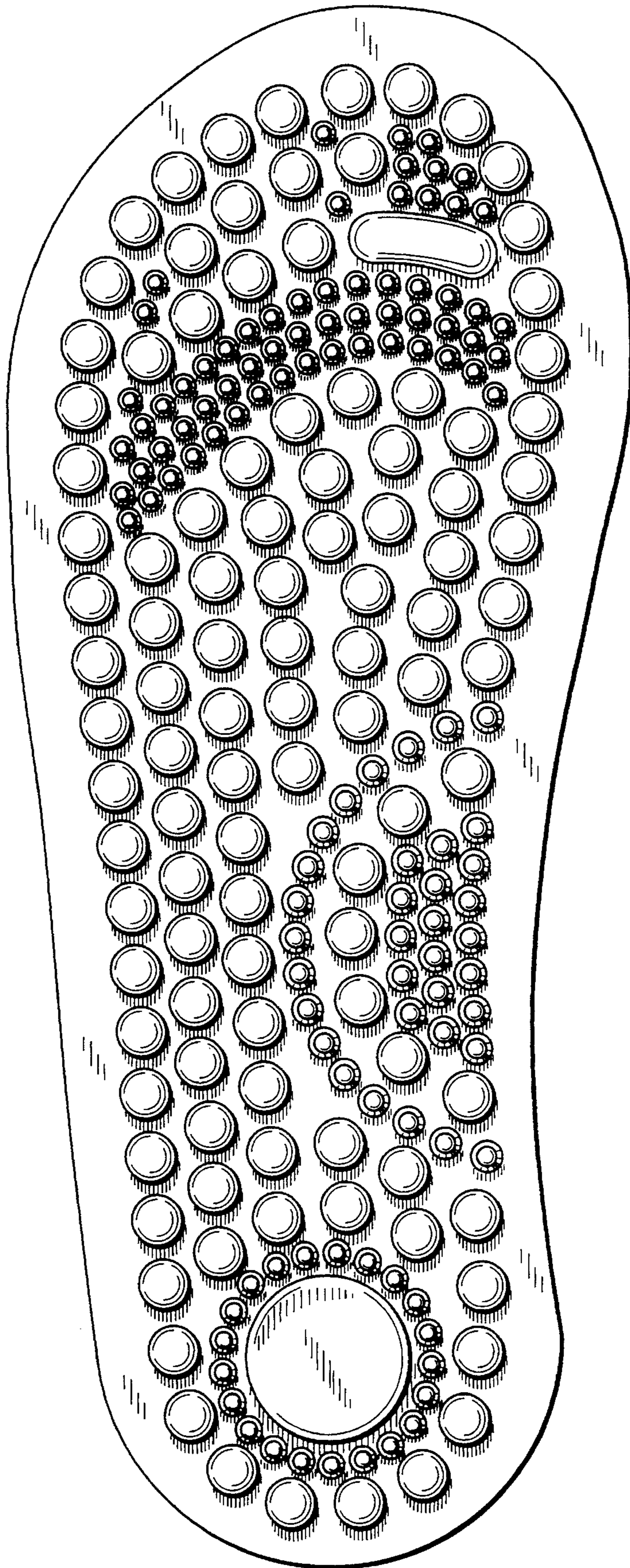


FIG. 3

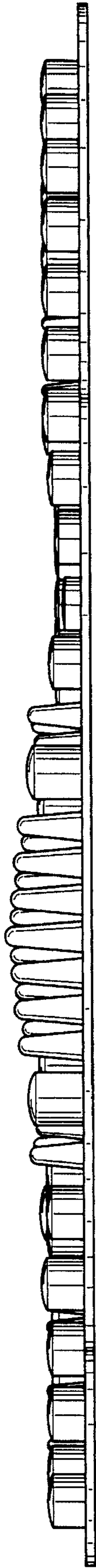


FIG. 4

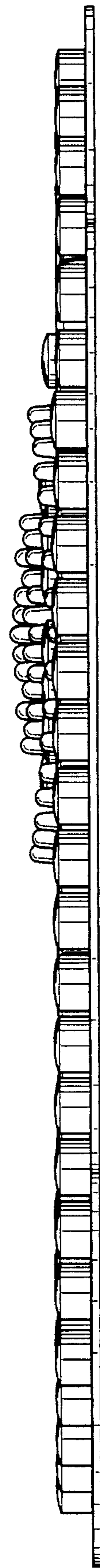


FIG. 5




FIG. 6




FIG. 7

