



US00D373000S

United States Patent [19]

Brady

[11] **Patent Number: Des. 373,000**

[45] **Date of Patent: **Aug. 20, 1996**

[54] **LIGHTING FIXTURE**

[76] **Inventor: Van B. Brady, 6301 S. Lakeview St., Littleton, Colo. 80120**

[**] **Term: 14 Years**

[21] **Appl. No.: 27,297**

[22] **Filed: Aug. 18, 1994**

[52] **U.S. Cl. D26/68; D20/41; D26/106**

[58] **Field of Search D26/93, 102-112, D26/75, 76, 85, 67, 68; 362/410, 411, 412, 414, 806, 812, 362, 240, 811, 431, 152, 153, 153.1; D10/10, 41, 17**

[56] **References Cited**

U.S. PATENT DOCUMENTS

D. 125,139	2/1941	May	D26/104
D. 141,421	5/1945	Fischel	D26/104
D. 209,416	11/1967	Smith	D26/68
D. 309,504	7/1990	Hanson	D26/68
1,629,946	5/1927	Angel	D26/102 X
2,334,750	11/1943	Cerracchio	40/540 X
3,248,532	4/1966	Bright	362/806 X

4,264,945	4/1981	Ullman	362/410 X
4,438,484	3/1984	Winden	362/153 X
4,951,184	8/1990	Makurof	362/147 X

OTHER PUBLICATIONS

Moore-Lambert Lighting buyers Guide & Price List, Jul. 1981, p. 11, Wall Lamp Mod. M00235.
Victor Lighting Catalog, 1981, p. 6, Wall Lamp #V17.

Primary Examiner—Susan J. Lucas
Attorney, Agent, or Firm—John L. Isaac

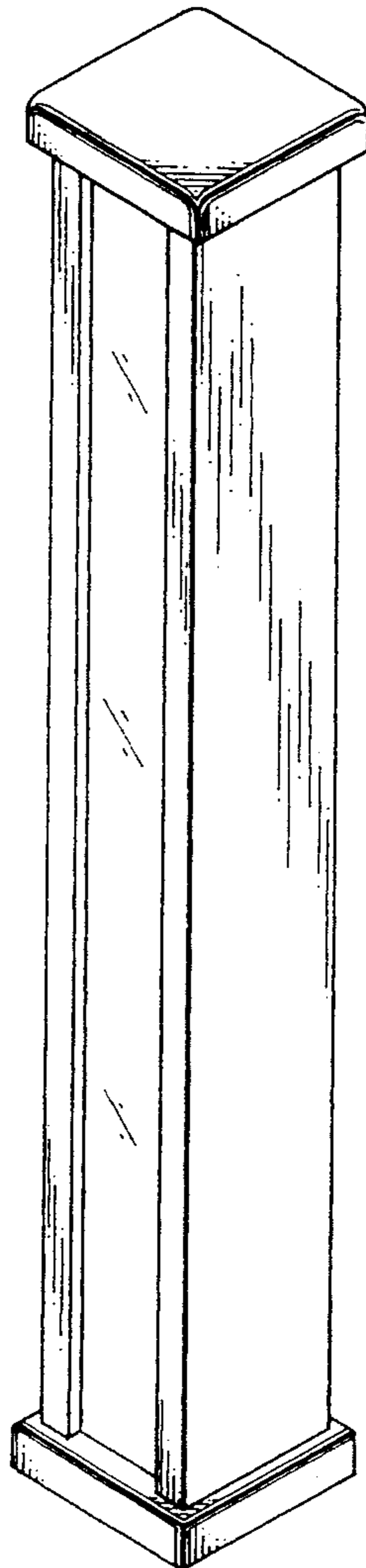
[57] **CLAIM**

The ornamental design for a lighting fixture, as shown and described.

DESCRIPTION

FIG. 1 is a top perspective view of a Lighting Fixture showing my new design;
FIG. 2 is a front elevational view thereof;
FIG. 3 is a side elevational view thereof;
FIG. 4 is a top plan view thereof; and,
FIG. 5 is a bottom plan view thereof.

1 Claim, 2 Drawing Sheets



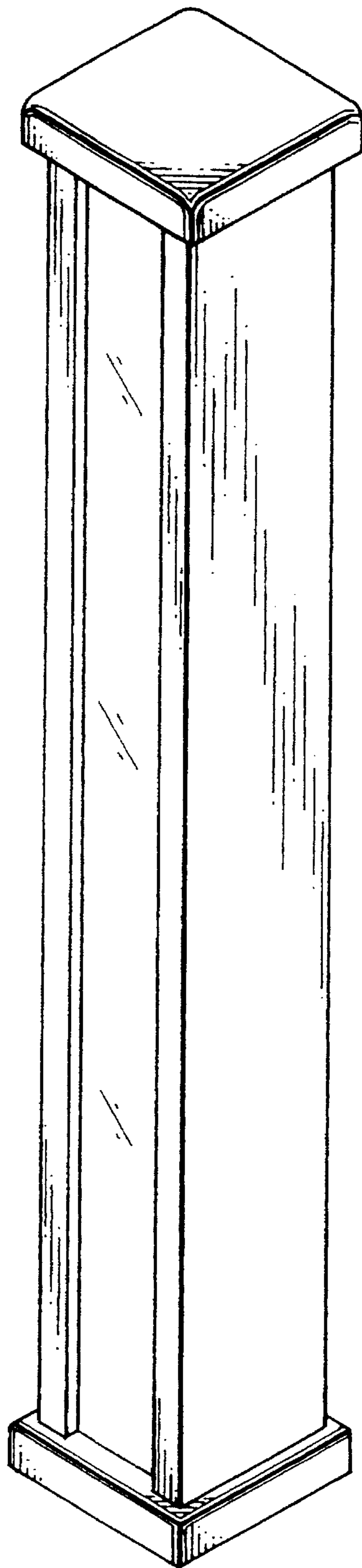


FIG. 1

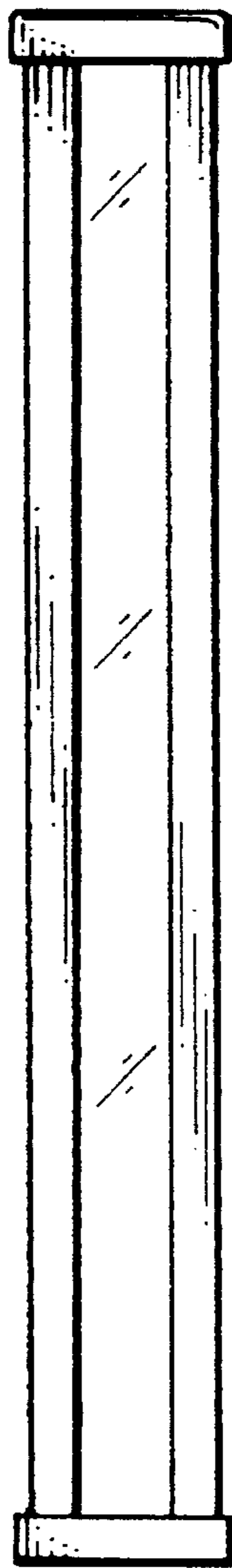


FIG. 2




FIG. 3



FIG. 4

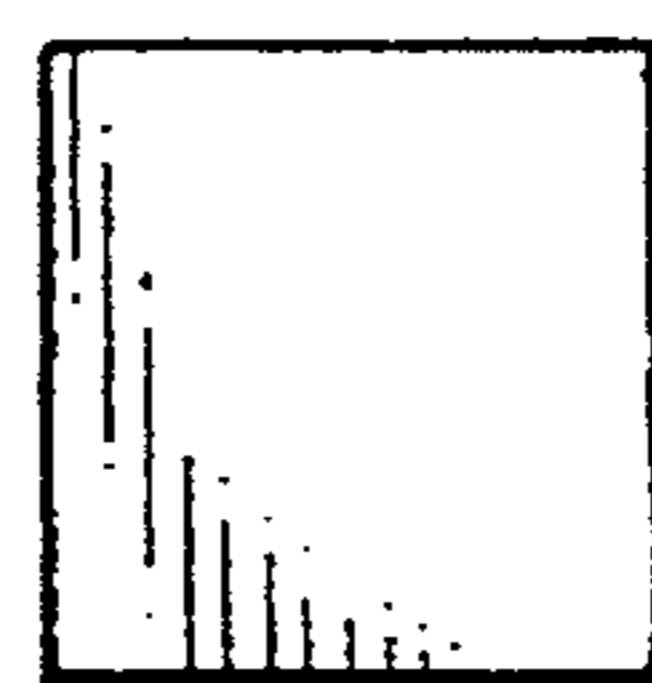


FIG. 5