



US00D372990S

United States Patent [19]
Sweeney

[11] **Patent Number: Des. 372,990**

[45] **Date of Patent: **Aug. 20, 1996**

[54] **SHELF PLATFORM**

5,120,013 6/1992 Sweeney .

5,191,954 3/1993 Ledford 248/238

[76] **Inventor: Larry L. Sweeney**, 422 W. Haskell St.
#15, Winnemucca, Nev. 89445

Primary Examiner—Doris Clark

Attorney, Agent, or Firm—Burd, Bartz & Gutenkauf

[**] **Term: 14 Years**

[57] **CLAIM**

[21] **Appl. No.: 39,365**

The ornamental design for a shelf platform, as shown and described.

[22] **Filed: May 26, 1995**

[52] **U.S. Cl. D25/68**

DESCRIPTION

[58] **Field of Search** D25/68; 182/116,
182/121, 120, 122, 129; 248/210, 238

FIG. 1 is a perspective view showing the shelf platform showing my new design;

FIG. 2 is a top plan view thereof;

FIG. 3 is a bottom plan view thereof;

FIG. 4 is a side view thereof, the opposite side being a mirror image thereof;

FIG. 5 is a front elevational view thereof; and,


FIG. 6 is a rear elevational view thereof.

[56] **References Cited**

U.S. PATENT DOCUMENTS

D. 268,133	3/1983	Drake	D25/68
D. 340,291	10/1993	Bartnicki et al.	D25/68
4,222,541	9/1980	Cillis	248/210
4,437,544	3/1984	Anderson et al.	182/120
4,862,994	9/1989	Hughes, Sr.	182/122
5,058,707	10/1991	Waid	182/120

1 Claim, 1 Drawing Sheet






FIG. 1

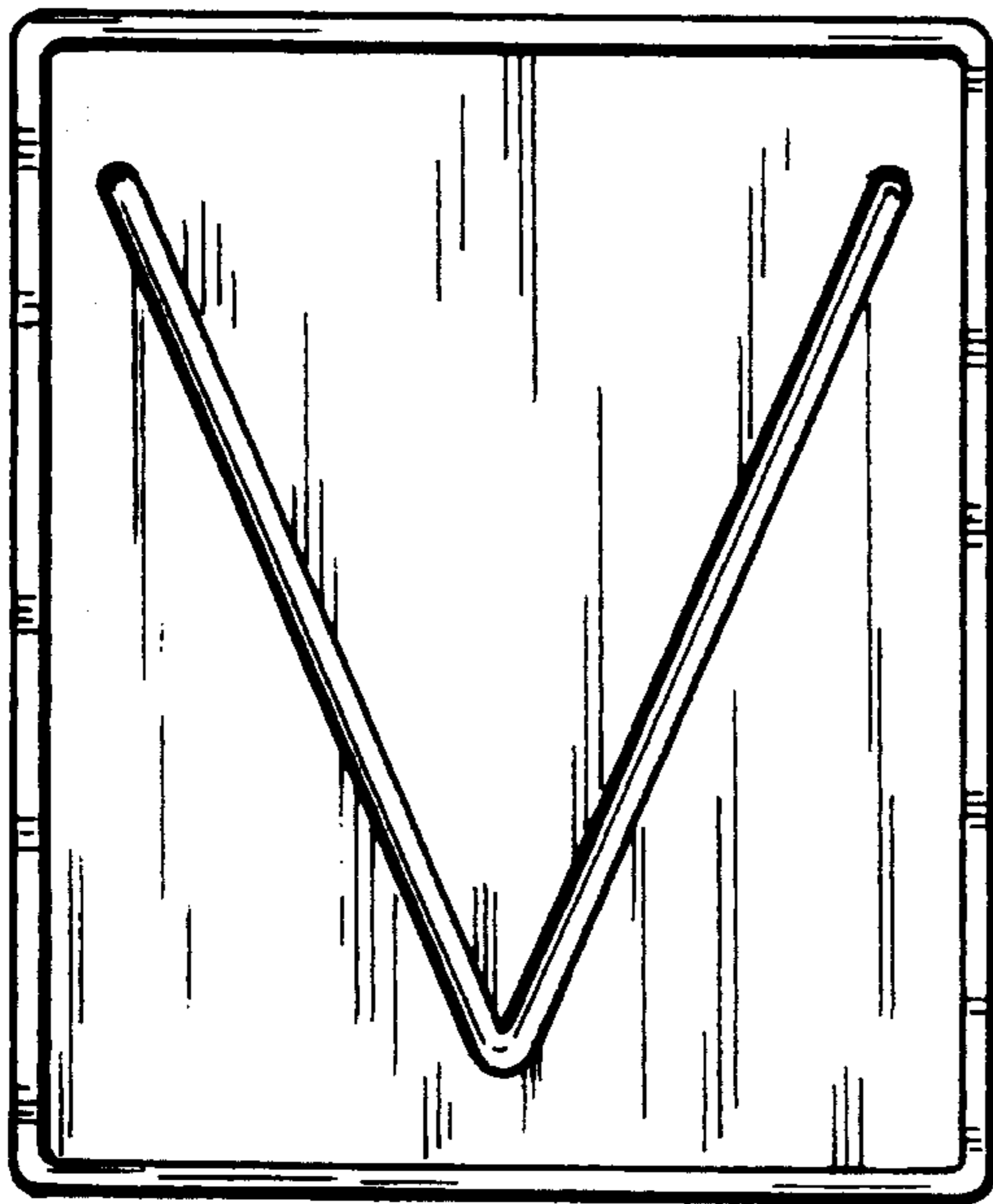


FIG. 2

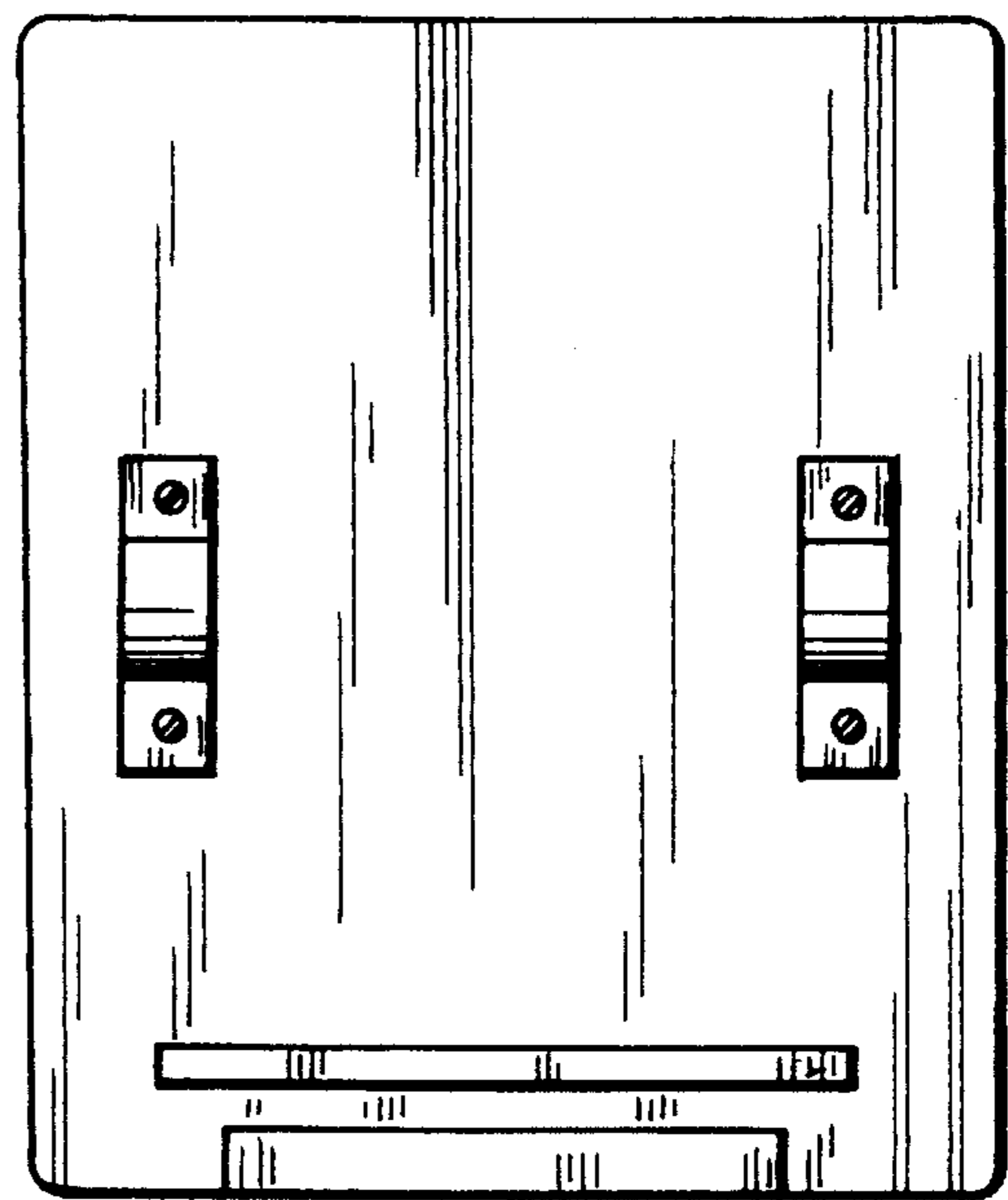


FIG. 3

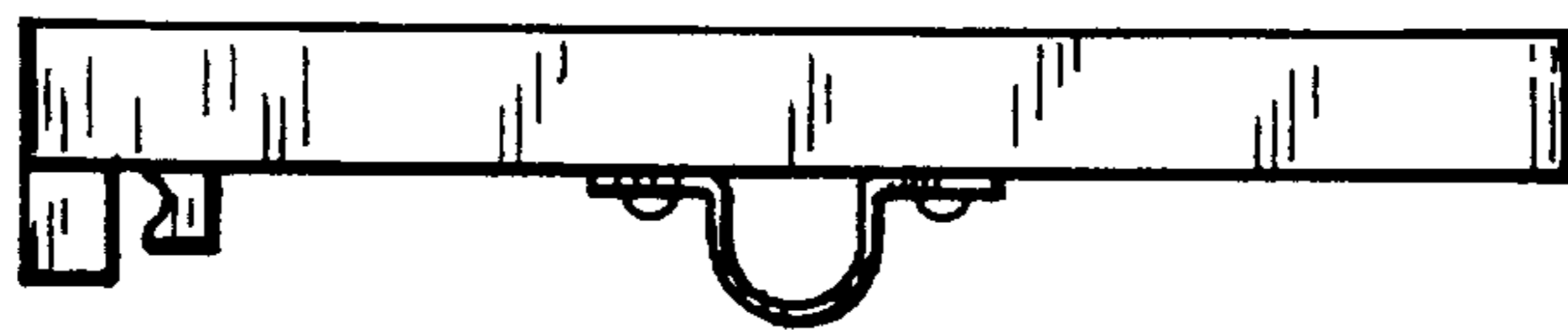


FIG. 4

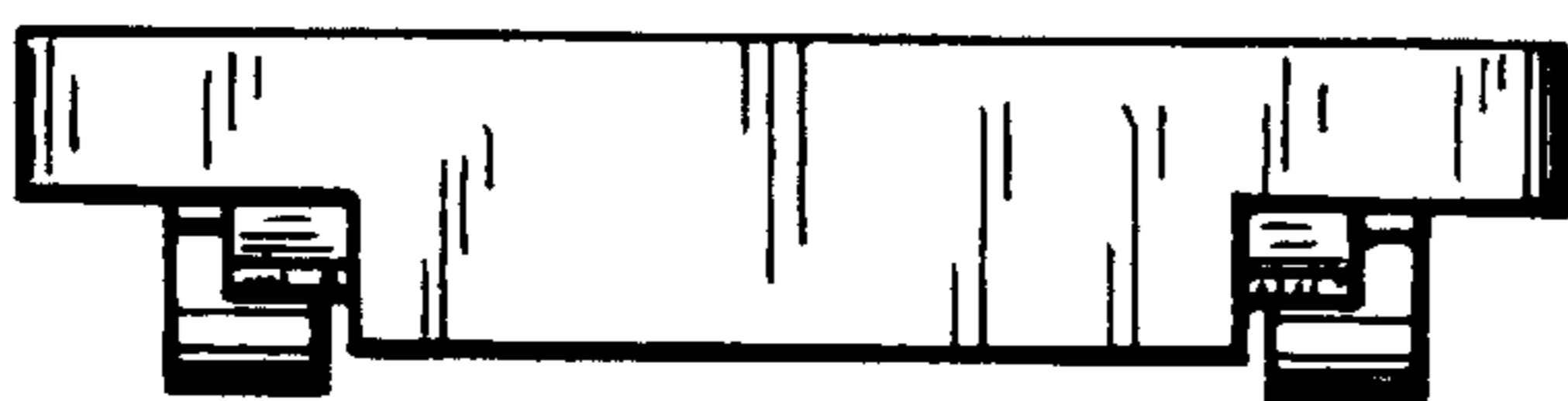


FIG. 5

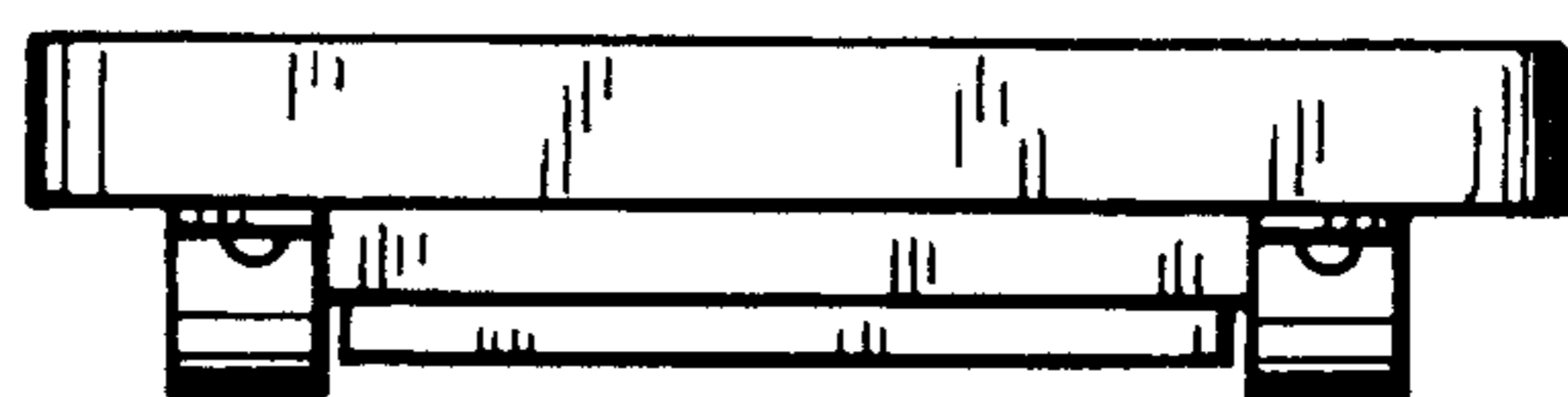


FIG. 6