



US00D372984S

# United States Patent [19]

Jordan

[11] Patent Number: **Des. 372,984**

[45] Date of Patent: **\*\*Aug. 20, 1996**

[54] **HEATING PAD**

4,676,247 6/1987 Van Cleve ..... 607/112  
5,005,374 4/1991 Spitler ..... 607/108 X

[76] Inventor: **Luanne S. Jordan**, P.O. Box 1733,  
Davis, Calif. 95617

*Primary Examiner*—Stella Reid  
*Attorney, Agent, or Firm*—Lothrop & West

[\*\*] Term: **14 Years**

[57] **CLAIM**

[21] Appl. No.: **38,619**

The ornamental design for a heating pad, as shown.

[22] Filed: **May 9, 1995**

### DESCRIPTION

[52] U.S. Cl. .... **D24/206**

[58] Field of Search ..... D24/206, 207;  
607/111-114, 109, 108, 104, 96

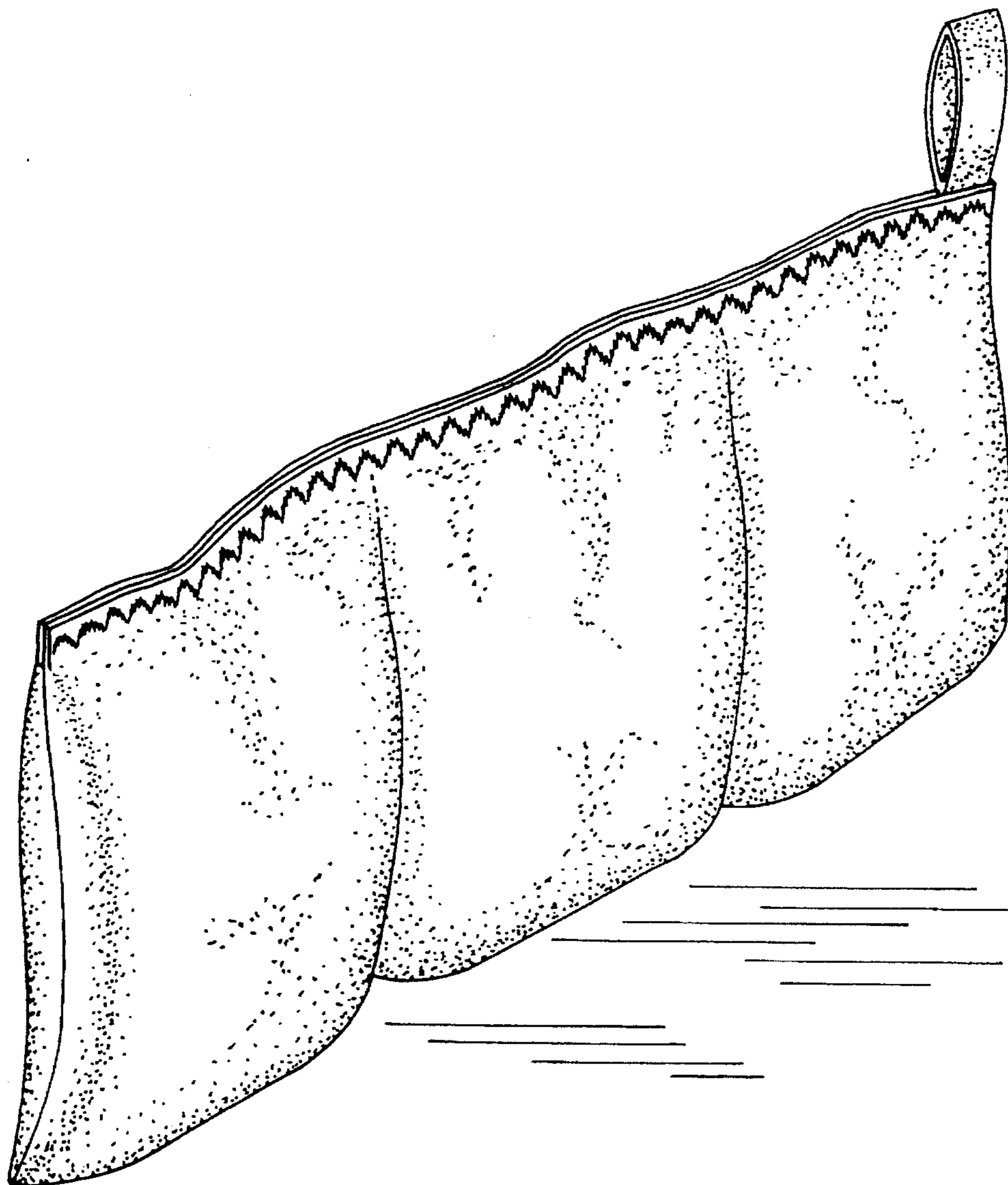
FIG. 1 is a left front perspective of a heating pad, showing my new design;  
FIG. 2 is a front elevational view, thereof, the rear elevational view being substantially a mirror image, thereof;  
FIG. 3 is an end elevational view, thereof, the opposite end elevational view being identical thereto;  
FIG. 4 is a top plan view, thereof; and,  
FIG. 5 is a bottom plan view, thereof.

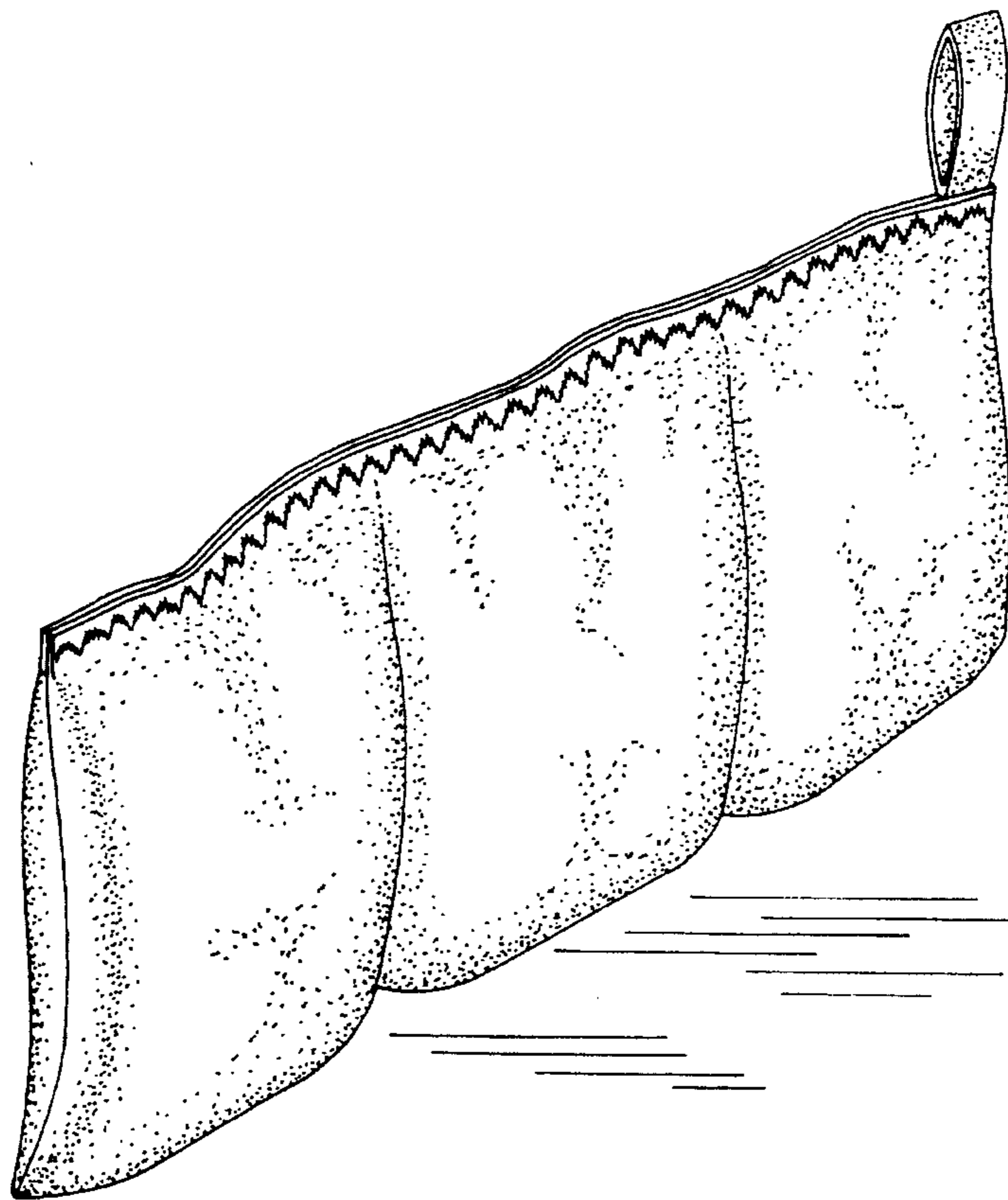
### [56] References Cited

#### U.S. PATENT DOCUMENTS

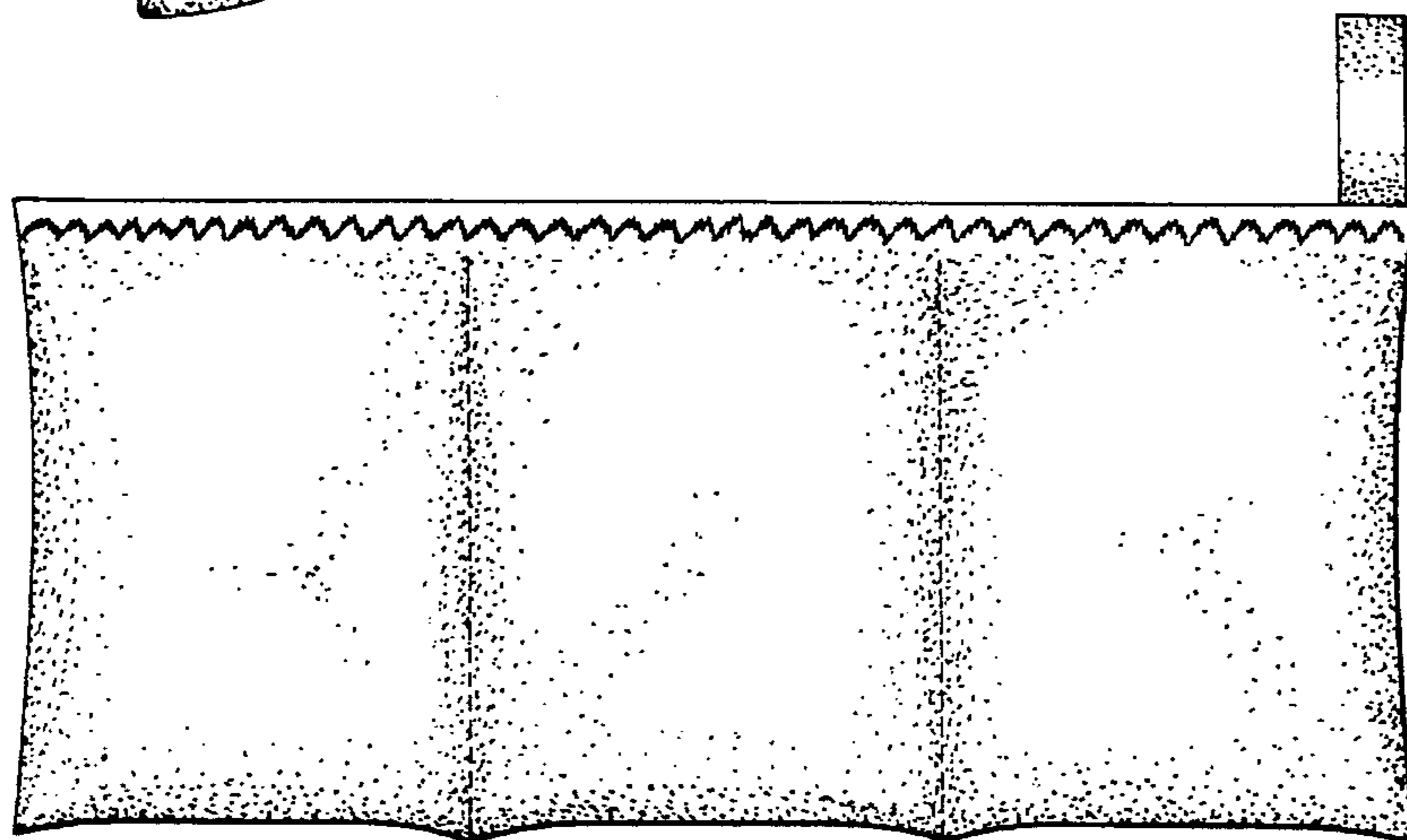
D. 167,743	9/1952	Dorfman	.....	D24/207
D. 265,422	7/1982	Howe	.....	D24/207
3,587,578	6/1971	Walker	.....	D24/207 X
4,527,566	7/1985	Abare	.....	607/112

**1 Claim, 1 Drawing Sheet**





**Fig. 1**



**Fig. 2**



**Fig. 3**



**Fig. 4**



**Fig. 5**