



US00D372942S

United States Patent [19]

[11] Patent Number: **Des. 372,942**

Fish, Jr.

[45] Date of Patent: ****Aug. 20, 1996**

[54] **TOY WAGON TOP**

[75] Inventor: **Thomas E. Fish, Jr.**, Willoughby, Ohio

[73] Assignee: **The Little Tikes Company**, Hudson, Ohio

[**] Term: **14 Years**

[21] Appl. No.: **17,232**

[22] Filed: **Jan. 7, 1994**

[52] U.S. Cl. **D21/71**

[58] Field of Search **D21/71, 73, 78, D21/80, 129, 134, 137, 224, 227; 280/87.01, 87.021, 87.042, 828**

Pp. 10, 11 and 13, Wagons; Radio Flyer, Inc., 6515 West Grand Avenue, Chicago, IL 60635. Publication date 1991.

Catalog page; Wagon; Step 2 Corp., Twinsburg, Ohio. Publication date 1993.

P. 70; Wagon; The Little Tikes Company, 2180 Barlow Road, Hudson, OH 44236. Publication date 1990.

Primary Examiner—Ted Shooman

Assistant Examiner—R. Barkai

Attorney, Agent, or Firm—Richard B. O'Planick; Lisa B. Riedesel

[57] CLAIM

The ornamental design for a toy wagon, as shown and described.

[56] References Cited

U.S. PATENT DOCUMENTS

D. 216,784	11/1981	Fisher	D21/78
D. 281,518	11/1985	Nottingham et al.	D21/149
D. 311,554	10/1990	Valiga et al.	D21/71
D. 316,576	4/1991	Van Huystee	D21/71
D. 347,029	5/1994	Sampedro	D21/71
2,676,054	4/1954	Pasin	280/87.01
4,227,709	10/1980	Gradwohl et al.	280/47.11
4,300,783	11/1981	Fisher	280/87.021

OTHER PUBLICATIONS

P. 33, Wagon; Fisher Price, 620 Girard Avenue, East Aurora, NY 14052-1879. Publication date 1992.

P. 24, Wagon; Today's Kids, Highway 10 East, Booneville, Arkansas 72927. Publication date 1993.

DESCRIPTION

FIG. 1 is a front perspective view of a toy wagon top showing my new design, the broken line showing of the grooves is for illustrative purposes only and forms no part of the claimed design;

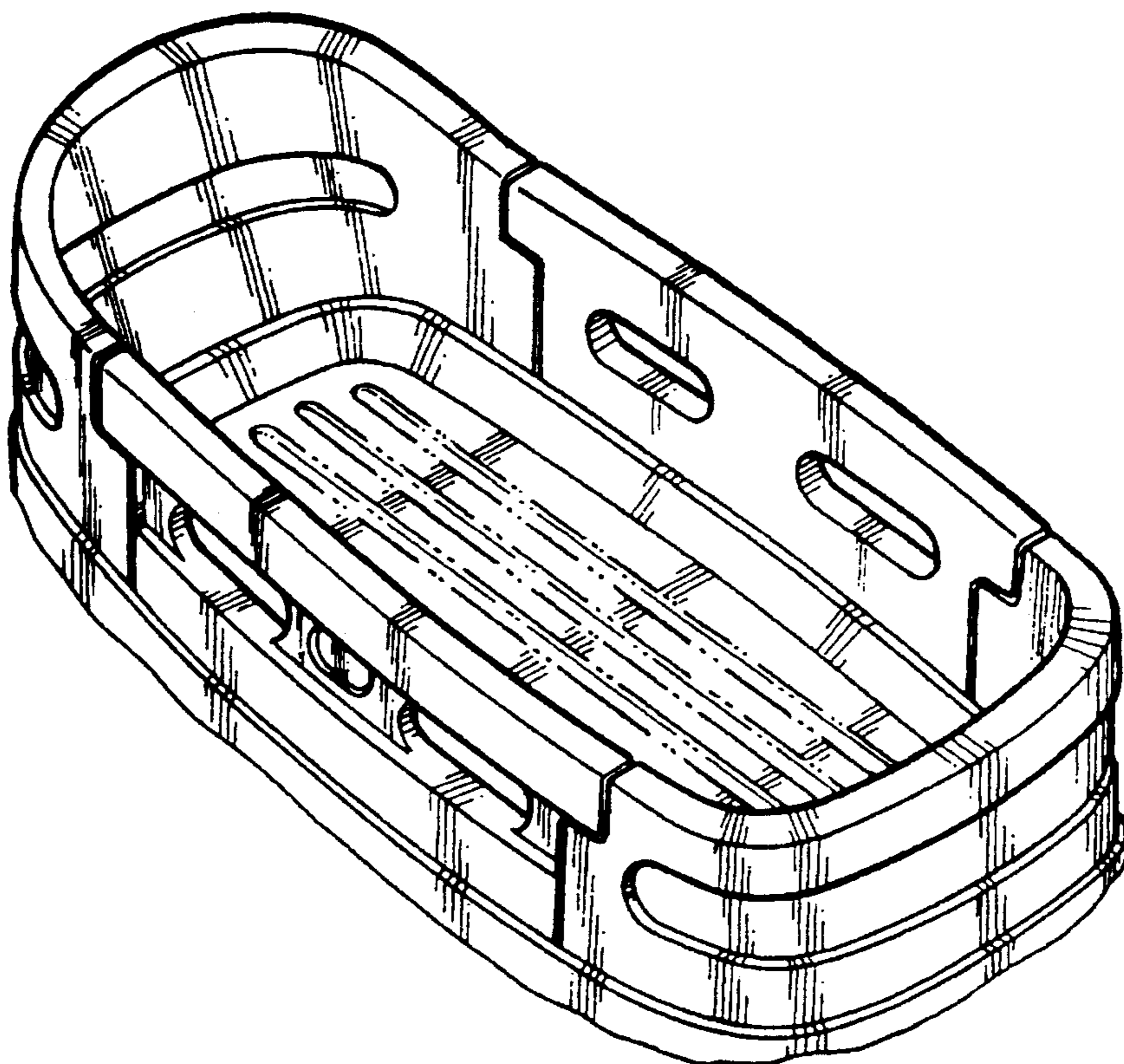
FIG. 2 is a partial rear perspective view thereof, the broken line showing of the grooves is for illustrative purposes only and forms no part of the claimed design;

FIG. 3 is a right side elevational view thereof, the side opposite being a mirror image;

FIG. 4 is a rear elevational view thereof; and,

FIG. 5 is a front elevational view thereof.

1 Claim, 2 Drawing Sheets



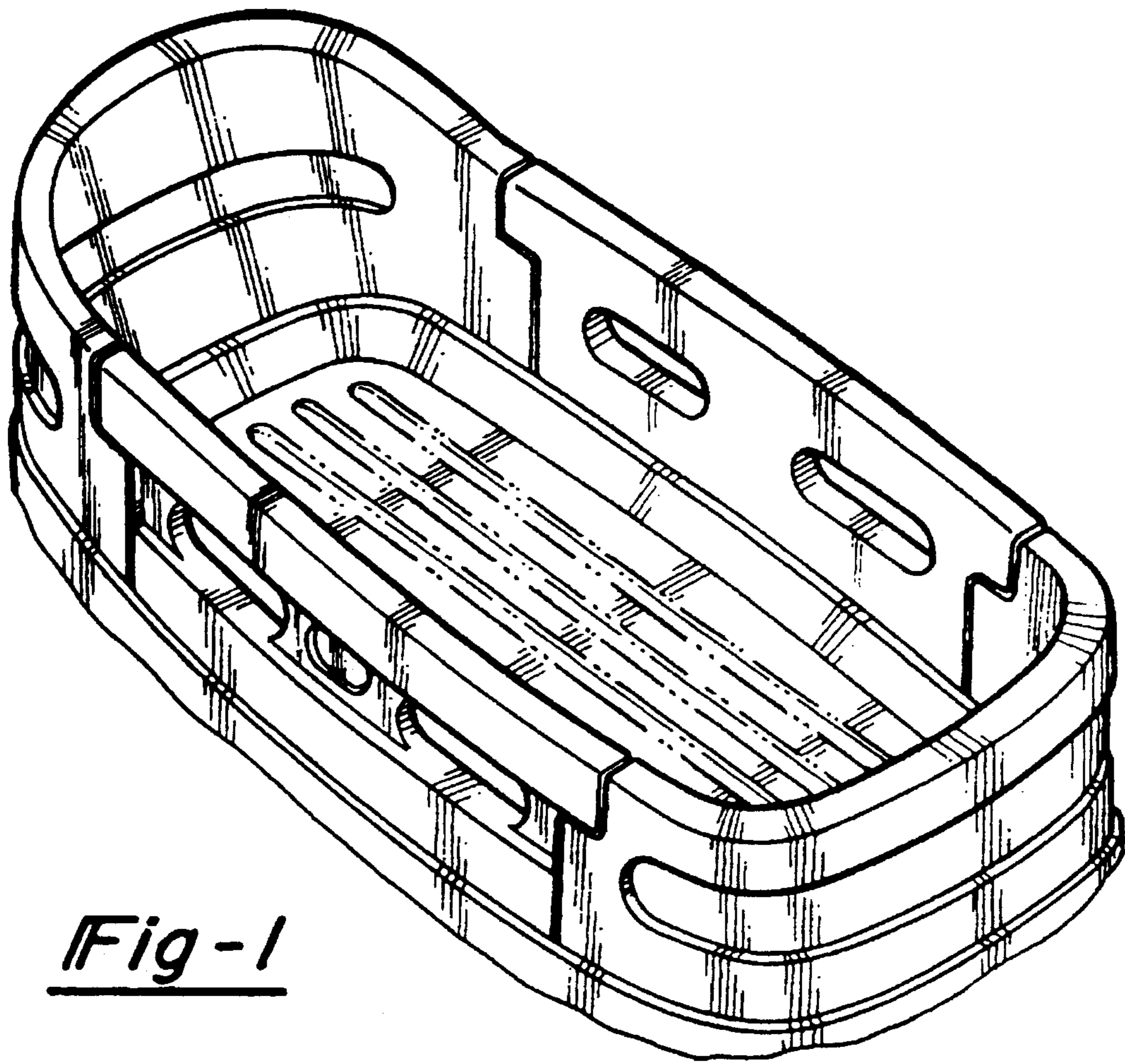


Fig-1

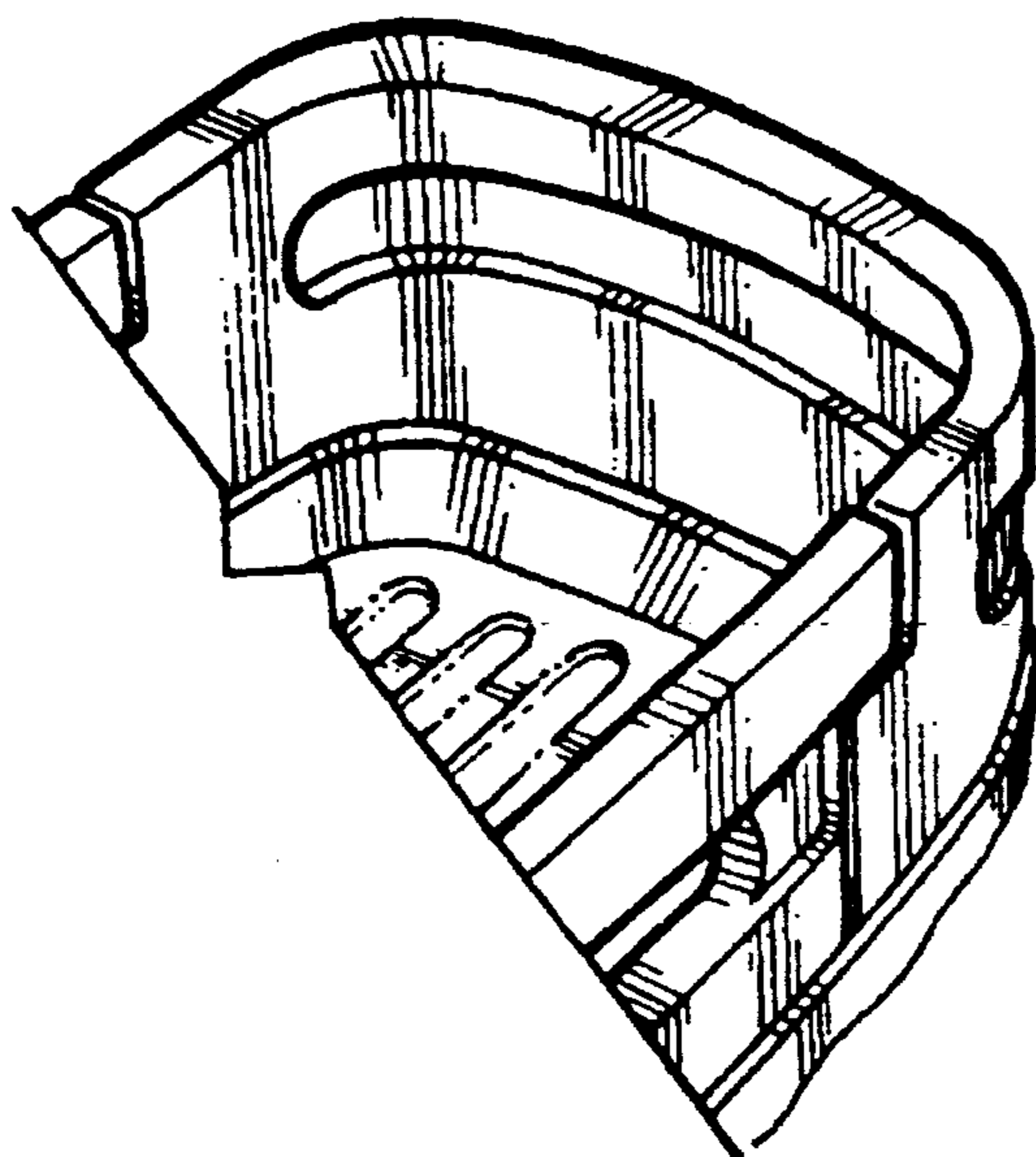


Fig-2

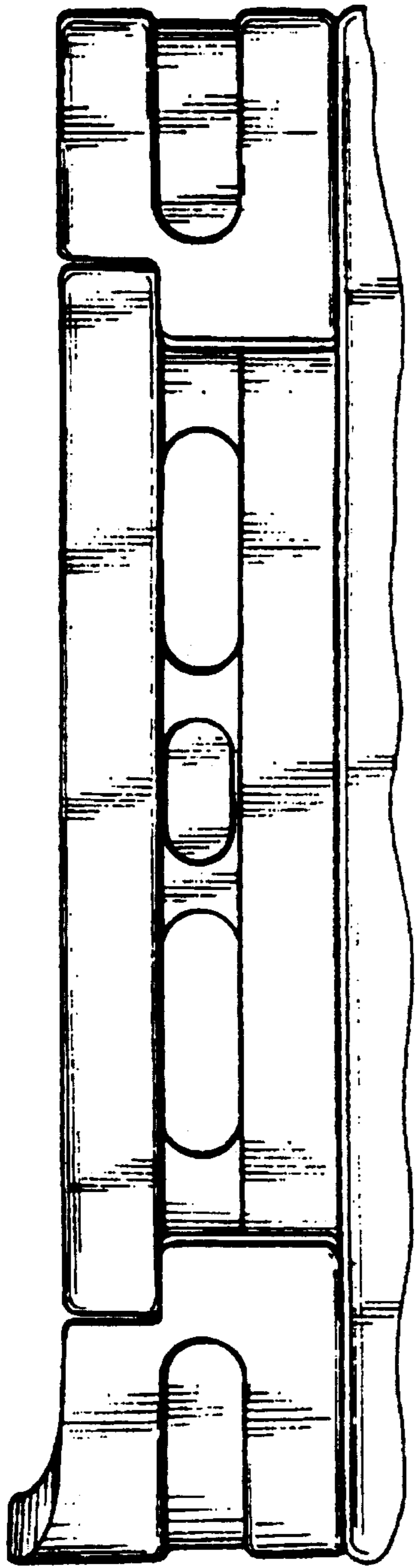


Fig-3

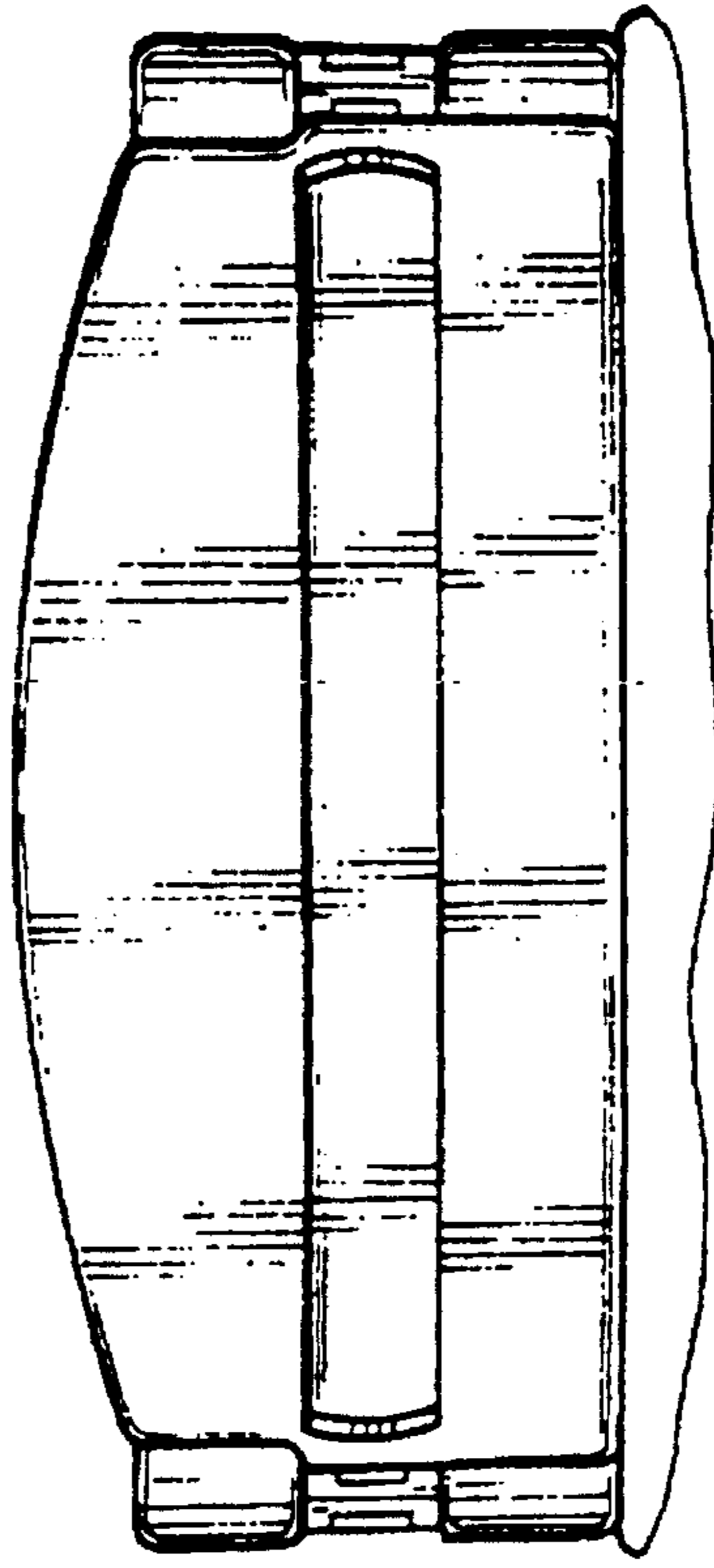


Fig-5

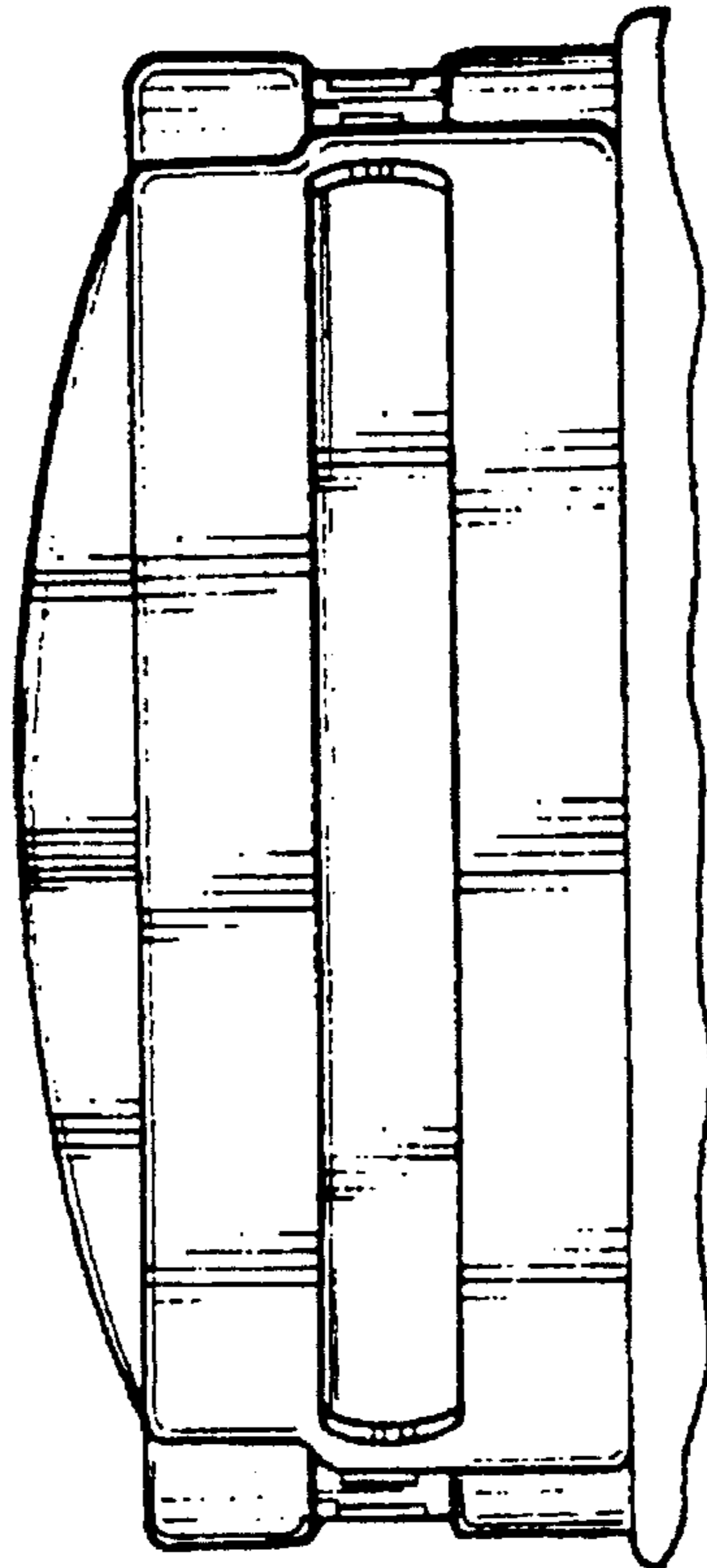


Fig-4