



US00D372940S

United States Patent [19]

[11] Patent Number: **Des. 372,940**

Ryan

[45] Date of Patent: ****Aug. 20, 1996**

[54] **GAME LAYOUT MAT**

[76] Inventor: **Kirk Ryan**, 1907 Merritt Dr., Northfield, N.J. 08225

[**] Term: **14 Years**

[21] Appl. No.: **42,014**

[22] Filed: **Jul. 31, 1995**

[52] U.S. Cl. **D21/37; D21/41**

[58] Field of Search **D21/37-41; 273/274, 273/292, 309**

D. 362,029	9/1995	Nelson	D21/37
3,904,208	9/1975	Grossman	273/146
4,688,803	8/1987	Ollington	273/274
4,902,019	2/1990	Berman	273/256
5,078,404	1/1992	Barillaro et al.	273/285
5,308,081	5/1994	Bartle	273/274

Primary Examiner—Ted Shooman
Assistant Examiner—Mitchell I. Siegel
Attorney, Agent, or Firm—Norman E. Lehrer

[57] **CLAIM**

The ornamental design for a game layout mat, as shown and described.

[56] **References Cited**

U.S. PATENT DOCUMENTS

D. 190,503	6/1961	Barron .	
D. 216,720	3/1970	Mitchell .	
D. 245,717	9/1977	Jessie .	
D. 250,054	10/1978	Crawford .	
D. 263,975	4/1982	Quiroga et al.	D21/37
D. 266,859	11/1982	Skender	D21/37
D. 345,767	4/1994	Ollington	D21/37

DESCRIPTION

FIG. 1 is a top plan view of a game layout mat showing my new design, the opposite side being plain and the design is of no appreciable thickness; and, FIG. 2 is an enlarged top plan view showing the details of the center portion of FIG. 1.

1 Claim, 2 Drawing Sheets

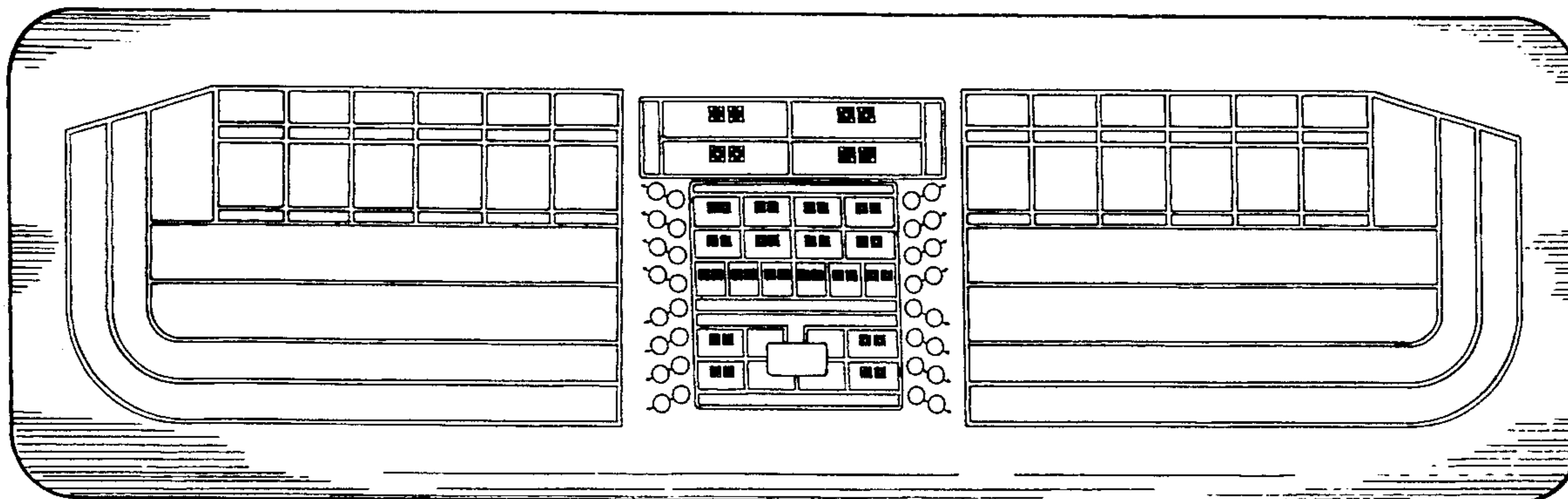
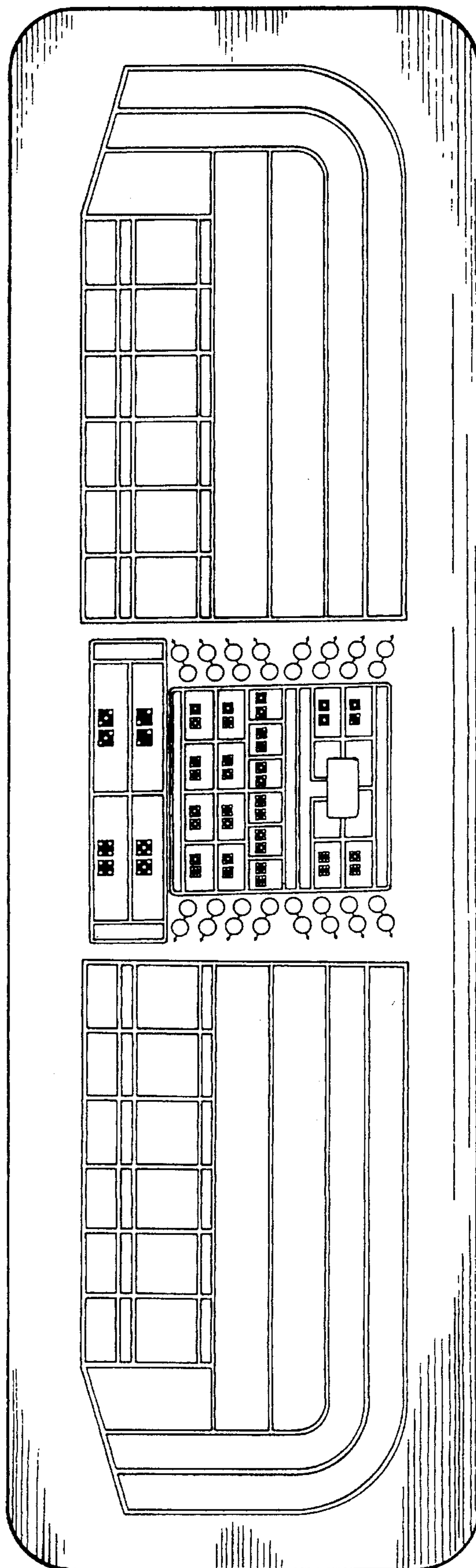


Fig. 1



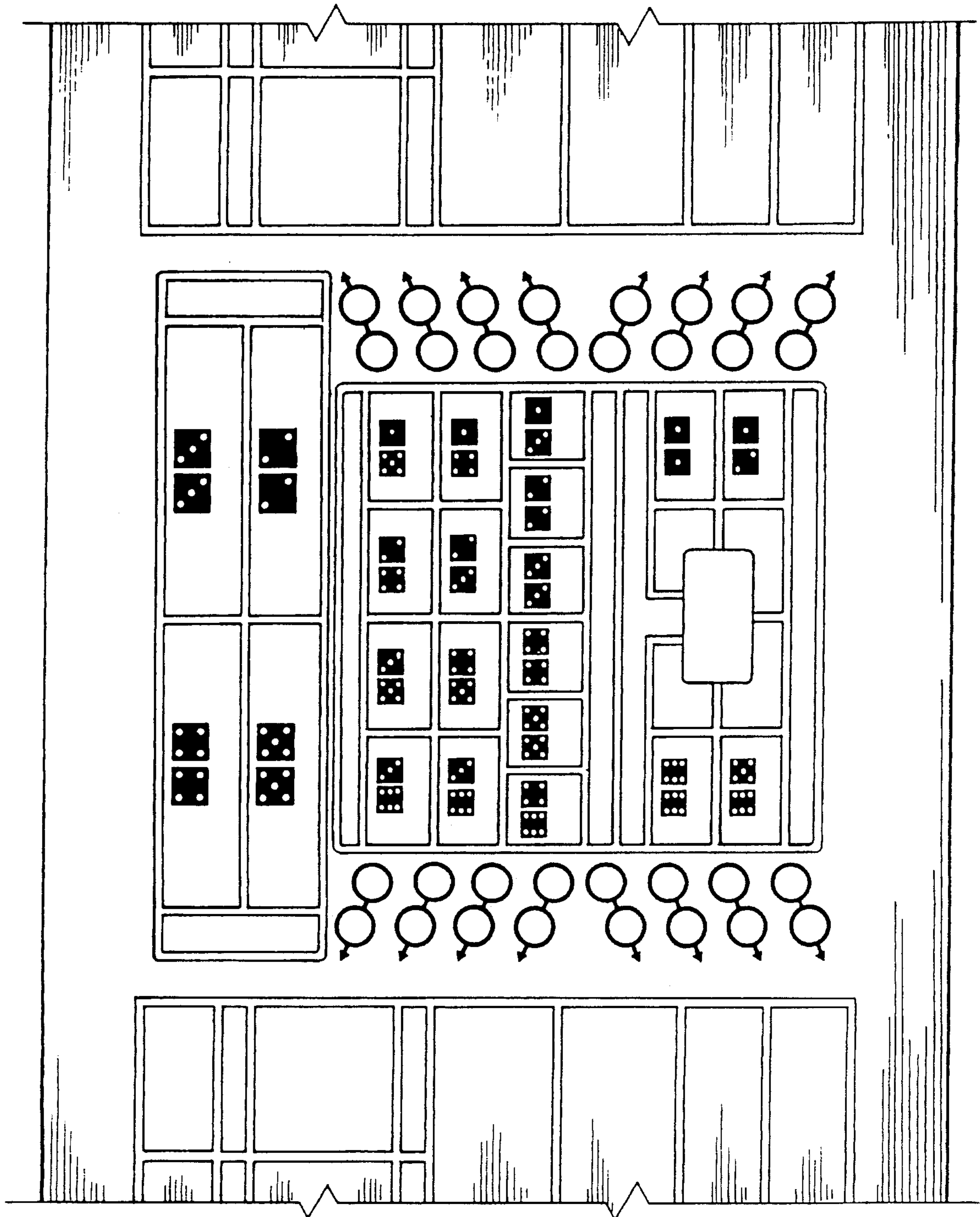


Fig. 2