



US00D372919S

United States Patent [19]

Nagele et al.

[11] Patent Number: **Des. 372,919**

[45] Date of Patent: ****Aug. 20, 1996**

[54] **CORDED TELEPHONE HANDSET**

[75] Inventors: **Albert L. Nagele**, Wilmette; **Leonid Soren**, Lincolnwood, both of Ill.

[73] Assignee: **Motorola, Inc.**, Schaumburg, Ill.

[**] Term: **14 Years**

[21] Appl. No.: **44,916**

[22] Filed: **Oct. 3, 1995**

[52] U.S. Cl. **D14/248**

[58] Field of Search D14/138, 142, D14/140, 248, 240, 147, 148-151, 118, 144, 101; 379/368, 433, 419, 420, 428, 440

[56] **References Cited**

U.S. PATENT DOCUMENTS

D. 297,009	8/1988	Grambush et al.	D14/138
D. 297,732	9/1988	Chan	D14/149
D. 298,827	12/1988	Miozzo	D14/149
D. 315,725	3/1991	Yokoyama et al.	D14/118
D. 321,868	11/1991	Anderson	D14/118
D. 324,682	3/1992	Renard et al.	D14/151

D. 325,381	4/1992	Dennis et al.	D14/144 X
D. 331,758	12/1992	Puel	D14/248 X
D. 342,729	12/1993	Nagele	D14/148
D. 342,730	12/1993	Nagele	D14/148
D. 344,525	2/1994	Gillet et al.	D14/248
D. 344,945	3/1994	Nagele	D14/148
D. 355,659	2/1995	Lee et al.	D14/147 X
D. 363,290	10/1995	Kim	D14/248
4,736,411	4/1988	Chan	379/368

Primary Examiner—Jeffrey Asch
Attorney, Agent, or Firm—John G. Rauch

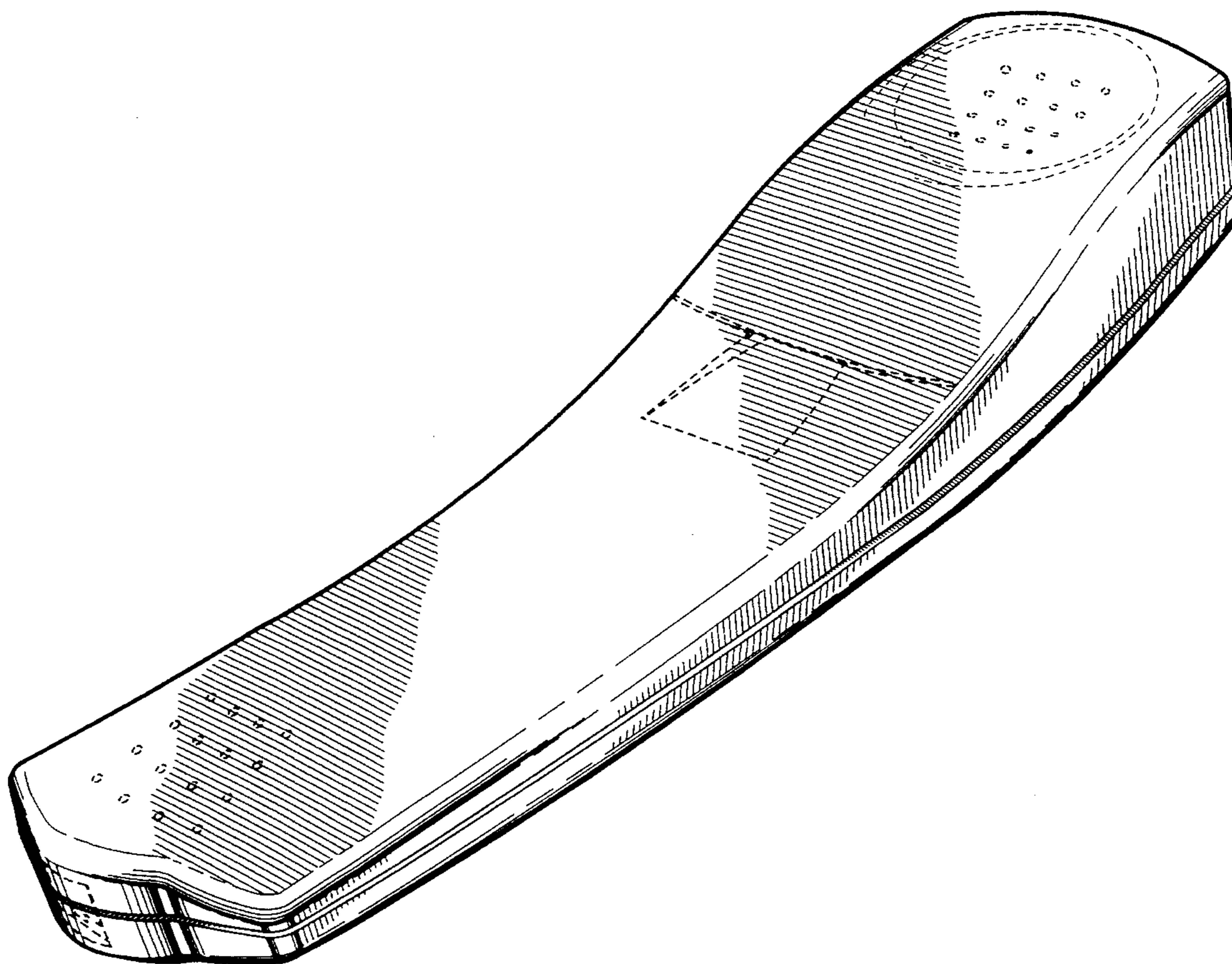
[57] **CLAIM**

The ornamental design for a corded telephone handset, as shown and described.

DESCRIPTION

FIG. 1 is a bottom, right, front perspective view of a corded telephone handset showing our new design; FIG. 2 is a left elevational view thereof; FIG. 3 is a top elevational view thereof; and, FIG. 4 is a rear plan view thereof. The broken lines shown in FIGS. 1-4 are for illustrative purposes only and form no part of the claimed design.

1 Claim, 3 Drawing Sheets



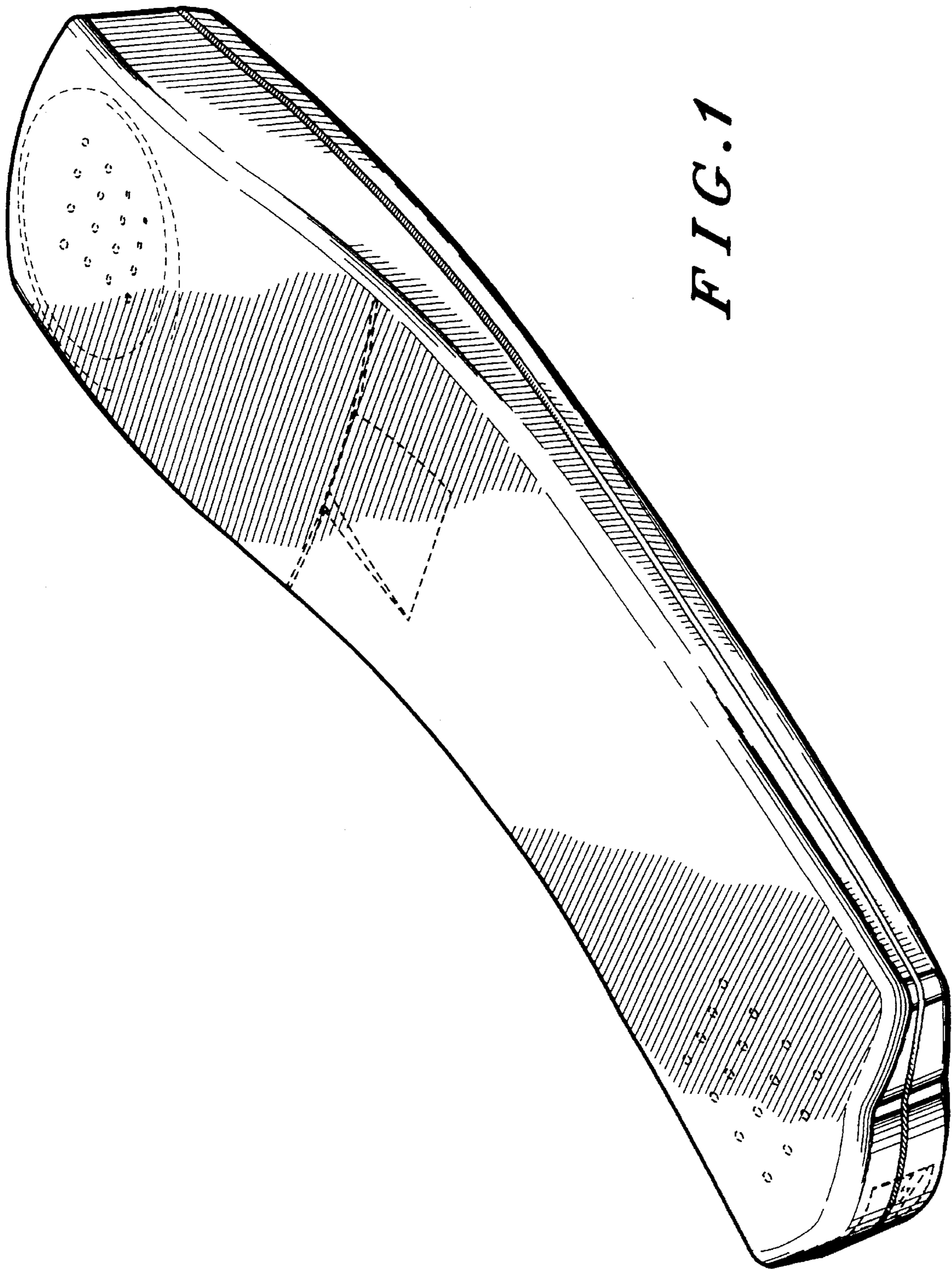


FIG. 1

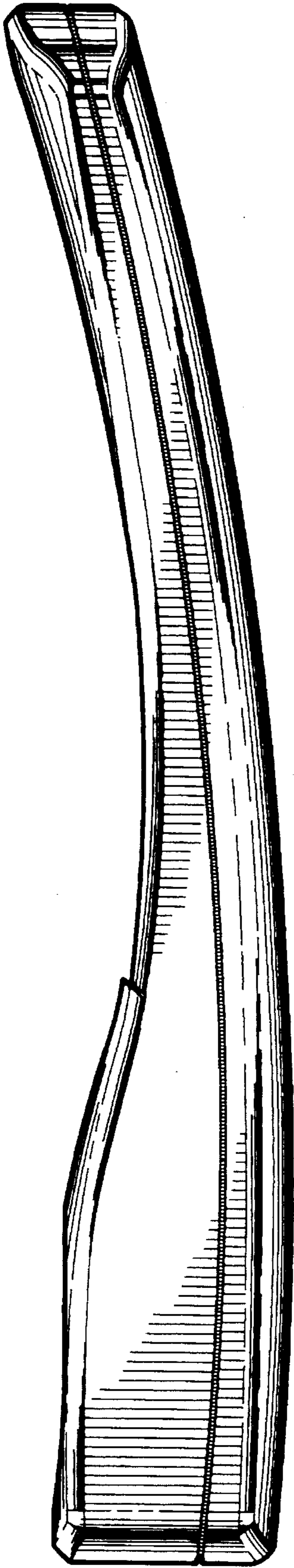


FIG. 2

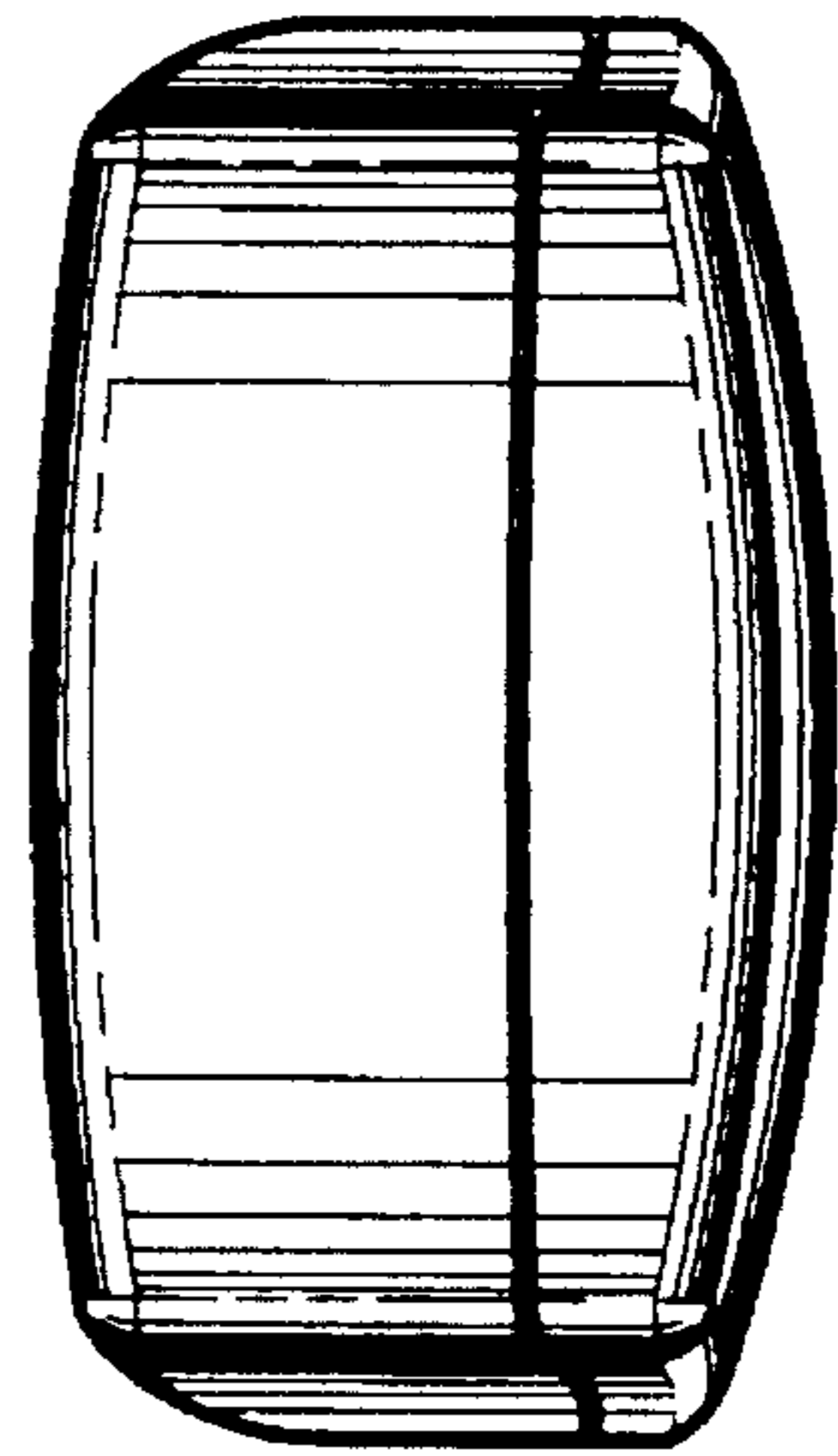


FIG. 3




FIG. 4