



US00D372882S

United States Patent [19]

Goldman et al.

[11] Patent Number: Des. 372,882

[45] Date of Patent: **Aug. 20, 1996

[54] COMBINED BROOCH AND GOLF BALL MARKER

[75] Inventors: **Carol Goldman**, 106 Enos Dr., Salinas, Calif. 93908; **Steve Schell**, Dayton, Ohio

[73] Assignee: **Carol Goldman**, Salinas, Calif.

[**] Term: **14 Years**

[21] Appl. No.: **40,158**

[22] Filed: **Jun. 12, 1995**

[52] U.S. Cl. **D11/40; D21/234**

[58] Field of Search D11/1-2, 40-78, D11/79-116; 63/1.1, 2, 18, 20; D21/234; 273/162 D

[56] References Cited

U.S. PATENT DOCUMENTS

D. 159,587	8/1950	Boucher	D11/74
D. 253,754	12/1979	Hill	D11/96
D. 269,768	7/1983	Terry	D11/47
D. 350,178	8/1994	Kristouich	D21/224
D. 350,179	8/1994	Johnson	D21/234

OTHER PUBLICATIONS

Photocopy of packaging label, Magnetic Golf Marker, Copyright 1971, Margaret Samways and actual pin.

Primary Examiner—Ralf Seifert

Attorney, Agent, or Firm—Flehr, Hohbach, Test, Albritton & Herbert

[57] CLAIM

The ornamental design for a combined brooch and golf ball marker, as shown and described.

DESCRIPTION

FIG. 1 is a top perspective view of a combined brooch and a golf ball marker showing our new design; FIG. 2 is a front elevation view thereof; FIG. 3 is a side elevation view of one side thereof; FIG. 4 is a rear elevation view thereof; FIG. 5 is a side elevation view of the other side thereof; FIG. 6 is a bottom plan view thereof; FIG. 7 is a bottom plan view thereof; and, FIG. 8 is a top perspective view with a combined brooch and golf ball marker removed from the brooch.

1 Claim, 3 Drawing Sheets




FIG. 1


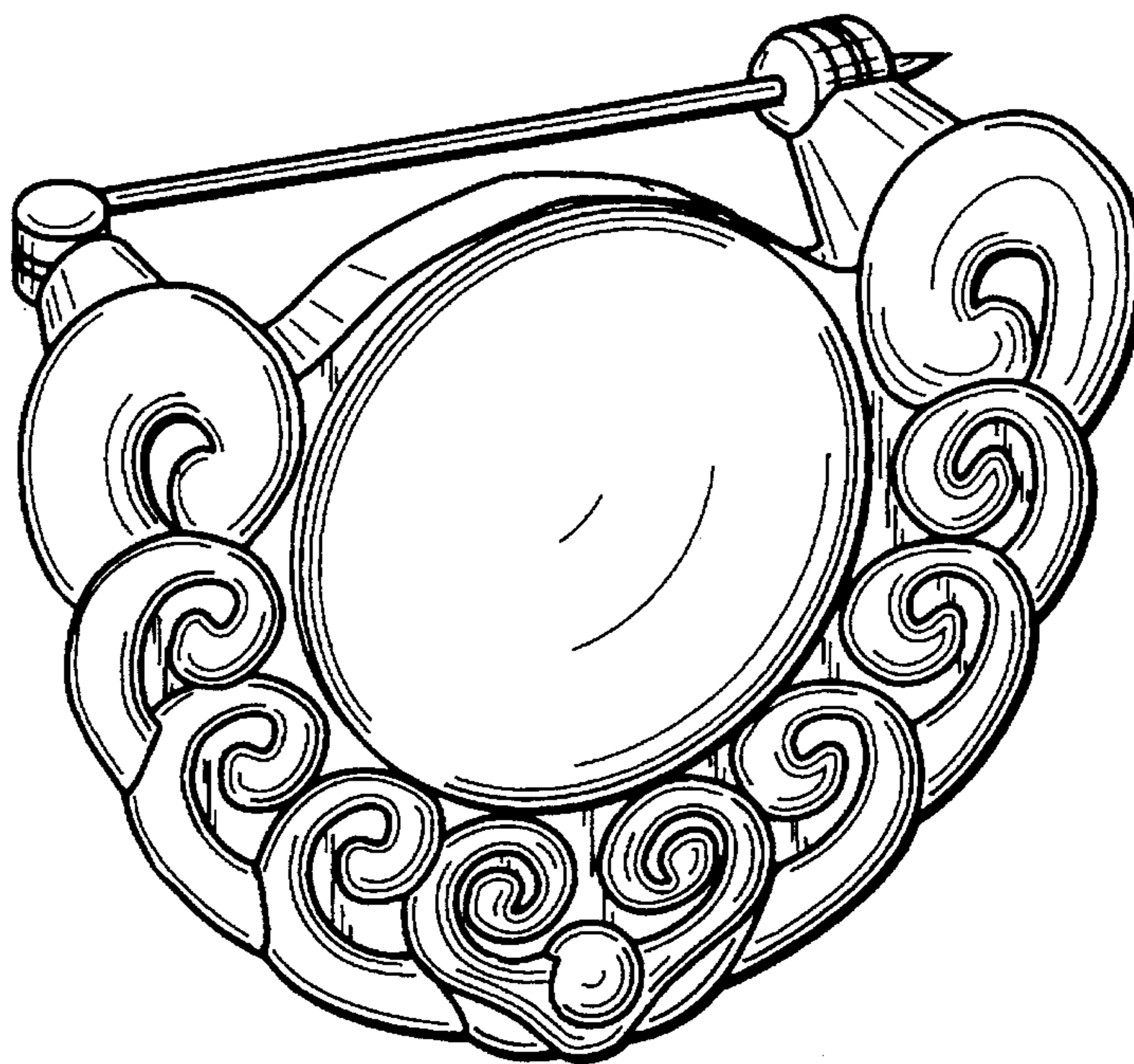


FIG. 7




FIG._2

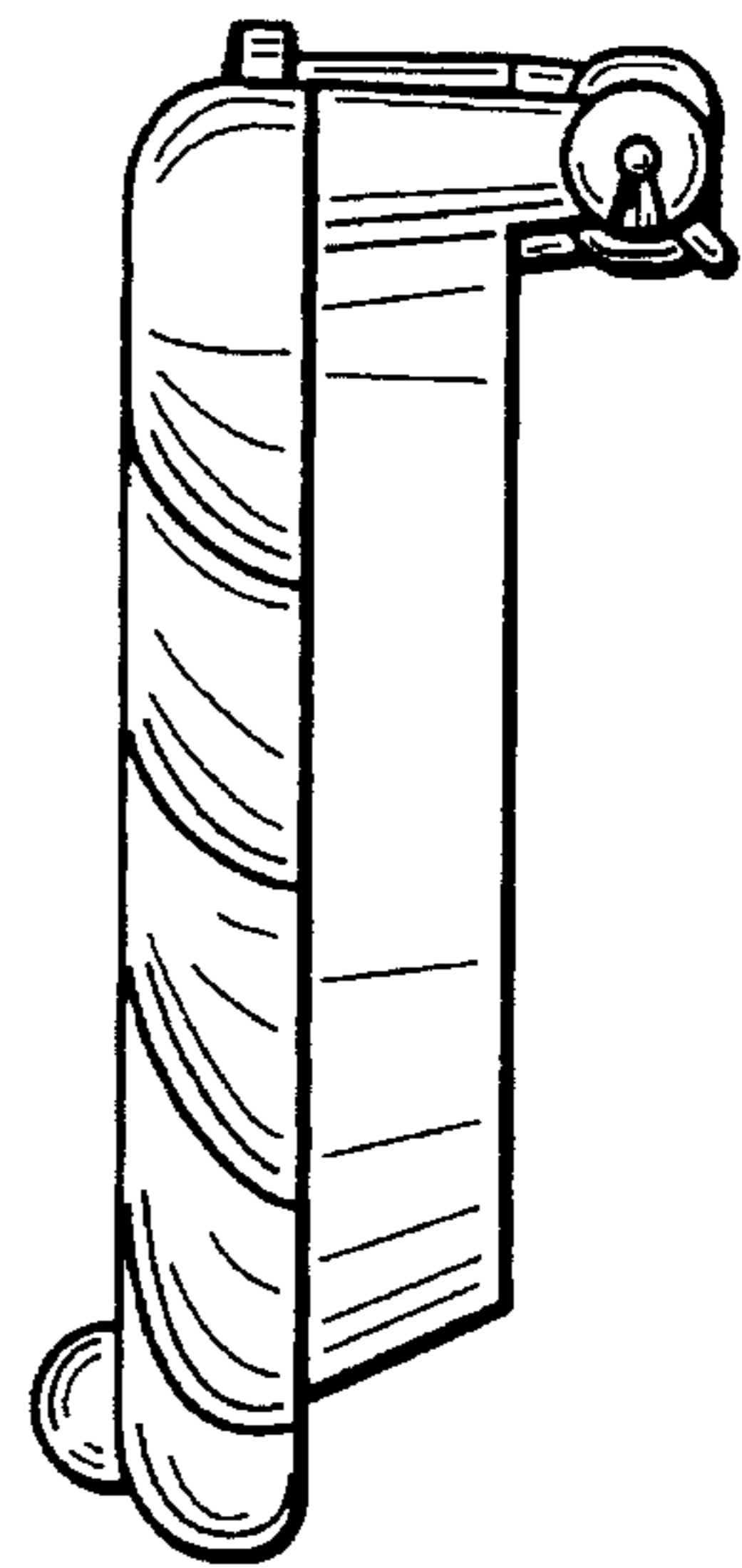


FIG._3

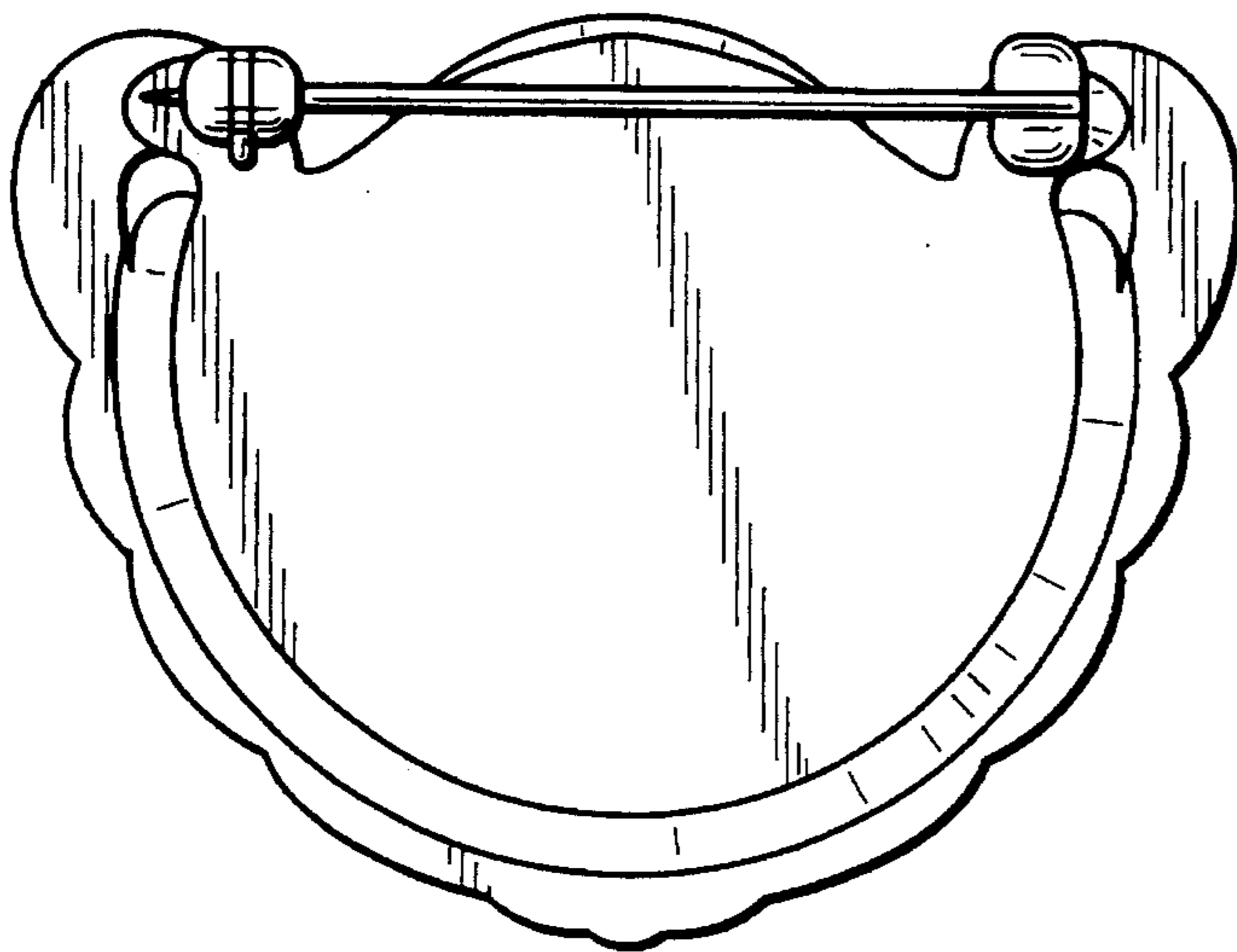


FIG._4

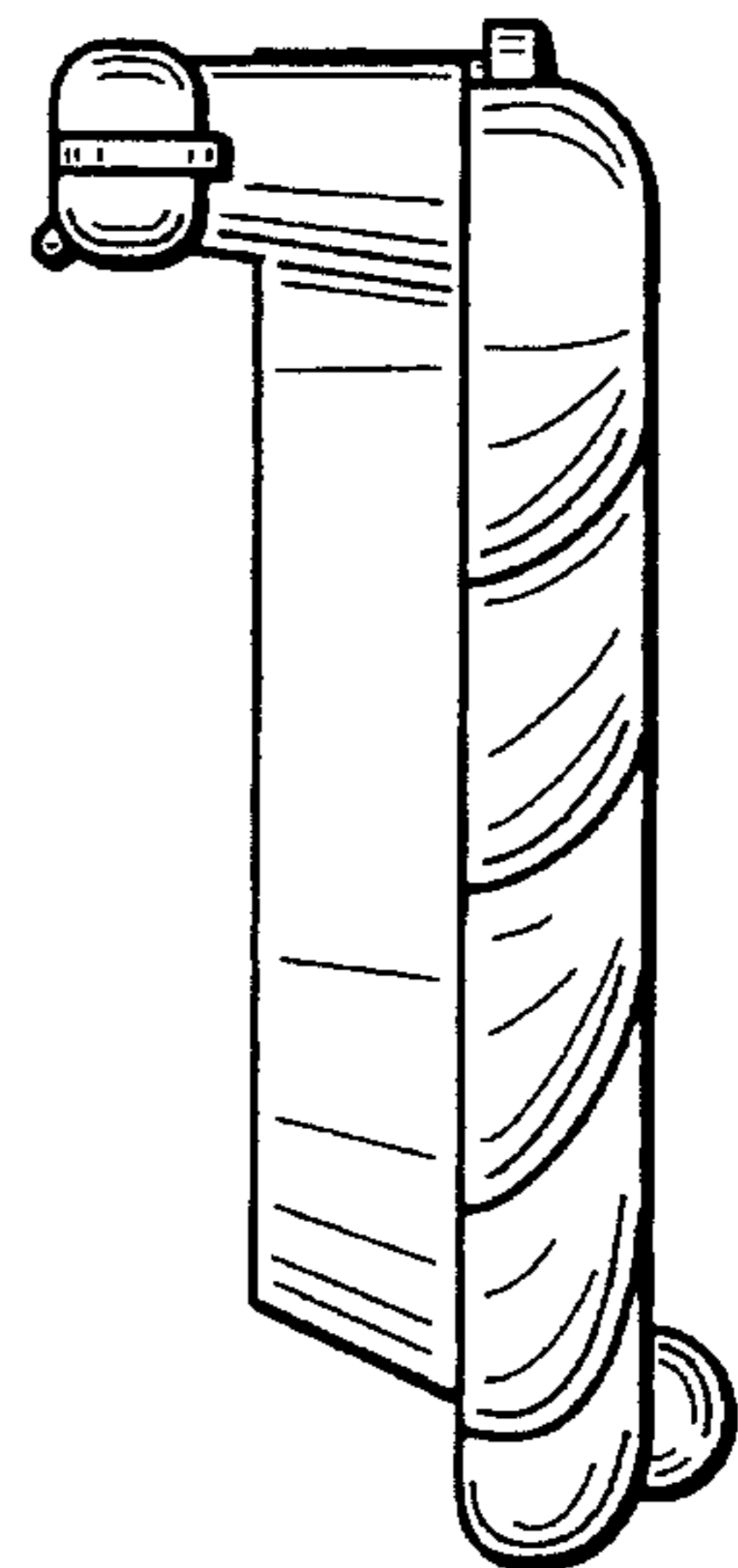


FIG._5




FIG._6

FIG. 8

