



US00D372873S

United States Patent [19]

Lathrop et al.

[11] Patent Number: Des. 372,873

[45] Date of Patent: *** Aug. 20, 1996

[54] **COMBINED BOTTLE AND CAP**

[75] Inventors: **Gregory A. Lathrop**, Manchester; **Mark D. Gerhart**, Westminster; **David F. Gnad**, Owings Mills; **Kevin J. Markey**, Westminster, all of Md.; **Frank E. Gonda**, Fairfield, Conn.; **David S. Laubach**, New York, N.Y.

[73] Assignee: **Lever Brothers Company, Division of Conopco, Inc.**, New York, N.Y.

[*] Notice: The portion of the term of this patent subsequent to Jun. 4, 2010, has been disclaimed.

[**] Term: **14 Years**

[21] Appl. No.: **39,289**

[22] Filed: **May 19, 1995**

[52] U.S. Cl. **D9/558; D9/571**

[58] Field of Search **D9/558, 571, 529, D9/545, 544, 500, 503, 300; 215/382, 400; 222/206, 212, 213**

[56] **References Cited**

U.S. PATENT DOCUMENTS

- D. 18,220 4/1888 Atterbury D9/558
- D. 87,770 9/1932 Cordy D9/558
- D. 104,546 5/1937 Topping .
- D. 146,098 12/1946 D'Anselme D9/545 X
- D. 160,942 11/1950 Heintze .
- D. 213,355 2/1969 Kneapler .
- D. 259,332 5/1981 Walton .
- D. 266,990 11/1982 Cook .
- D. 281,670 12/1985 Thieffry D9/503

- D. 312,779 12/1990 Tacconelli D9/558
- D. 318,012 7/1991 Kipperman et al. .
- D. 337,055 7/1993 Medlycott .
- D. 337,527 7/1993 Klapwald .
- D. 340,868 11/1993 Gormley .
- D. 343,793 2/1994 Crawford .
- D. 346,963 5/1994 Crawford .
- D. 356,947 4/1995 Mueller D9/300
- D. 362,187 9/1995 Thompson D9/500
- 882,864 3/1908 Burke D9/545 X
- 4,174,783 11/1979 Abe et al. .

OTHER PUBLICATIONS

Beauty Fashion, Jun. 1984, p. 113, Revlon "Oriental Hair Cure" bottle cap.

Vogue, Dec. 1993, p. 206, Sothy's "Vitality Serum" bottle.

Vogue Dec. 1993, p. 46, Max Factor "Color and Light" makeup bottle.

Primary Examiner—Lucy Lieberman

Attorney, Agent, or Firm—James J. Farrell

[57] **CLAIM**

The ornamental design for a combined bottle and cap, as shown and described.

DESCRIPTION

FIG. 1 is a perspective view of a combined bottle and cap showing our new design;

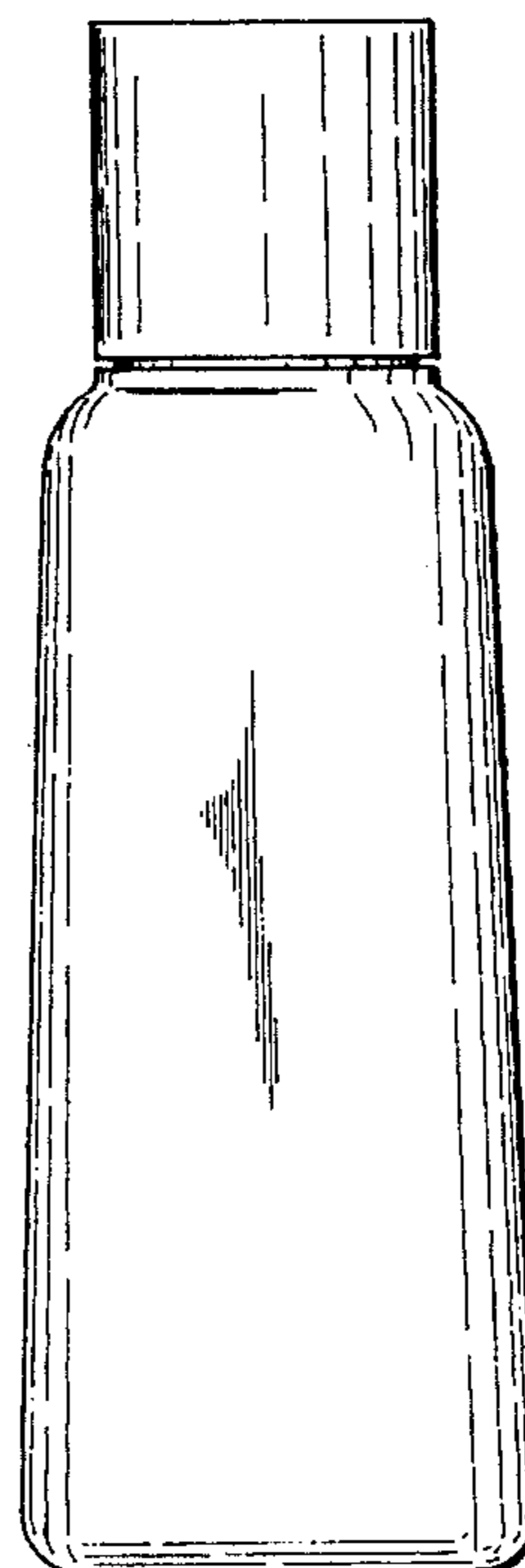
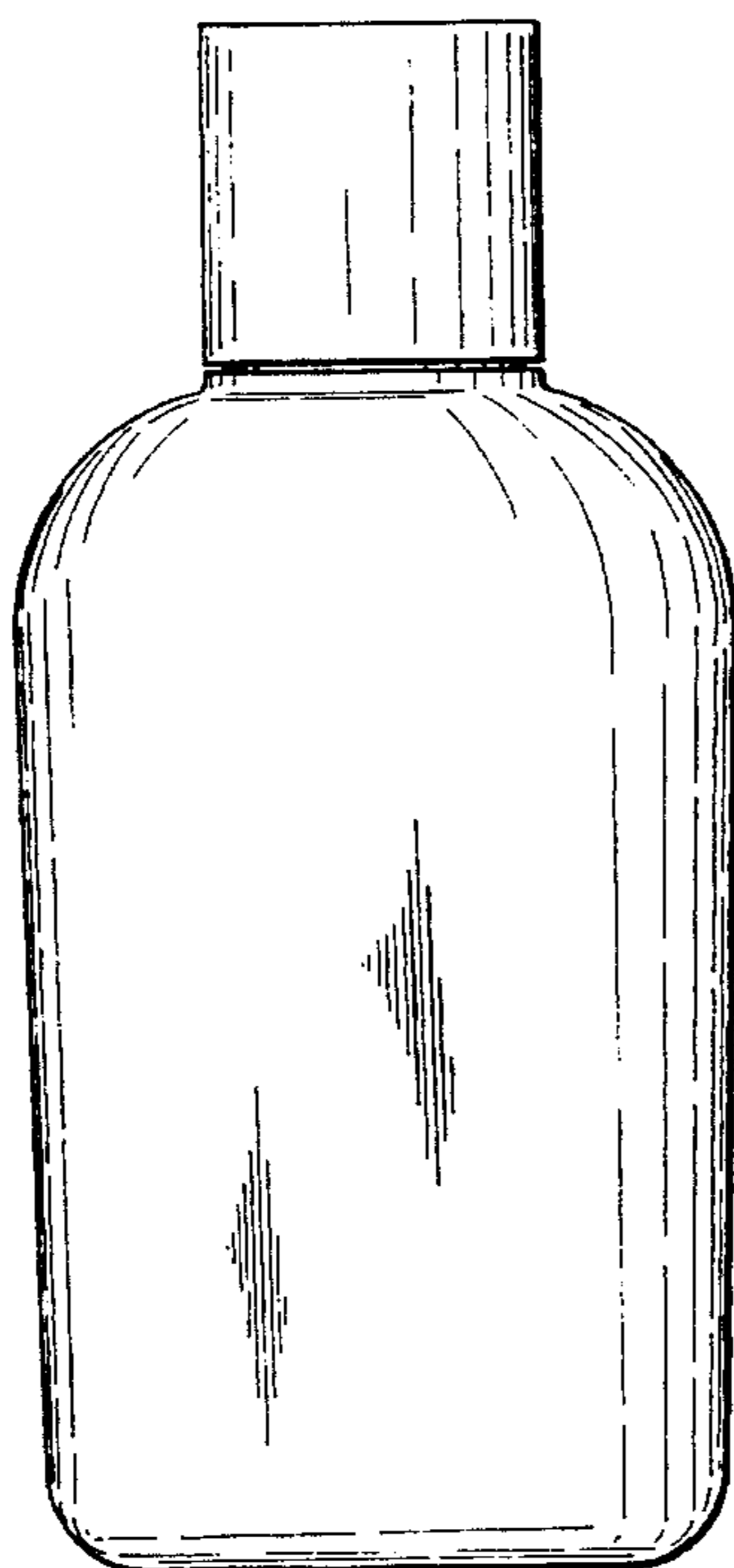
FIG. 2 is a front elevational view thereof, the undisclosed opposite side being identical;

FIG. 3 is a side elevational view, the undisclosed opposite side being identical;

FIG. 4 is a top plan view thereof; and,

FIG. 5 is a bottom plan view thereof.

1 Claim, 1 Drawing Sheet



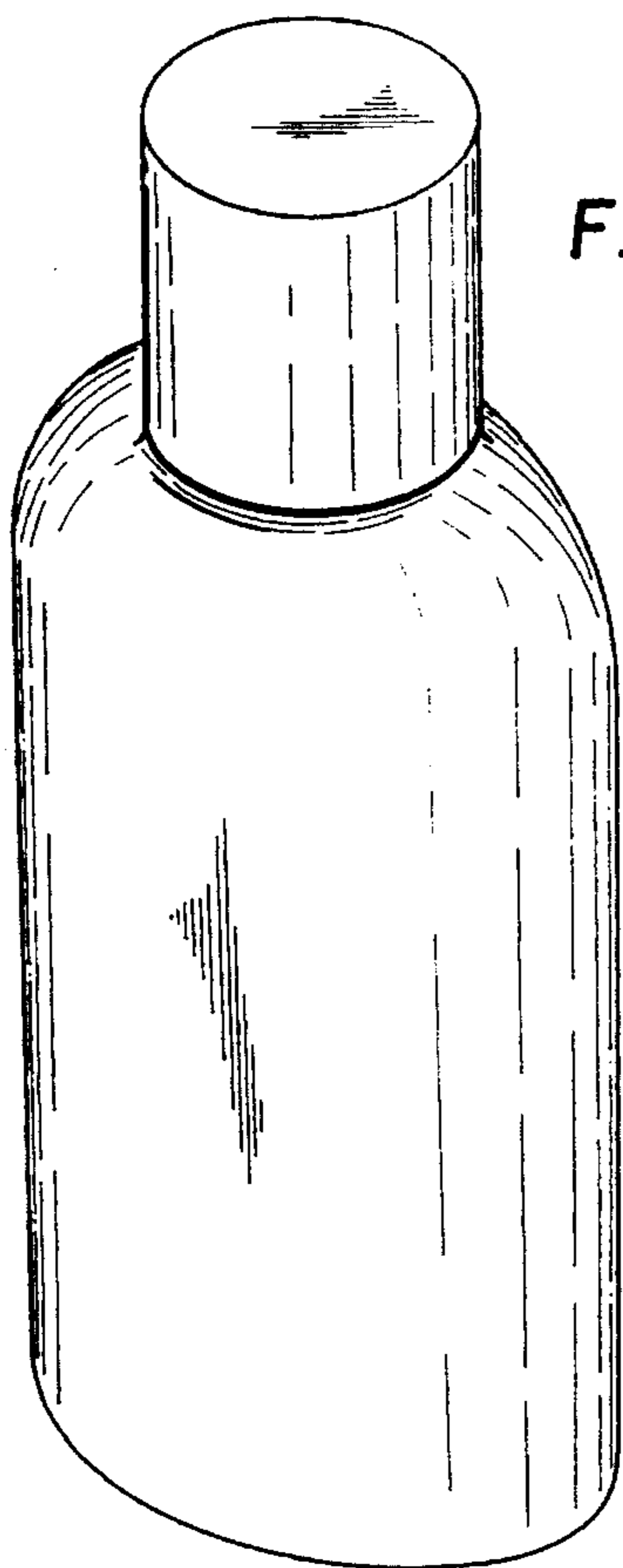


FIG. 1

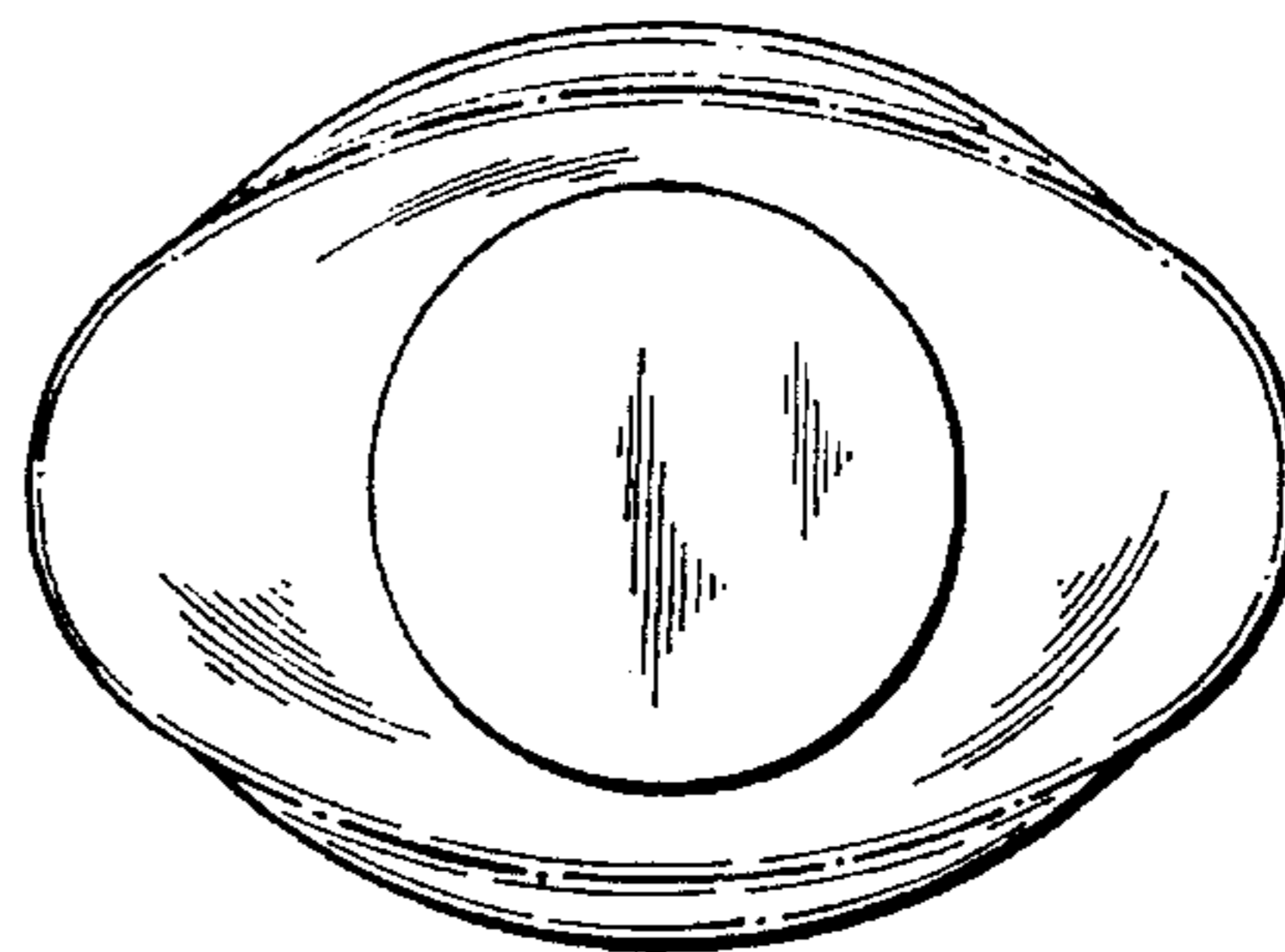


FIG. 4

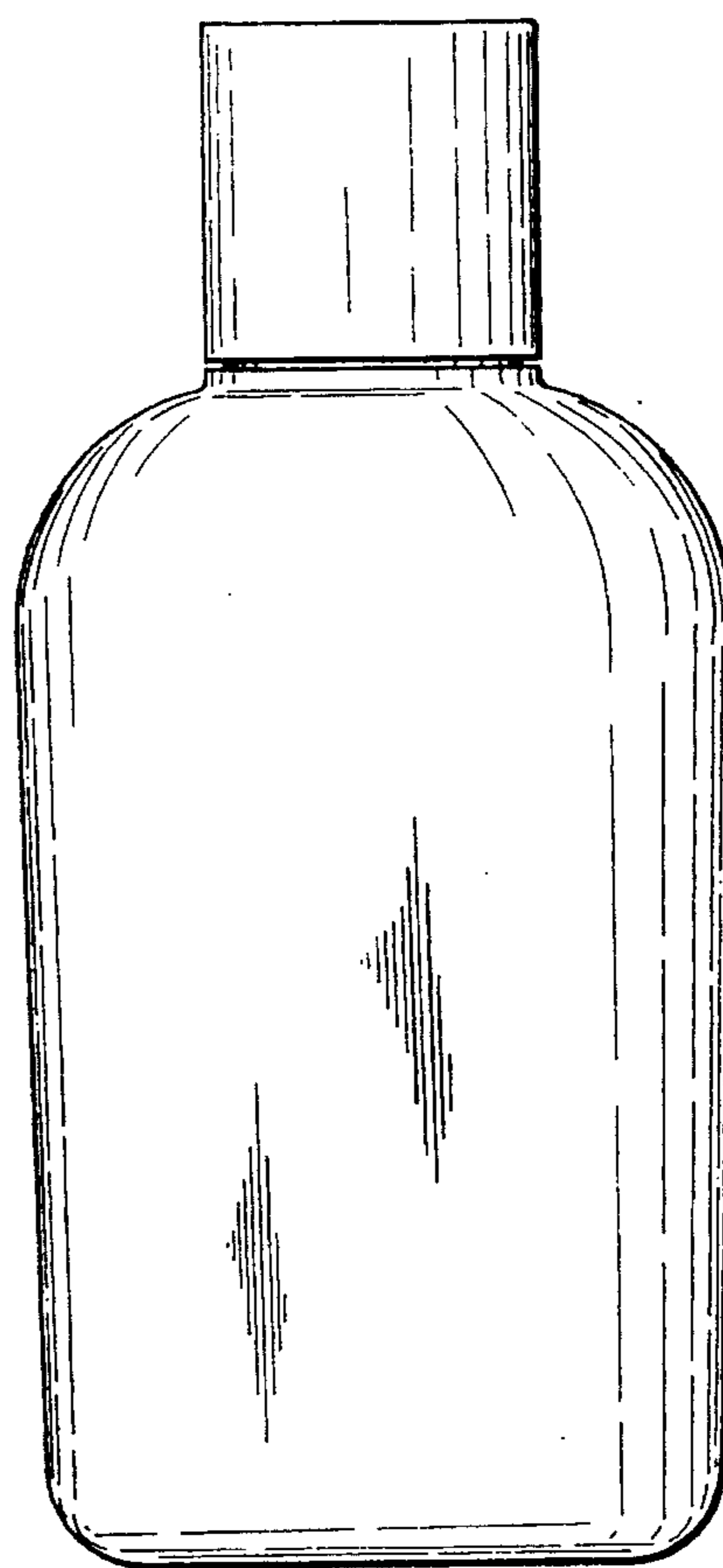


FIG. 2

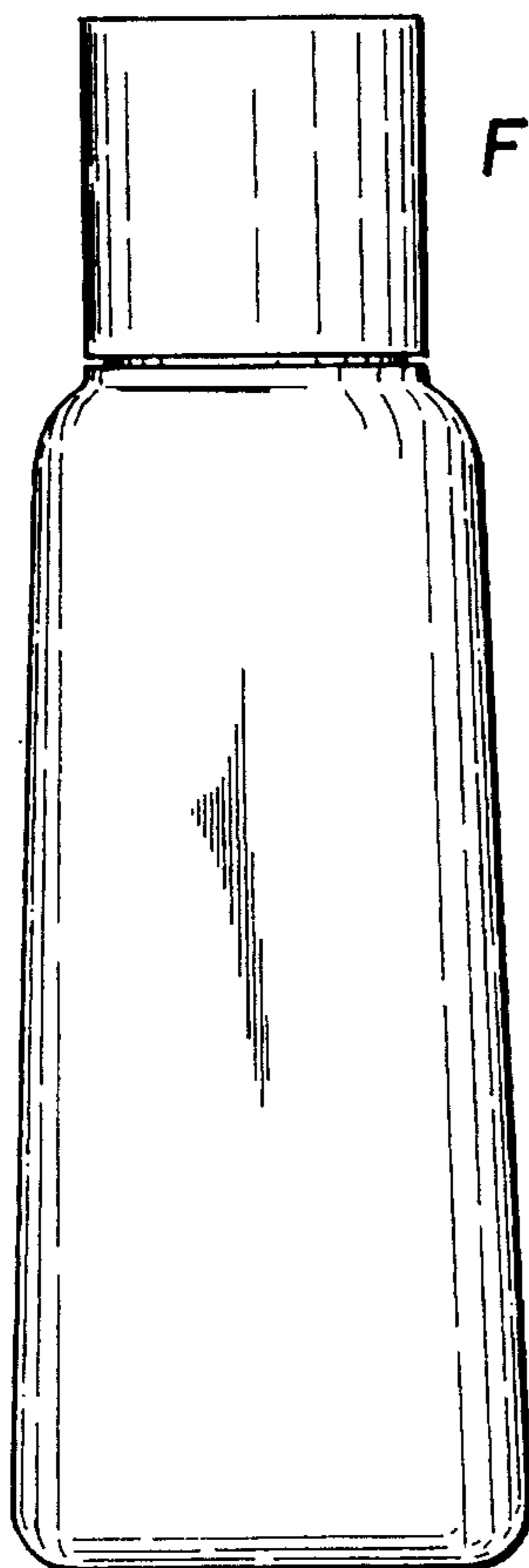


FIG. 3

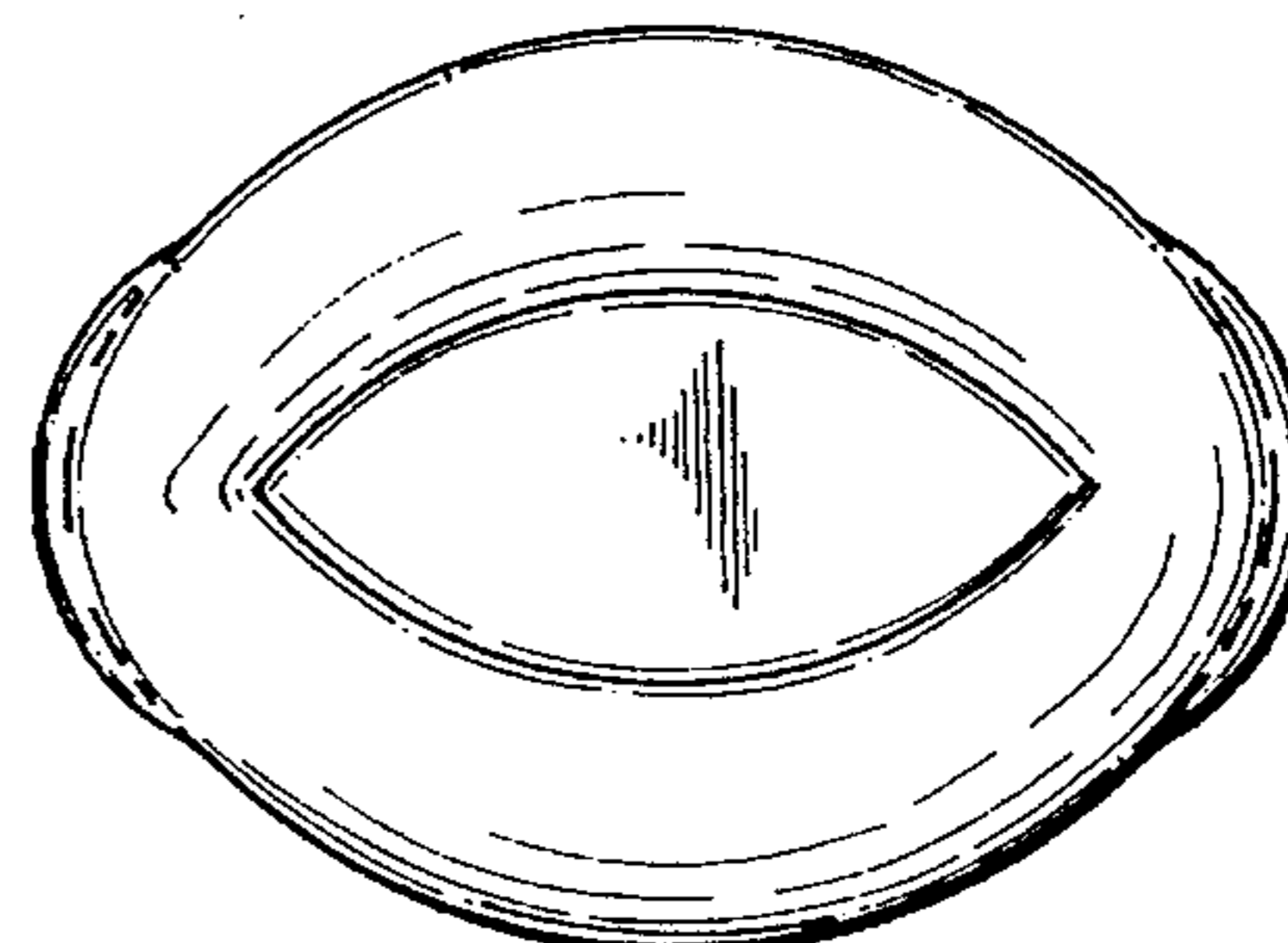


FIG. 5