



US00D372867S

United States Patent [19]
Lambelet, Jr.

[11] **Patent Number: Des. 372,867**
[45] **Date of Patent: **Aug. 20, 1996**

[54] **PLATFORM FOR A TABLET DISPENSER PACKAGE INSERT**

[75] Inventor: **Lawrence E. Lambelet, Jr.**,
Flemington, N.J.

[73] Assignee: **Ortho Pharmaceutical Corporation**,
Raritan, N.J.

[**] Term: **14 Years**

[21] Appl. No.: **26,511**

[22] Filed: **Jul. 29, 1994**

[52] U.S. Cl. **D9/456**

[58] **Field of Search** D3/203; D9/434-6,
D9/454-7, 499; D24/229, 230; 206/531,
532, 538

[56] **References Cited**

U.S. PATENT DOCUMENTS

D. 248,407	7/1978	Bassett et al.	D24/229
D. 272,324	1/1984	Mumford et al.	D9/454
D. 292,380	10/1987	Smith	D9/454
D. 298,608	11/1988	Dewing	D9/435
D. 339,525	9/1993	Morris, Sr.	D9/454

3,651,927	3/1972	Richardson et al.	206/531
3,904,075	9/1975	Richardson et al.	206/531
4,015,717	4/1977	Richardson et al.	206/531
4,165,709	8/1979	Studer	206/531
4,555,044	11/1985	Pearo	206/538
4,905,866	3/1990	Bartell et al.	206/531
5,352,465	10/1994	Gondek et al.	D9/444 X

Primary Examiner—Alan P. Douglas
Assistant Examiner—Robert M. Spear

[57] **CLAIM**

The ornamental design for a platform for a tablet dispenser package insert, as shown and described.

DESCRIPTION

FIG. 1 is a perspective view of a platform for a tablet dispenser package insert as seen from top, front and left side showing our new design;
FIG. 2 is a top plan view thereof;
FIG. 3 is a bottom plan view thereof;
FIG. 4 is a front elevational view thereof;
FIG. 5 is a left side elevational view thereof, the right side elevational view being a mirror image thereof; and,
FIG. 6 is a rear elevational view thereof.

1 Claim, 4 Drawing Sheets

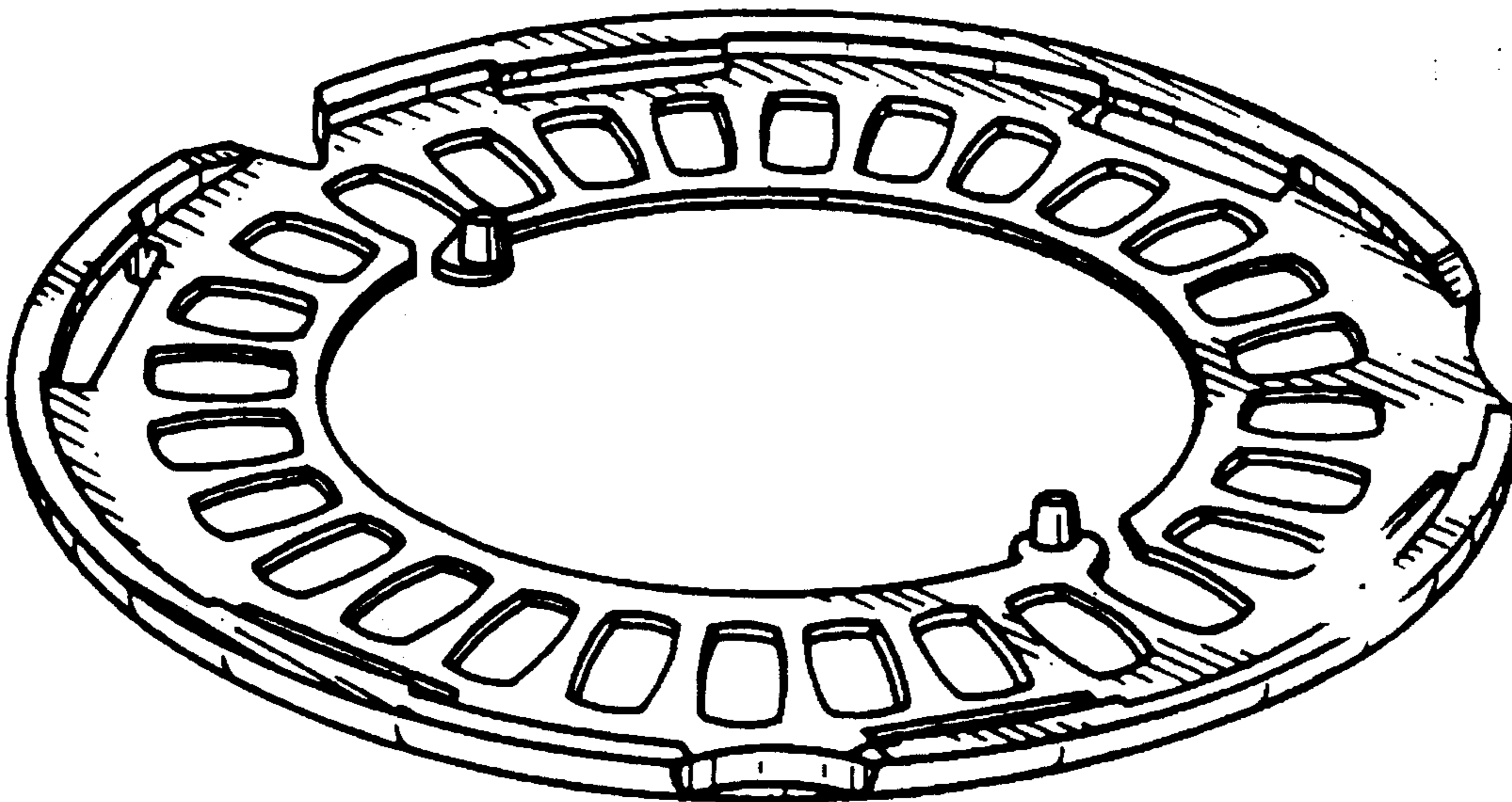


FIG. 1

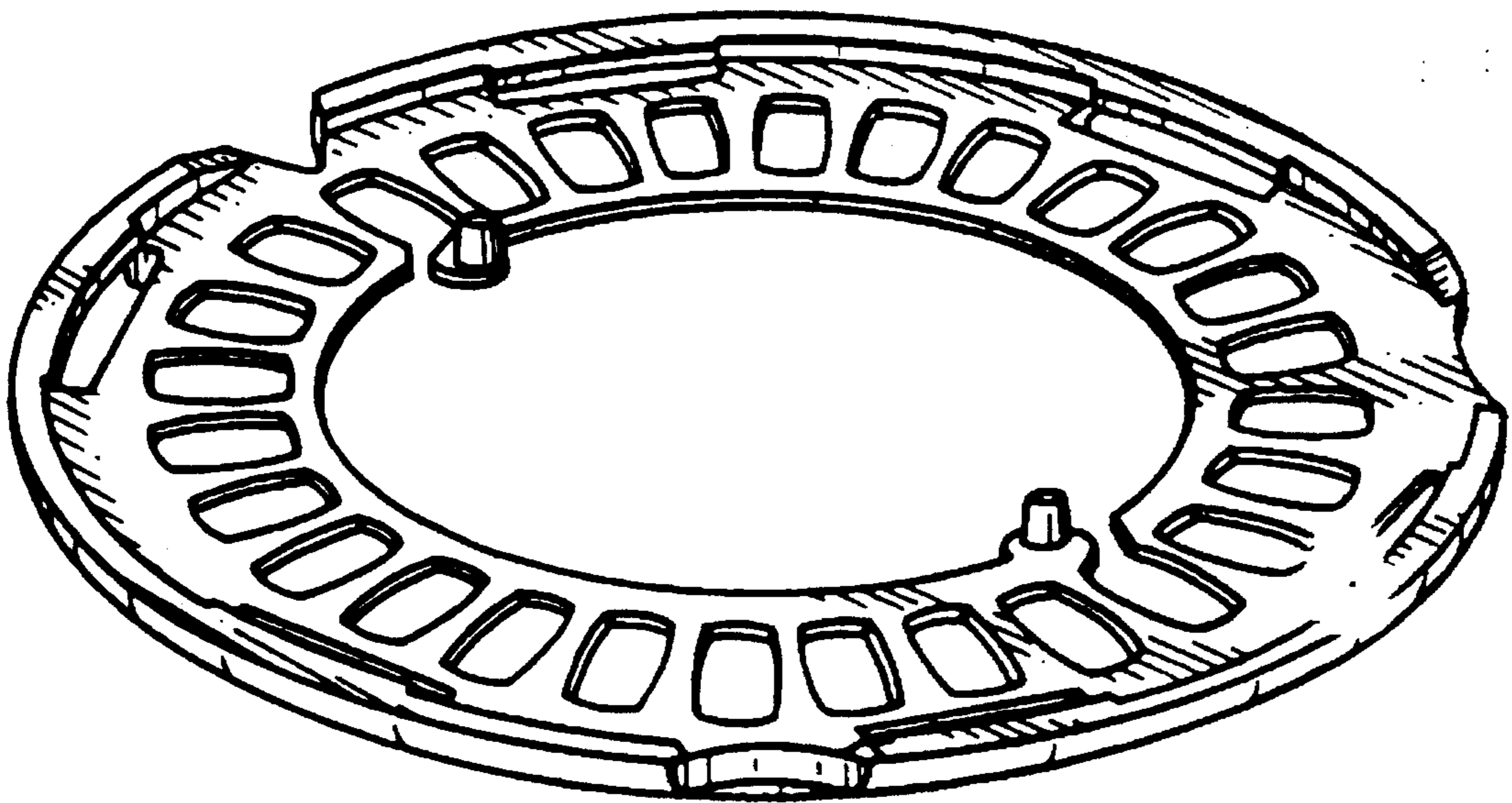


FIG. 2

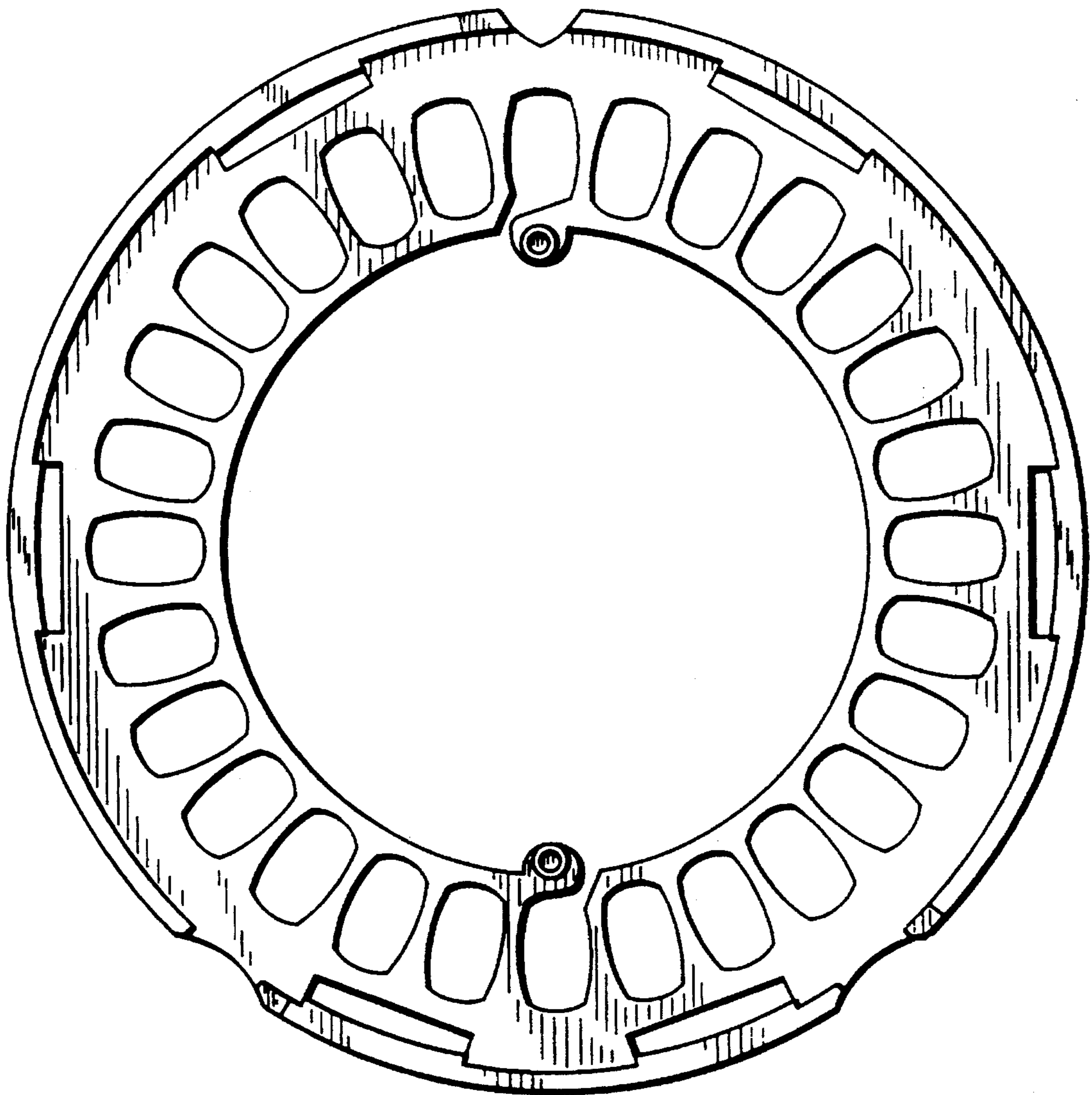


FIG. 3

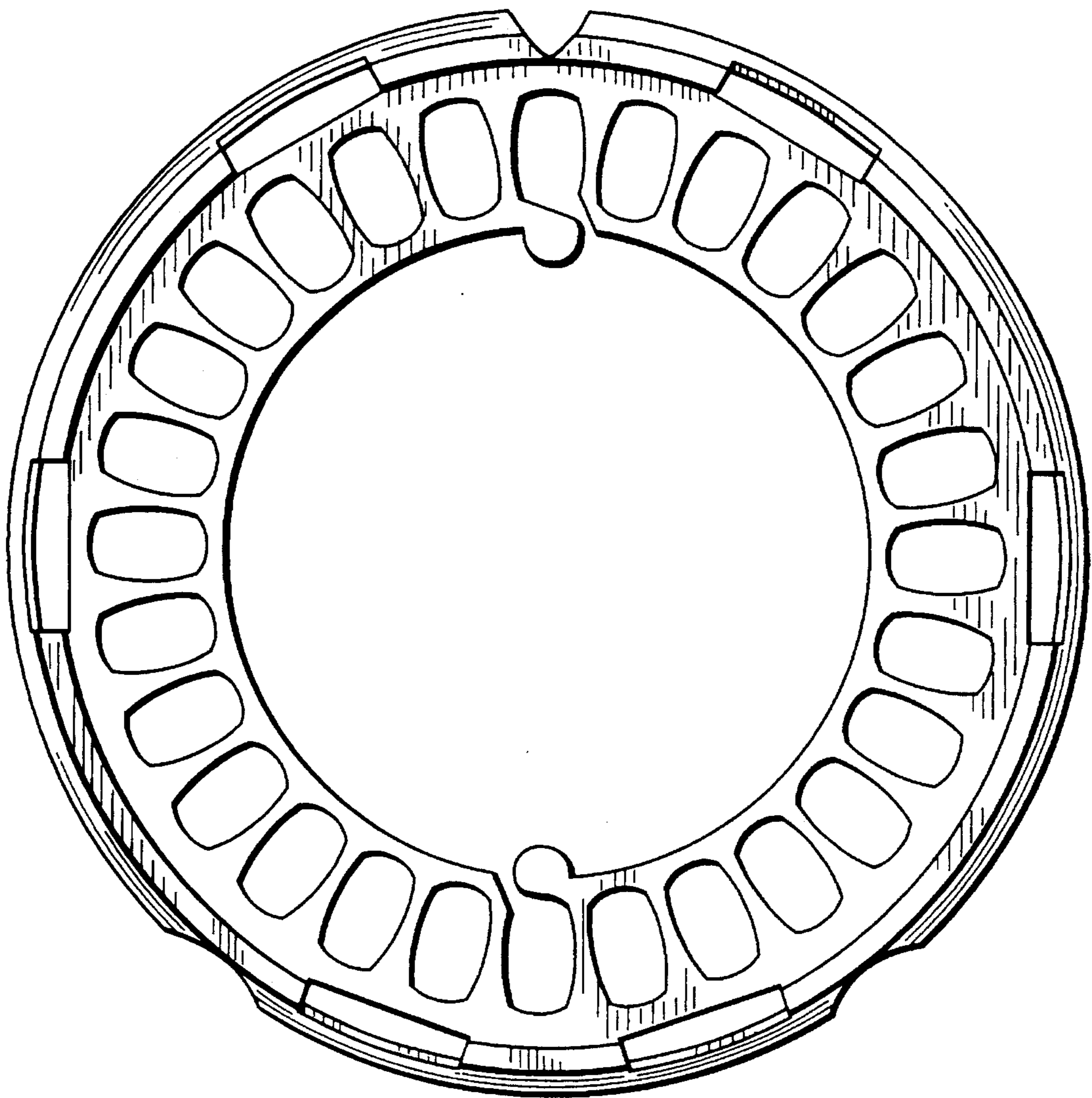


FIG. 4



FIG. 5



FIG. 6

