



US00D372865S

United States Patent [19]

Stowell et al.

[11] Patent Number: Des. 372,865

[45] Date of Patent: **Aug. 20, 1996

[54] **BAG HANDLE**

[75] Inventors: **Davin Stowell; Scott Bolden**, both of New York, N.Y.

[73] Assignee: **General Housewares Corp.**, Terre Haute, Ind.

[**] Term: **14 Years**

[21] Appl. No.: **44,648**

[22] Filed: **Sep. 28, 1995**

[52] U.S. Cl. **D9/434**

[58] **Field of Search** D9/434, 455, 497; D8/300, 313, 315; D3/315, 318; D7/393, 394; D34/28, 35; 220/752, 755, 759; 16/114 B, 114 R, 116 R, 110.5; 294/170, 171, 153, 159, 164; 383/6, 13, 15, 23, 24; D6/315, 317, 328, 323

4,070,063 1/1978 Russell 16/114 R X
 4,846,519 7/1989 Leonard 294/171
 4,890,355 1/1990 Schulten 16/114 R X
 4,991,894 2/1991 Rutens .
 5,150,938 9/1992 Gans .
 5,199,758 4/1993 Howell .
 5,257,845 11/1993 McConnell .
 5,263,755 11/1993 Thompson .
 5,364,148 11/1994 Bartocci .

FOREIGN PATENT DOCUMENTS

2051019 3/1993 Canada 294/170
 2697232 4/1994 France 383/13
 2153213 8/1985 United Kingdom 16/114 B
 2228860 9/1990 United Kingdom 294/171

Primary Examiner—Jeffrey Asch
Attorney, Agent, or Firm—Emrich & Dithmar

[57] CLAIM

The ornamental design for the bag handle, as shown and described.

DESCRIPTION

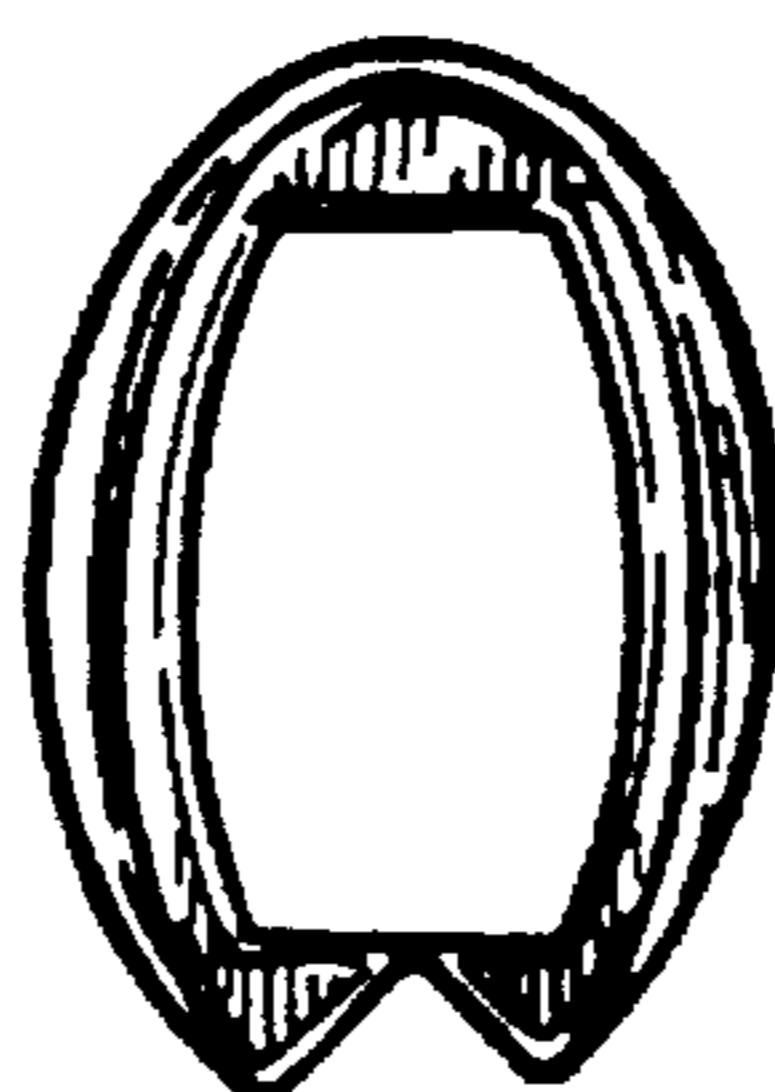
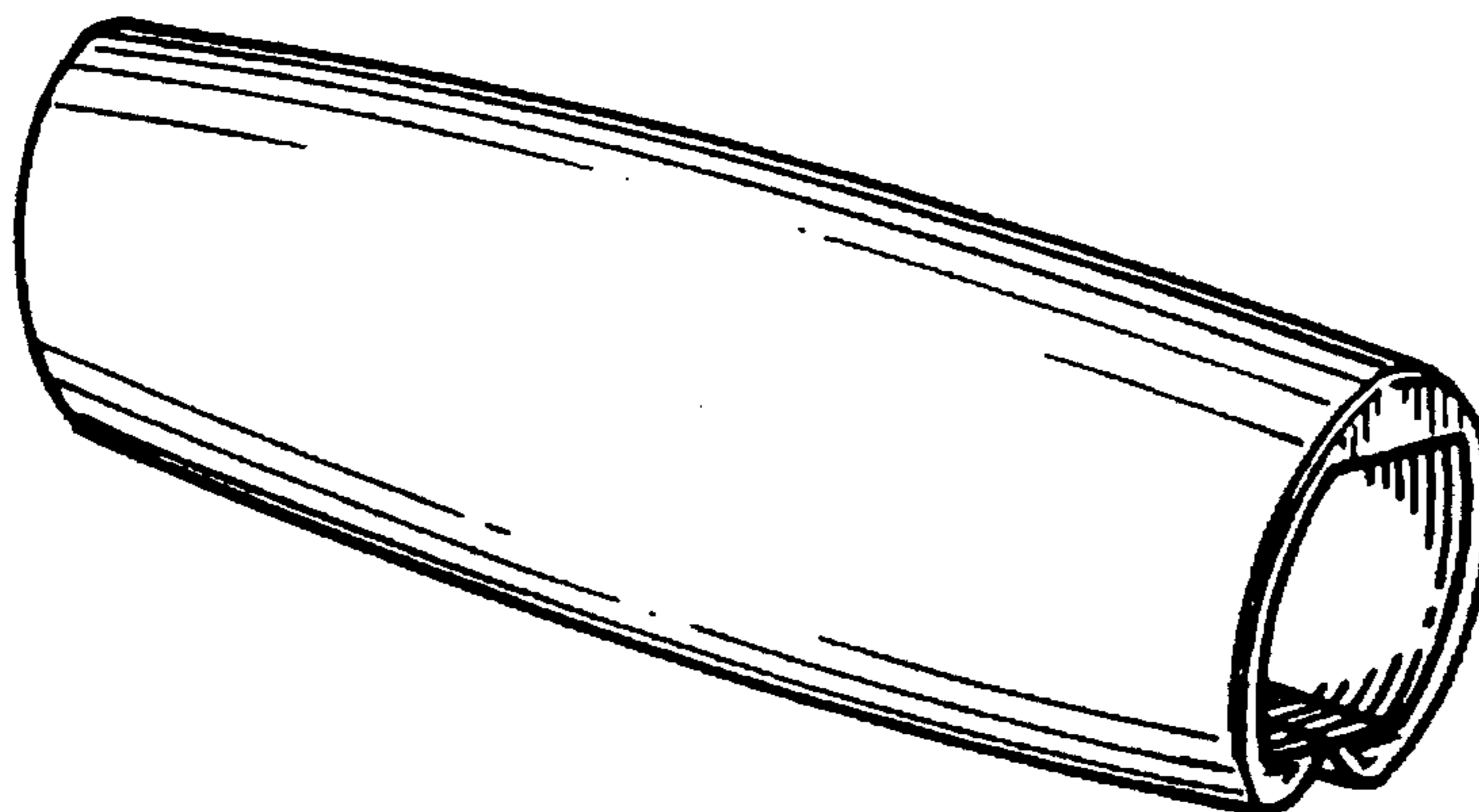
FIG. 1 is a perspective view of the bag handle constituting our new design;
 FIG. 2 is a side elevational view thereof, the other side being identical;
 FIG. 3 is a top plan view thereof;
 FIG. 4 is a bottom view thereof; and,
 FIG. 5 is an end view thereof, the other end being identical.

1 Claim, 1 Drawing Sheet

[56] References Cited

U.S. PATENT DOCUMENTS

D. 295,727 5/1988 Clarke .
 D. 328,187 7/1992 Saurette D9/434
 D. 362,181 9/1995 Meyers et al. D9/434
 736,632 8/1903 Priddat 294/171
 1,226,403 5/1917 Snyder 16/114 B
 2,444,558 7/1948 Elliott .
 2,506,781 5/1950 Elliot 294/171
 2,778,555 1/1957 Poryle .
 2,821,739 2/1958 Mohs 16/114 B



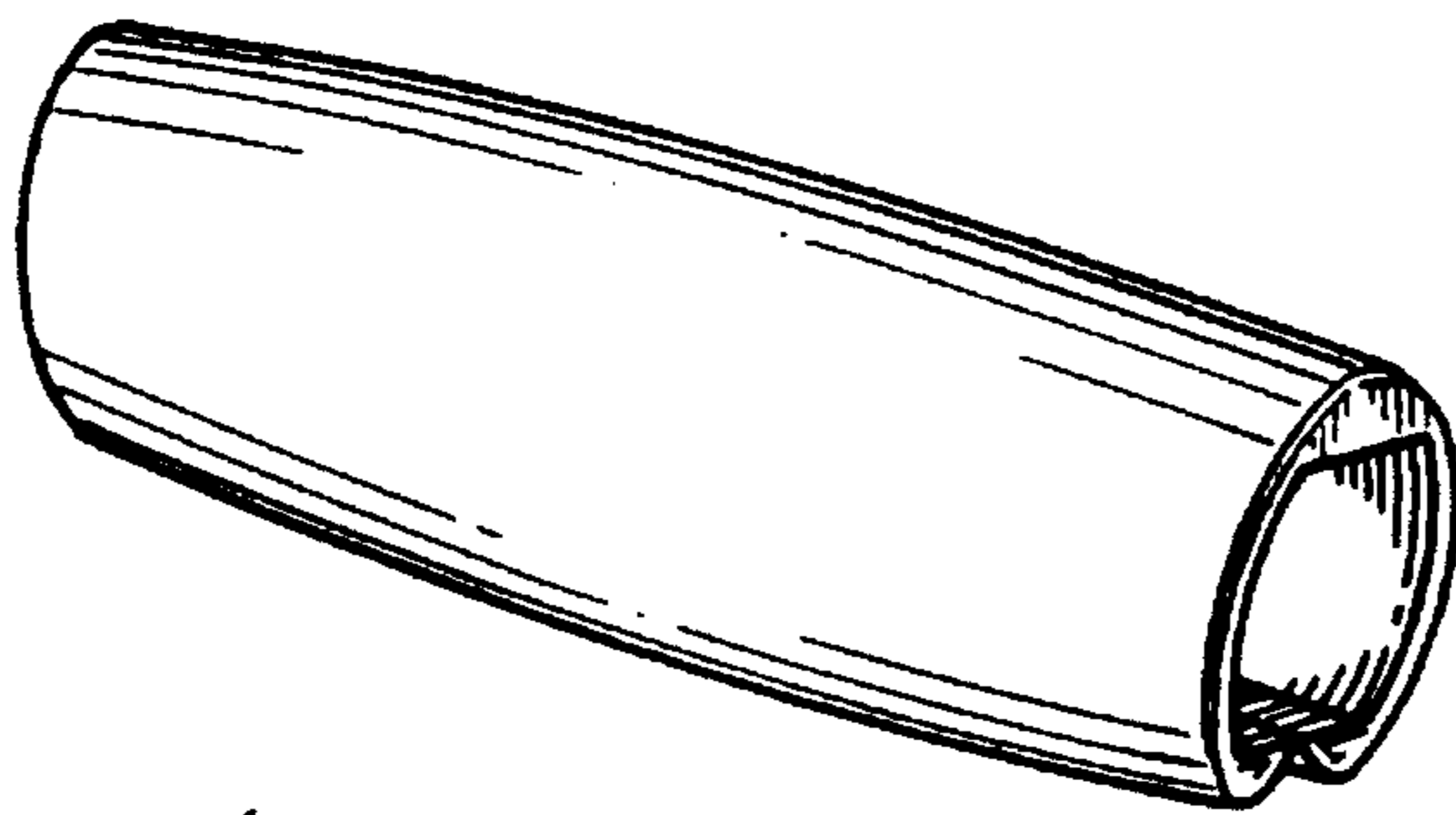


Fig. 1




Fig. 2




Fig. 3




Fig. 4

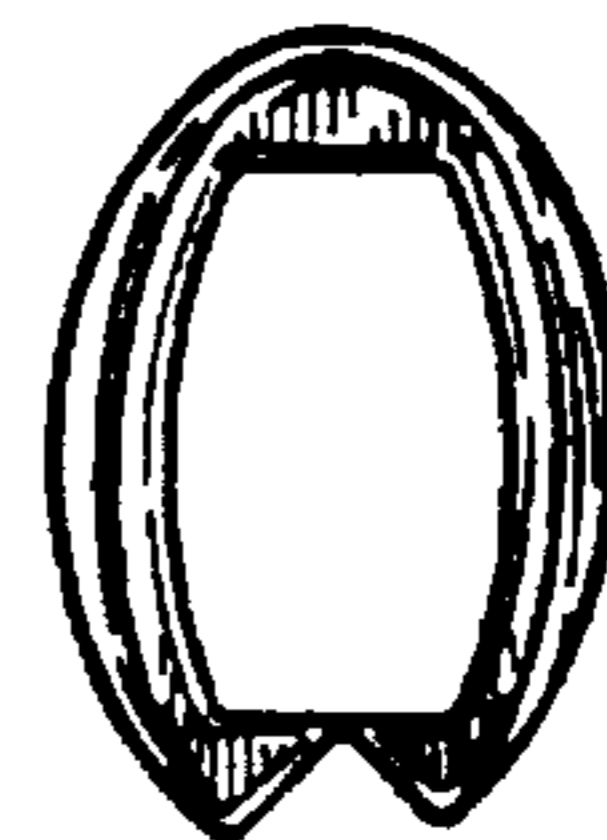


Fig. 5