



US00D372858S

United States Patent [19]
Sunley

[11] **Patent Number: Des. 372,858**

[45] **Date of Patent: **Aug. 20, 1996**

[54] **SAND BAG**

[76] **Inventor: Pete Sunley, 1909 Zelzah Ave., Granda Hills, Calif. 91344**

[**] **Term: 14 Years**

[21] **Appl. No.: 34,279**

[22] **Filed: Jan. 31, 1995**

[52] **U.S. Cl. D8/499; D3/201; D3/274; D9/305**

[58] **Field of Search D8/499; D9/305; D3/201, 230, 243, 245, 265, 290, 299, 300, 327, 328; 383/84-87, 6, 25; 150/110, 154, 161; 16/1 R, DIG. 8**

[56] **References Cited**

U.S. PATENT DOCUMENTS

D. 262,690	1/1982	Berry et al.	D8/499
2,616,467	11/1952	Cicero .	
2,669,272	2/1954	Permann	383/6
2,732,872	1/1956	Hurdle et al.	383/25 X
3,557,853	1/1971	Jones	383/86

3,678,977	7/1972	Baumgartner	150/110
4,079,767	3/1978	Howard	383/25 X
4,108,351	8/1978	Hough	383/86
4,578,814	3/1986	Skamser	383/6 X
5,102,234	4/1992	Levy	383/84 X

Primary Examiner—Ted Shooman

Assistant Examiner—C. Tuttle

Attorney, Agent, or Firm—Harpman & Harpman


[57] **CLAIM**

The ornamental design for a sand bag, as shown and described.

DESCRIPTION

FIG. 1 is a front, top and side perspective view of the sand bag embodying my new design;
FIG. 2 is a front elevational view thereof;
FIG. 3 is a rear elevational view thereof;
FIG. 4 is a side elevational view thereof, the side opposite being a mirror image of the side shown in FIG. 4;
FIG. 5 is a top plan view thereof; and,
FIG. 6 is a bottom plan view thereof.

1 Claim, 2 Drawing Sheets






FIG. 1

FIG. 2

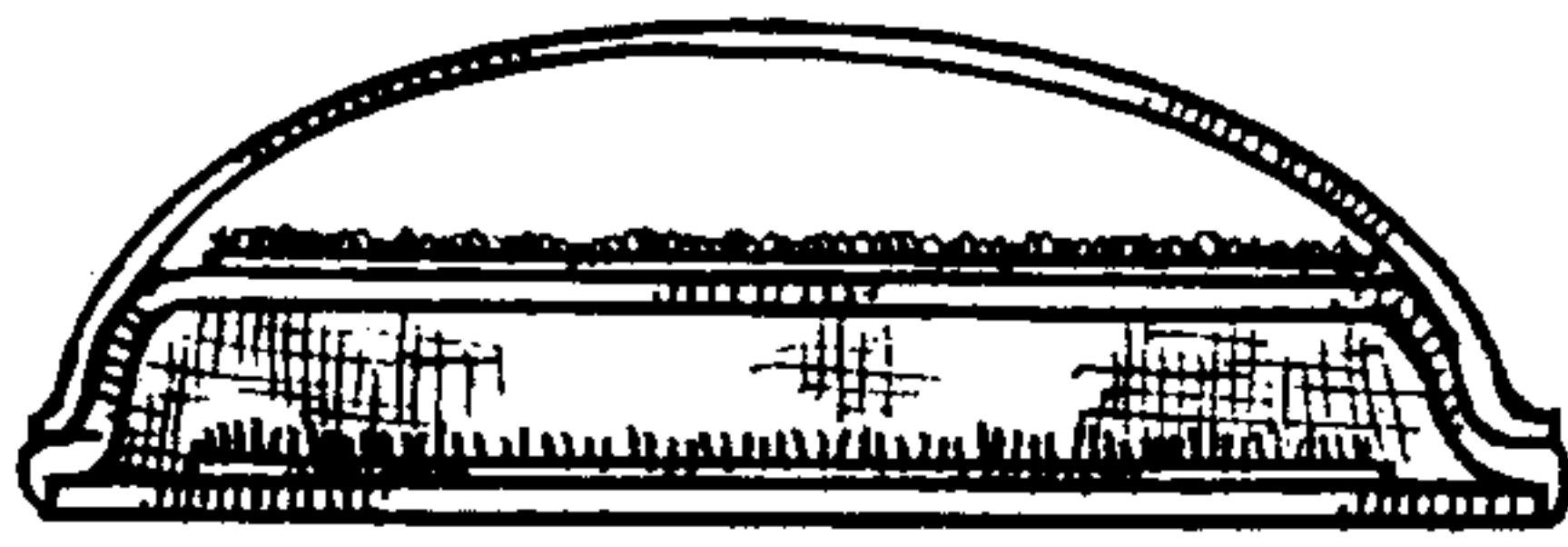


FIG. 3



FIG. 4

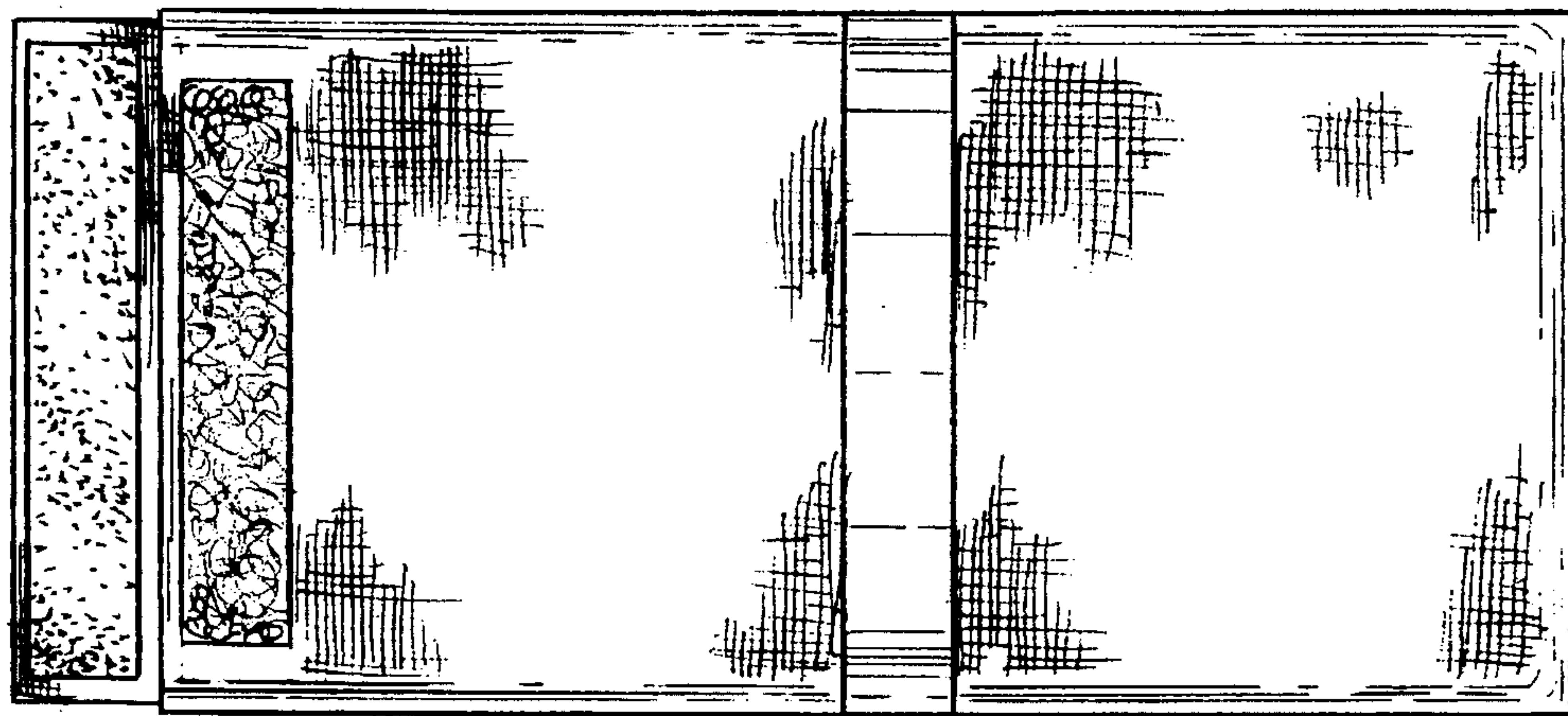



FIG. 5

FIG. 6

