



US00D372850S

# United States Patent [19]

[11] Patent Number: **Des. 372,850**

Dubuque et al.

[45] Date of Patent: **\*\*Aug. 20, 1996**

[54] **ELECTRIC MOTOR DRIVEN ANGLE HEAD NUTRUNNER**

D. 335,808	5/1993	Bruno et al. ....	D8/61
D. 336,228	6/1993	Anderson et al. ....	D8/61
4,346,630	8/1982	Hanson .....	81/57.13
4,403,532	9/1983	Wallace et al. ....	81/57.11
5,014,794	5/1991	Hansson .....	81/469

[75] Inventors: **Kenneth J. Dubuque**, Athens; **John A. McCallops**, Sayre, both of Pa.; **David J. Baker**, Waverly, N.Y.; **Robert H. Bruno**, Avon, Conn.

*Primary Examiner*—B. J. Bullock  
*Assistant Examiner*—Robert M. Spear  
*Attorney, Agent, or Firm*—Walter C. Vliet

[73] Assignee: **Ingersoll-Rand Company**, Woodcliff Lake, N.J.

[57] **CLAIM**

[\*\*] Term: **14 Years**

The ornamental design for an electric motor driven angle head nutrunner, as shown and described.

[21] Appl. No.: **33,304**

**DESCRIPTION**

[22] Filed: **Jan. 9, 1995**

[52] U.S. Cl. .... **D8/61**

[58] Field of Search ..... D8/61, 64, 67, D8/68; 81/57, 57.11, 57.14, 469, 474; 173/170

FIG. 1 is a top view of an electric motor driven angle head nutrunner showing our design;  
FIG. 2 is a left side elevational view thereof;  
FIG. 3 is a front elevational view thereof;  
FIG. 4 is a rear elevational view thereof; and,  
FIG. 5 is a bottom view thereof.

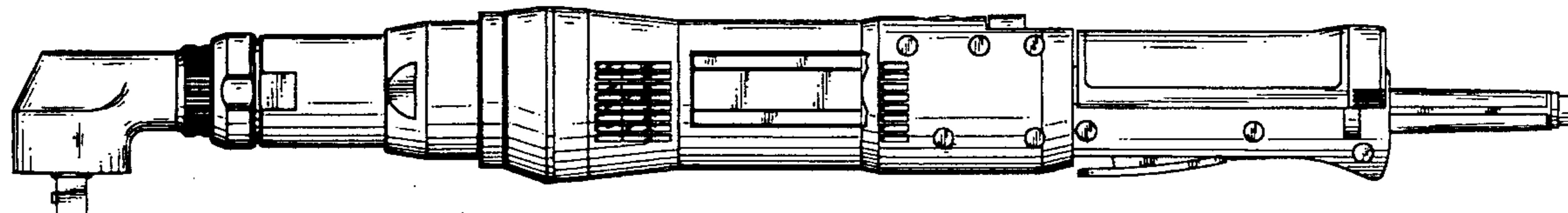
The right side elevation is a mirror image of FIG. 2.

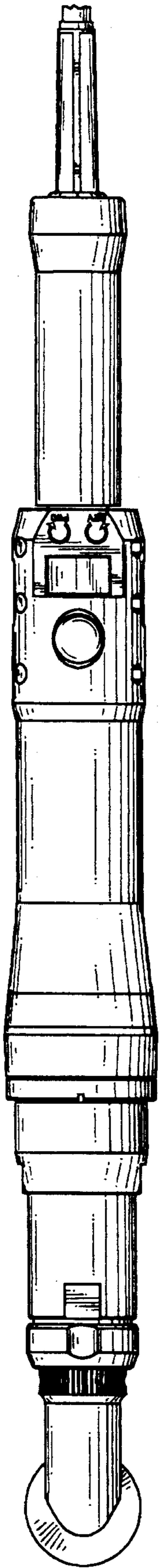
[56] **References Cited**

**U.S. PATENT DOCUMENTS**

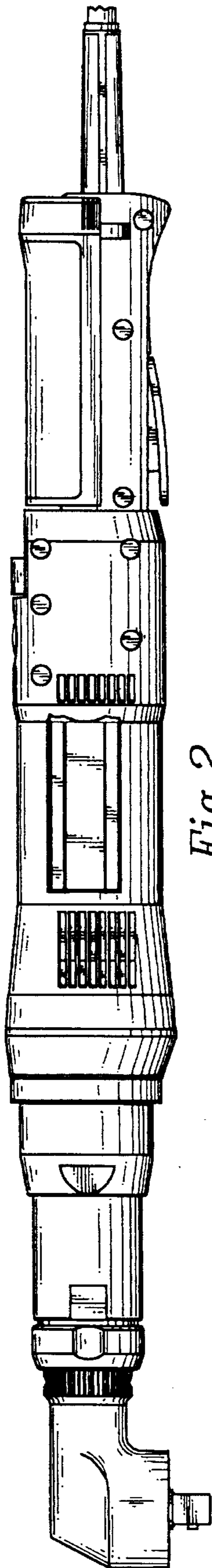
D. 261,097	10/1981	Wallace et al. ....	D8/61
D. 298,908	12/1988	Clemens .....	D8/61

**1 Claim, 1 Drawing Sheet**

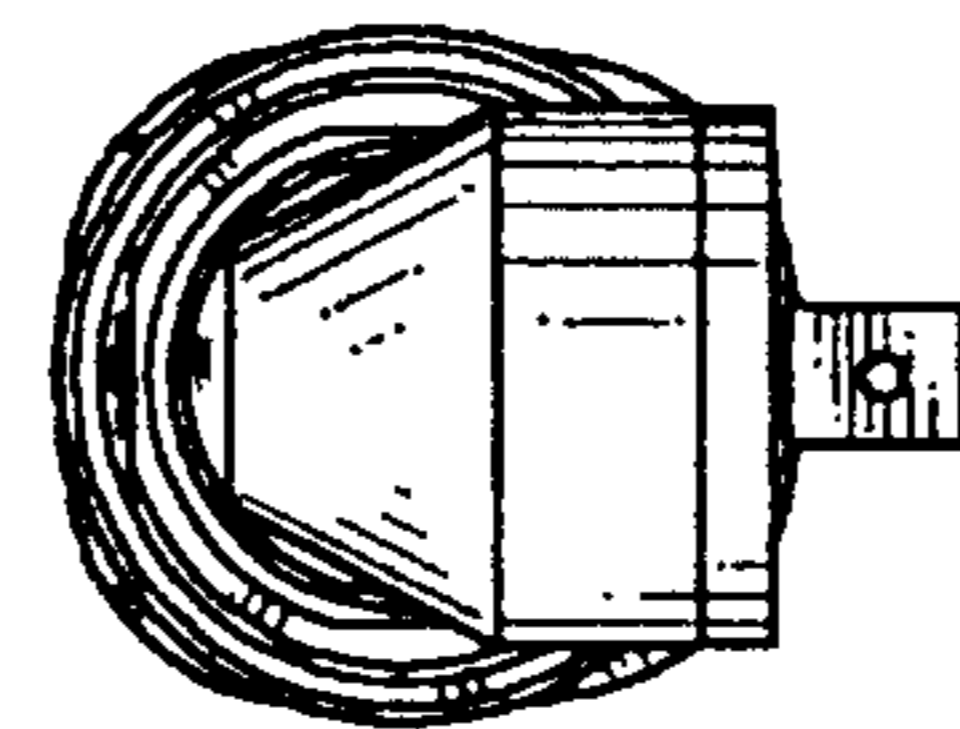




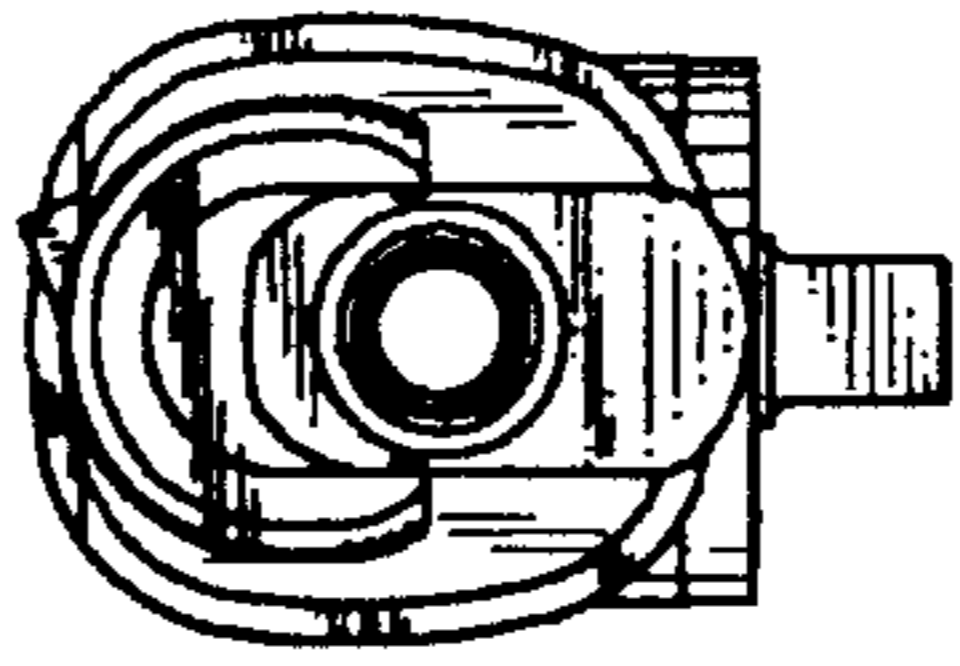
*Fig. 1*




*Fig. 2*



*Fig. 3*



*Fig. 4*



*Fig. 5*