



US00D372754S

**United States Patent** [19]  
**Rapoza**

[11] **Patent Number: Des. 372,754**

[45] **Date of Patent: \*\*Aug. 13, 1996**

[54] **GOLF CLUB COVER**

[76] Inventor: **David Rapoza**, 44 Stavola Rd.,  
Middletown, N.J. 07748

[\*\*] Term: **14 Years**

[21] Appl. No.: **34,846**

[22] Filed: **Feb. 14, 1995**

[52] U.S. Cl. .... **D21/221**

[58] Field of Search ..... D21/221; 150/52,  
150/160

- D. 329,483 9/1992 Herold .
- D. 332,292 1/1993 Bloxsom .
- D. 336,501 6/1993 Crosby .
- D. 348,092 6/1994 Misko, Jr. .
- 1,886,464 11/1932 Bright .
- 2,422,245 6/1947 Lauretti .
- 2,508,525 5/1950 Le Fevre .
- 2,532,195 11/1950 Rosenow et al. .
- 2,779,374 1/1957 Clark .
- 2,788,826 4/1957 Noonan .
- 3,023,795 3/1962 Denkert .
- 3,133,577 5/1964 Bellevue, Sr. .... 150/160
- 3,492,746 2/1970 Hauck .
- 3,938,570 2/1976 Stewart .
- 4,195,677 4/1980 Hagg et al. .
- 4,378,832 4/1983 Thompson .
- 4,605,050 8/1986 Suk ..... 150/160

[56] **References Cited**

**U.S. PATENT DOCUMENTS**

- D. 85,114 9/1931 Rodgers .
- D. 117,281 10/1939 Lamkin .
- D. 131,372 2/1942 Reed et al. .
- D. 131,383 2/1942 Thelander .
- D. 150,052 6/1948 Booxbaum .
- D. 160,807 11/1950 Runyan .
- D. 179,591 1/1957 Clark .
- D. 184,240 1/1959 Noonan .
- D. 184,826 4/1959 Mesinger .
- D. 184,827 4/1959 Mesinger .
- D. 191,210 8/1961 Banda et al. .
- D. 198,093 4/1964 Bates .
- D. 198,693 7/1964 Rosenow .
- D. 202,199 9/1965 Bates .
- D. 202,200 9/1965 Bates .
- D. 221,563 8/1971 Bourgeois .
- D. 236,516 8/1975 Bibeau .
- D. 268,943 5/1983 Miller .
- D. 273,968 5/1984 Masai et al. .
- D. 279,999 8/1985 Menath .
- D. 287,392 12/1986 Brittner et al. .
- D. 295,544 5/1988 Rice .
- D. 297,448 8/1988 Thawley et al. .
- D. 301,047 5/1989 Pace .
- D. 312,289 11/1990 Pace .
- D. 318,705 7/1991 Arato .

*Primary Examiner*—Ted Shooman  
*Assistant Examiner*—Mitchell I. Siegel  
*Attorney, Agent, or Firm*—Kane, Dalsimer, Sullivan et al.

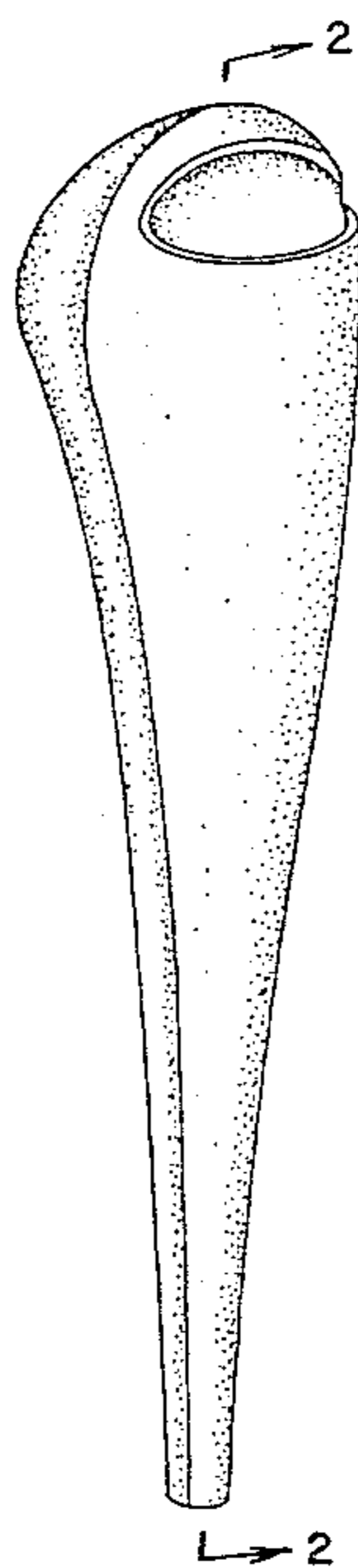
[57] **CLAIM**

The ornamental design for a golf club cover, as shown and described.

**DESCRIPTION**

FIG. 1 is a perspective view of a golf club cover showing my new design;  
FIG. 2 is a cross section view taken on line 2—2 of FIG. 1, the broken line showing of a golf club is for illustrative purposes only and forms no part of claim design;  
FIG. 3 is a front elevational view of FIG. 1, shown in a collapsed position for clarity of illustration;  
FIG. 4 is a side elevational view of FIG. 3, the undisclosed opposite side being identical;  
FIG. 5 is a rear elevational view of FIG. 3;  
FIG. 6 is a top plan view of FIG. 3; and,  
FIG. 7 is a bottom plan view of FIG. 3.

**1 Claim, 2 Drawing Sheets**



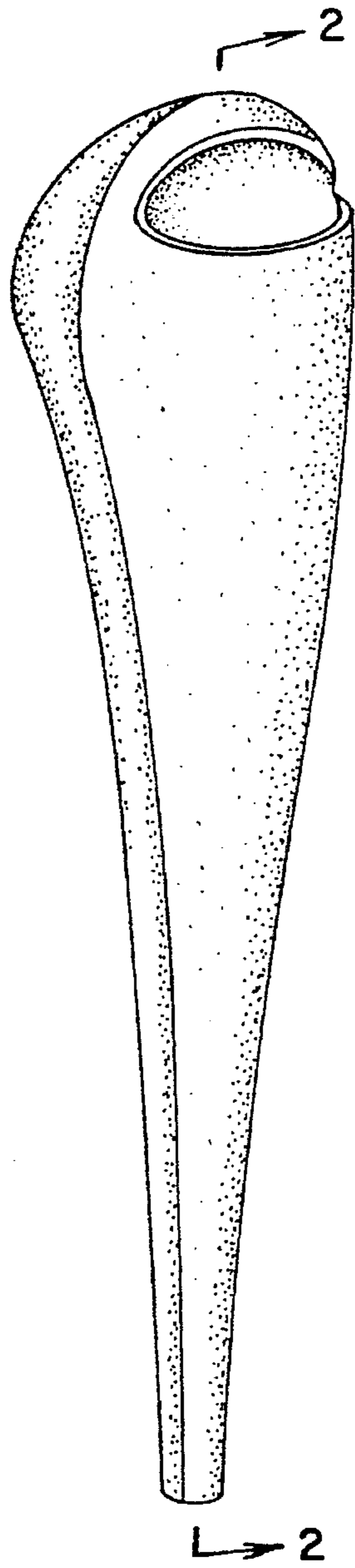


FIG. 1

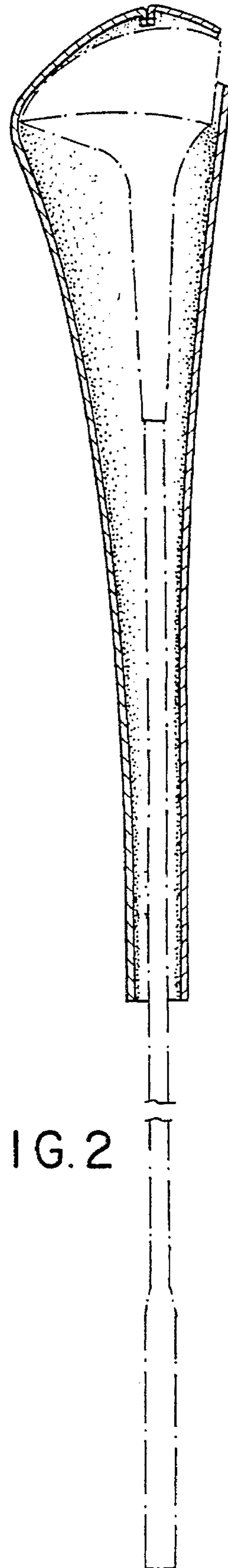


FIG. 2

FIG. 3

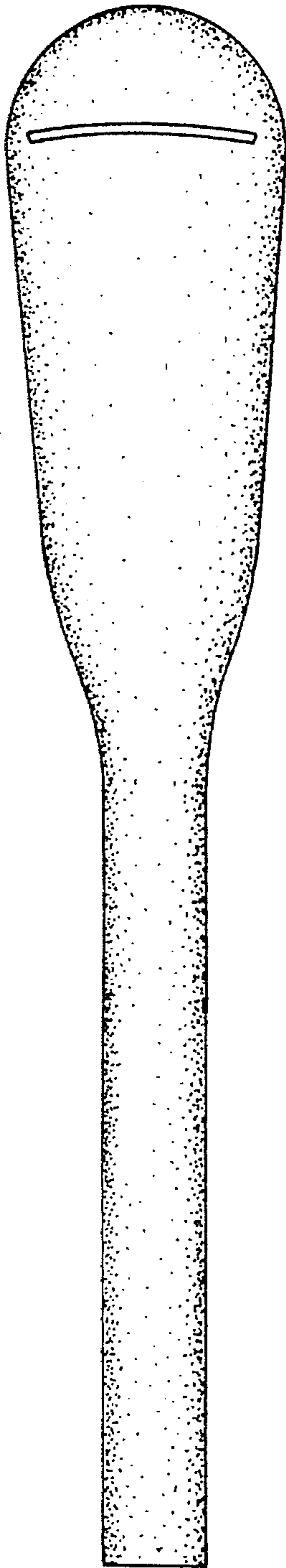


FIG. 4




FIG. 5

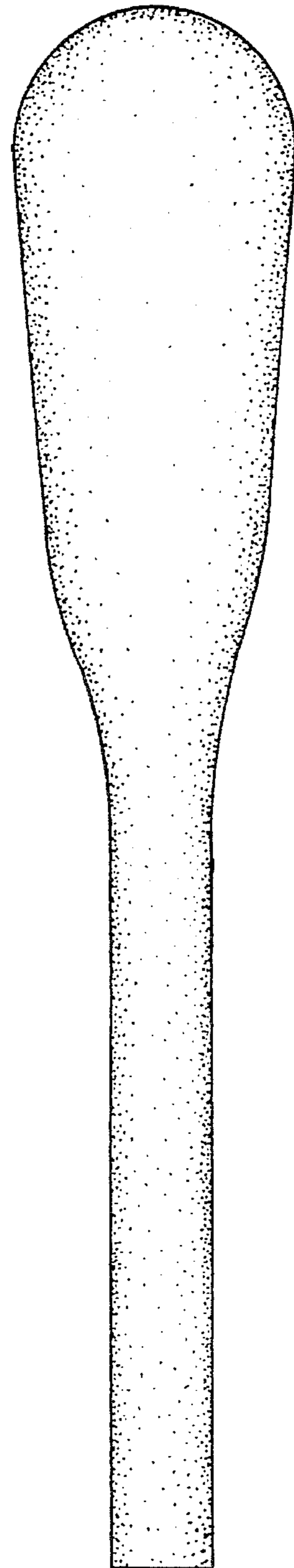


FIG. 6




FIG. 7

