



US00D372735S

United States Patent [19] Tseng

[11] Patent Number: **Des. 372,735**
[45] Date of Patent: ***** Aug. 13, 1996**

[54] **BALLPOINT PEN**

[75] Inventor: **Chen H. Tseng**, San Bernardino, Calif.

[73] Assignee: **Sunmex Import Corporation**, S. El Monte, Calif.

[*] Notice: The portion of the term of this patent subsequent to Dec. 19, 2009, has been disclaimed.

[**] Term: **14 Years**

[21] Appl. No.: **37,501**

[22] Filed: **Apr. 3, 1995**

Related U.S. Application Data

[63] Continuation-in-part of Ser. No. 19,375, Mar. 1, 1994, Pat. No. Des. 358,420, and a continuation-in-part of Ser. No. 19,360, Mar. 1, 1994.

[52] U.S. Cl. **D19/51; D19/56; D19/48**

[58] Field of Search D19/35, 36, 41-51, D19/53-58, 81-85; 401/88, 99, 100, 209, 243-247

[56] References Cited

U.S. PATENT DOCUMENTS

D. 83,671 3/1931 Esterow D19/56

D. 99,346	4/1936	Deli	D19/51
D. 106,459	10/1937	Sumi	D19/56 X
D. 124,725	1/1941	Ornstein	D19/51 X
D. 151,658	11/1948	Sams	D19/48
D. 179,615	1/1957	Spatz	D19/46 X
D. 182,311	3/1958	Steinberg	D19/51
D. 213,739	4/1969	Konwiser	D19/51
D. 215,084	9/1940	Neal	401/88
D. 263,318	3/1982	Oka	D19/51
D. 358,420	5/1995	Tseng	D19/49

Primary Examiner—Martie Thompson
Attorney, Agent, or Firm—Klima & Hopkins, P.C.

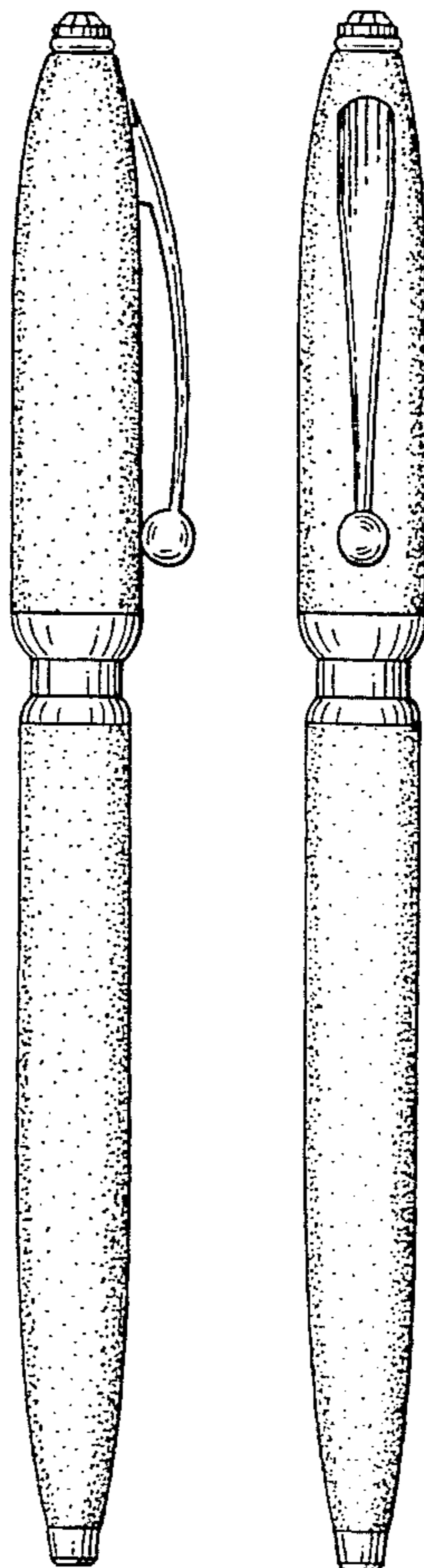
[57] CLAIM

The ornamental design for a ballpoint pen, as shown and described.

DESCRIPTION

FIG. 1 is a side elevational view of the present invention; FIG. 2 is a front elevational view; FIG. 3 is a rear elevational view; FIG. 4 is a top planar view; and, FIG. 5 is a bottom planar view.

1 Claim, 1 Drawing Sheet



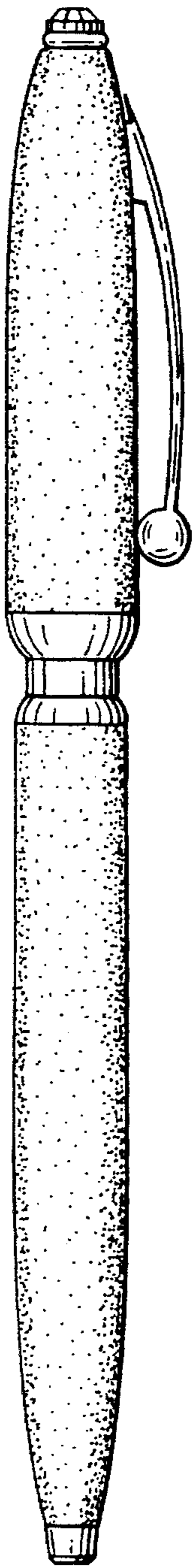


FIG. 1

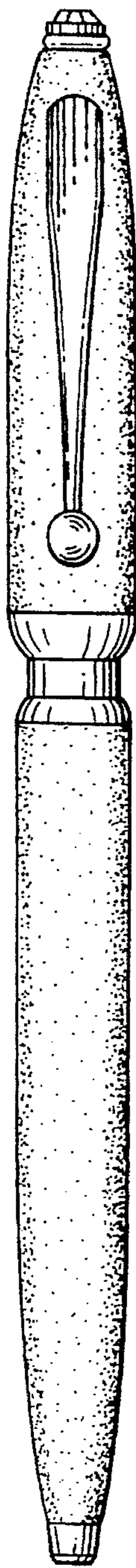


FIG. 2

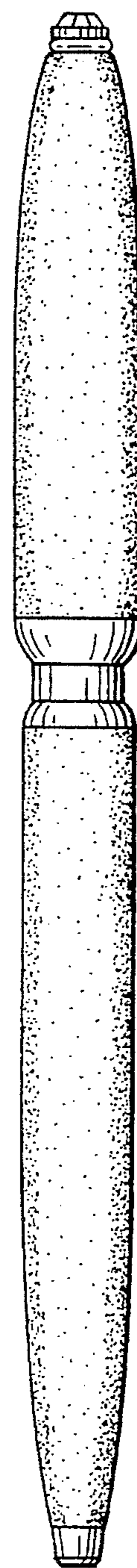


FIG. 3

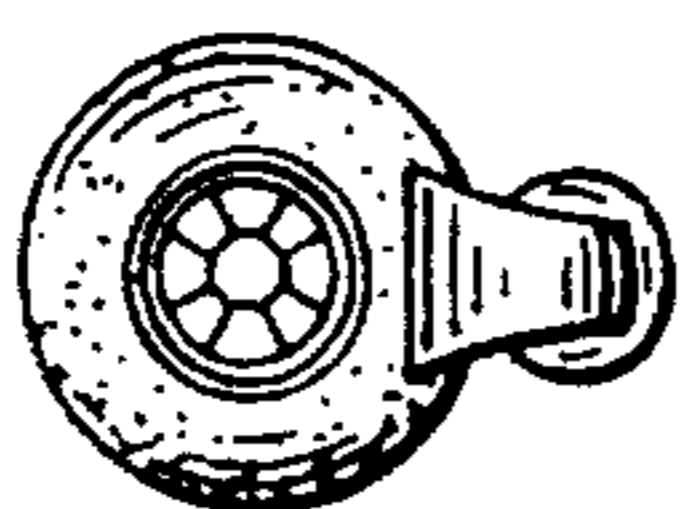


FIG. 4

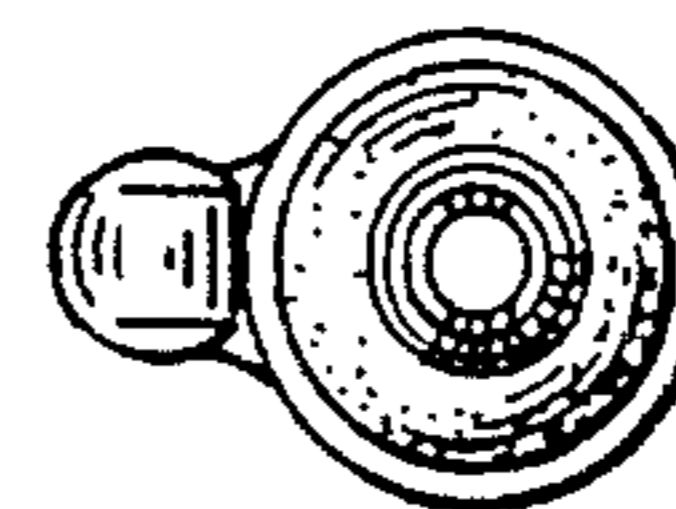


FIG. 5