



US00D372722S

United States Patent [19]

Isozaki

[11] Patent Number: **Des. 372,722**

[45] Date of Patent: ****Aug. 13, 1996**

[54] CAMERA

[75] Inventor: **Makoto Isozaki**, Tokyo, Japan

[73] Assignee: **Fuji Photo Film Co., Ltd.**, Kanagawa, Japan

[**] Term: **14 Years**

[21] Appl. No.: **34,742**

[22] Filed: **Feb. 10, 1995**

[30] Foreign Application Priority Data

Aug. 11, 1994 [JP] Japan 6-24294

[52] U.S. Cl. **D16/208**; D16/209

[58] Field of Search D9/307, 418, 432;
D16/200-205, 208, 209, 212, 217, 218;
354/75, 126, 149.11, 202, 288

[56] References Cited

U.S. PATENT DOCUMENTS

- D. 313,937 1/1971 Arai D9/432
- D. 345,569 3/1994 Yasunaga et al. D16/208
- D. 353,606 12/1994 Horikiri et al. D16/208
- D. 353,607 12/1994 Kamitani D16/208

- D. 359,745 6/1995 Arai D16/208
- 5,361,111 11/1994 Yamashina et al. 354/288

FOREIGN PATENT DOCUMENTS

- 875663 8/1993 Japan .
- 406067350 3/1994 Japan 354/288
- 406250341 9/1994 Japan 354/288
- 2257801 1/1993 United Kingdom 354/288

Primary Examiner—Ted Shooman
Assistant Examiner—Adir Aronovich
Attorney, Agent, or Firm—Young & Thompson

[57] CLAIM

The ornamental design for a camera, as shown.

DESCRIPTION

FIG. 1 is a front, top and side perspective view of a camera showing my new design;
FIG. 2 is a front elevational view thereof;
FIG. 3 is a rear elevational view thereof;
FIG. 4 is a top plan view thereof;
FIG. 5 is a bottom plan view thereof;
FIG. 6 is an end view thereof from the left of FIG. 2; and,
FIG. 7 is an end view thereof from the right of FIG. 2.

1 Claim, 3 Drawing Sheets




FIG. 1




FIG. 2

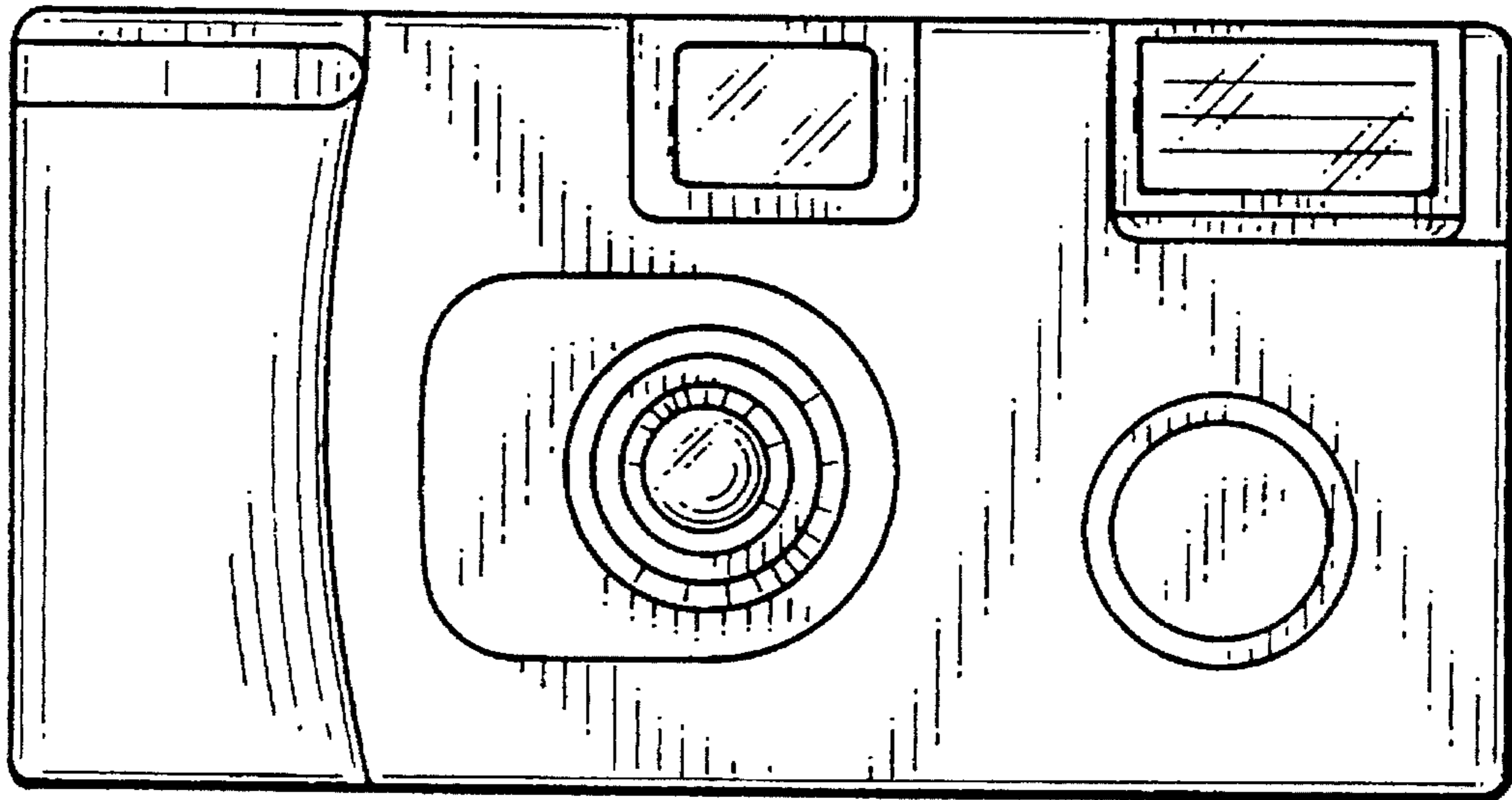


FIG. 3

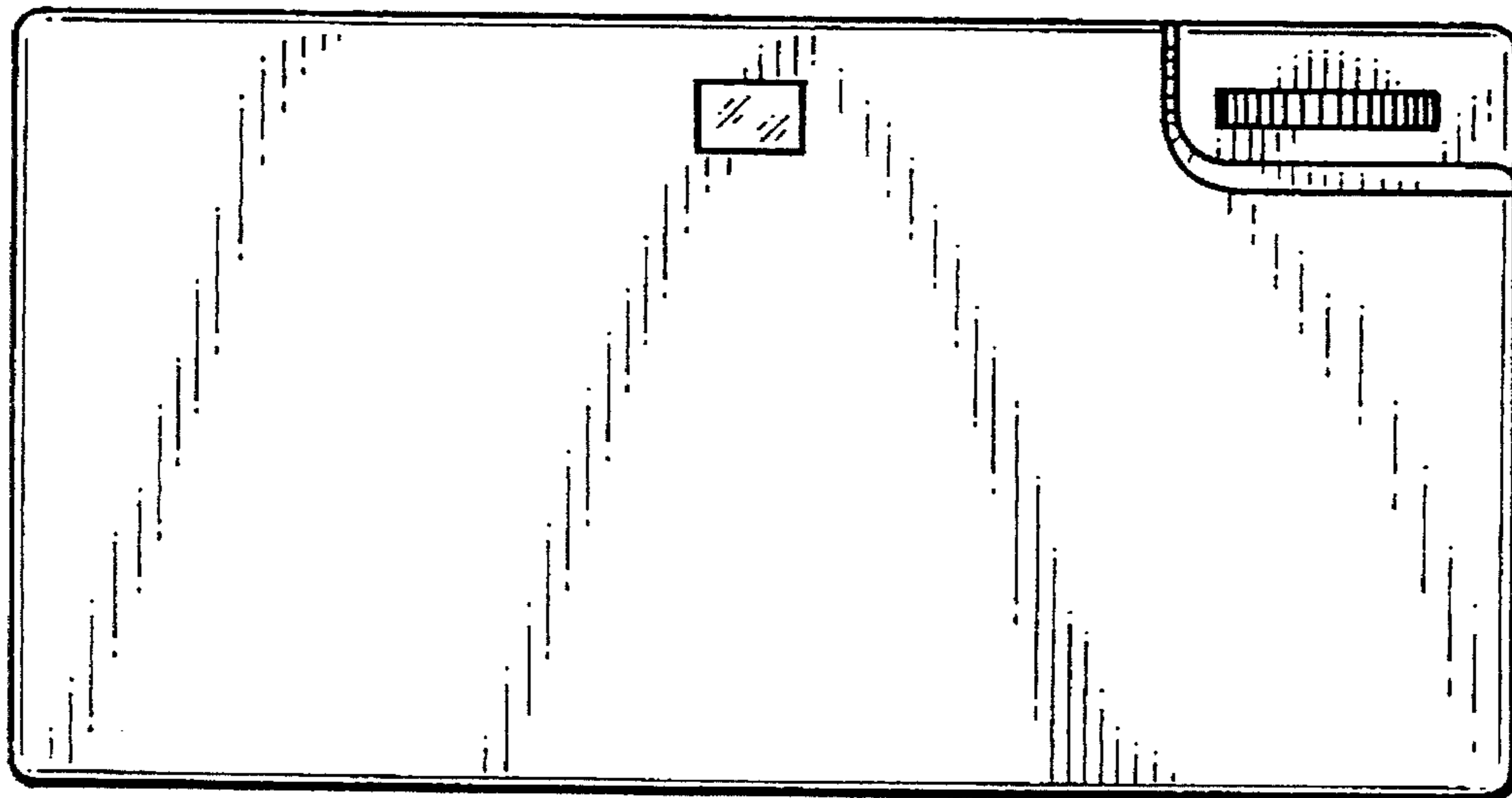


FIG. 4

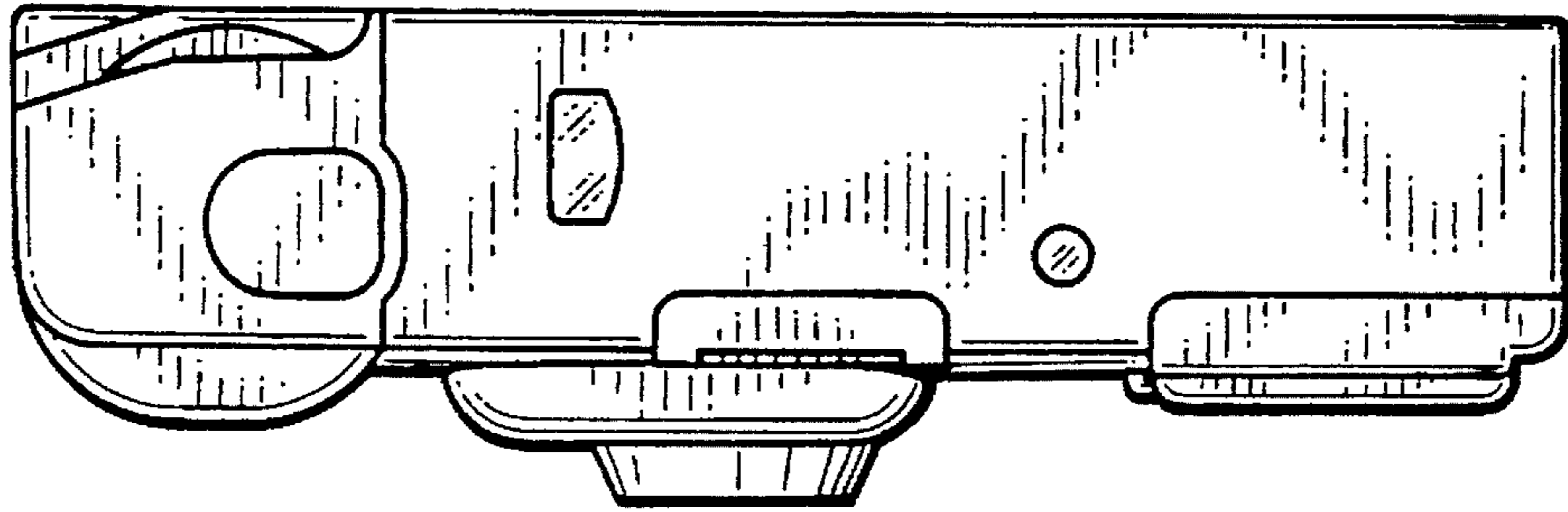


FIG. 5

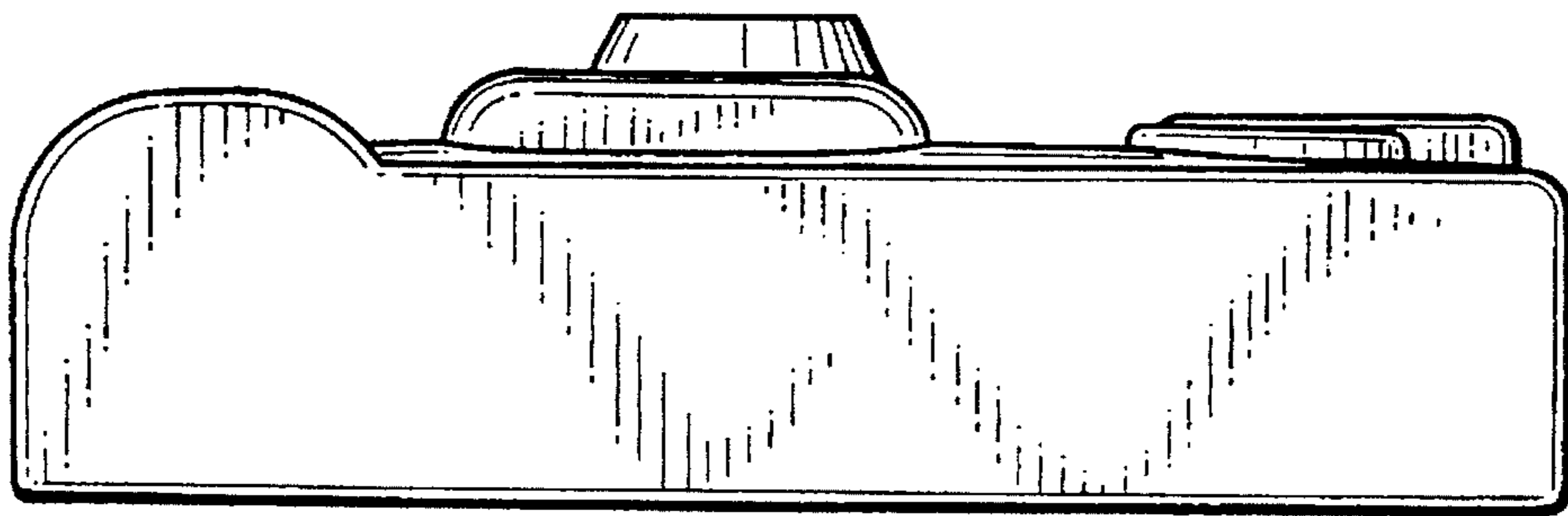


FIG. 6

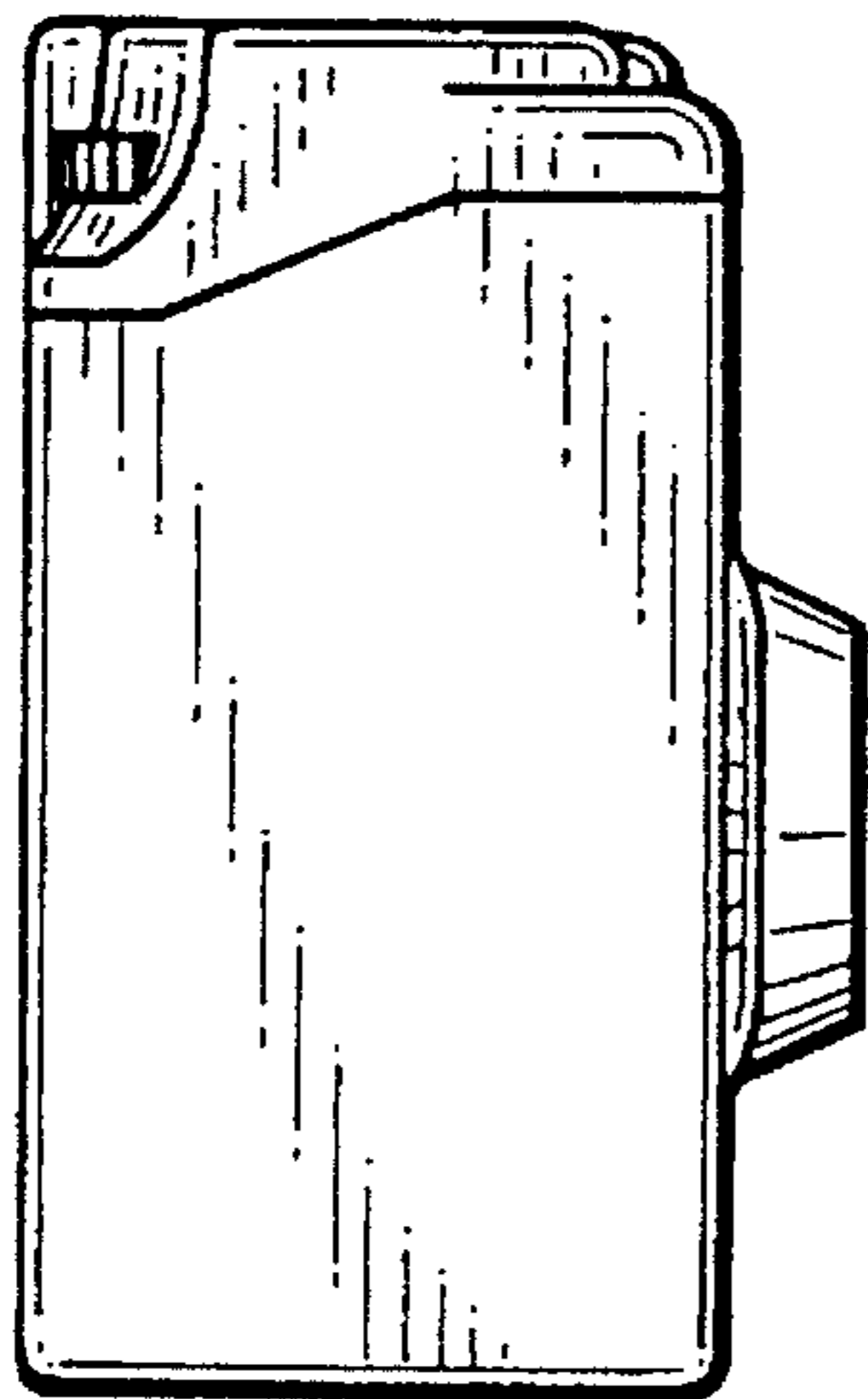


FIG. 7

