



US00D372720S

# United States Patent [19]

Hattori et al.

[11] Patent Number: **Des. 372,720**

[45] Date of Patent: **\*\*Aug. 13, 1996**

[54] SEWING MACHINE

[75] Inventors: **Mitsuharu Hattori**, Nagoya;  
**Shigeharu Katayama**, Kakamigahara,  
both of Japan

[73] Assignee: **Brother Kogyo Kabushiki Kaisha**,  
Nagoya, Japan

[\*\*] Term: **14 Years**

[21] Appl. No.: **36,834**

[22] Filed: **Mar. 28, 1995**

[30] **Foreign Application Priority Data**

Oct. 25, 1994 [JP] Japan ..... 6-32569  
[52] U.S. Cl. .... **D15/69**  
[58] Field of Search ..... D15/66-78; 112/217.1-217.4,  
112/258-261, 475.01-475.26

[56] **References Cited**

**U.S. PATENT DOCUMENTS**

D. 267,881 2/1983 Current ..... D15/68

D. 309,739 8/1990 Hoh et al. .... D15/69  
D. 321,694 11/1991 Uchida ..... D15/69  
5,315,943 5/1994 Sonoda ..... 112/260 X

*Primary Examiner*—Terry A. Wallace  
*Attorney, Agent, or Firm*—Oliff & Berridge

[57] **CLAIM**

The ornamental design for a sewing machine, as shown and described.

**DESCRIPTION**

FIG. 1 is a top plan view of a sewing machine;  
FIG. 2 is a front view of the sewing machine;  
FIG. 3 is a bottom plan view of the sewing machine;  
FIG. 4 is a left side view of the sewing machine;  
FIG. 5 is a right side view of the sewing machine;  
FIG. 6 is a rear view of the sewing machine; and,  
FIG. 7 is a perspective view of the sewing machine.

**1 Claim, 4 Drawing Sheets**






FIG. 1




FIG. 2






FIG. 3




FIG. 4

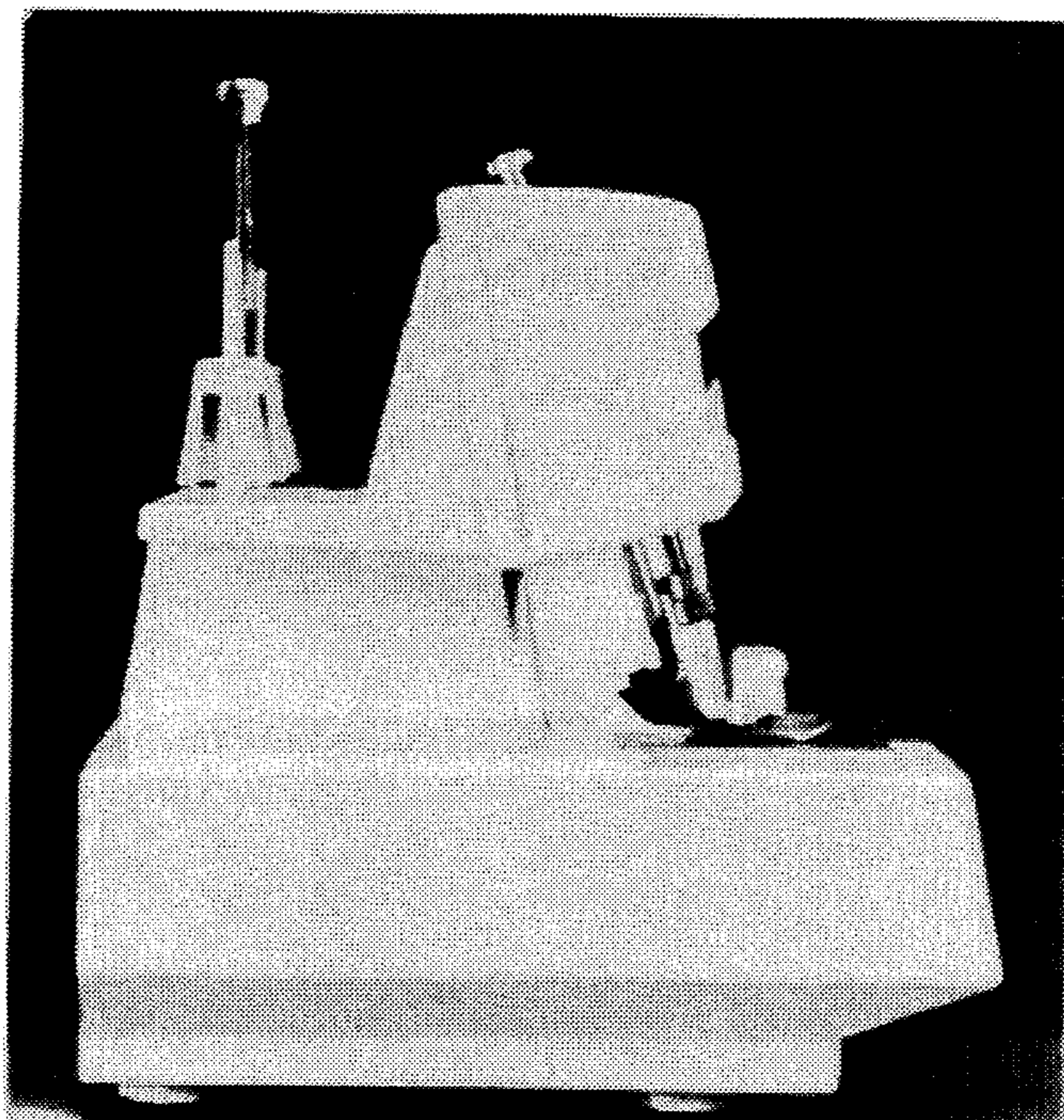




FIG. 5




FIG. 6

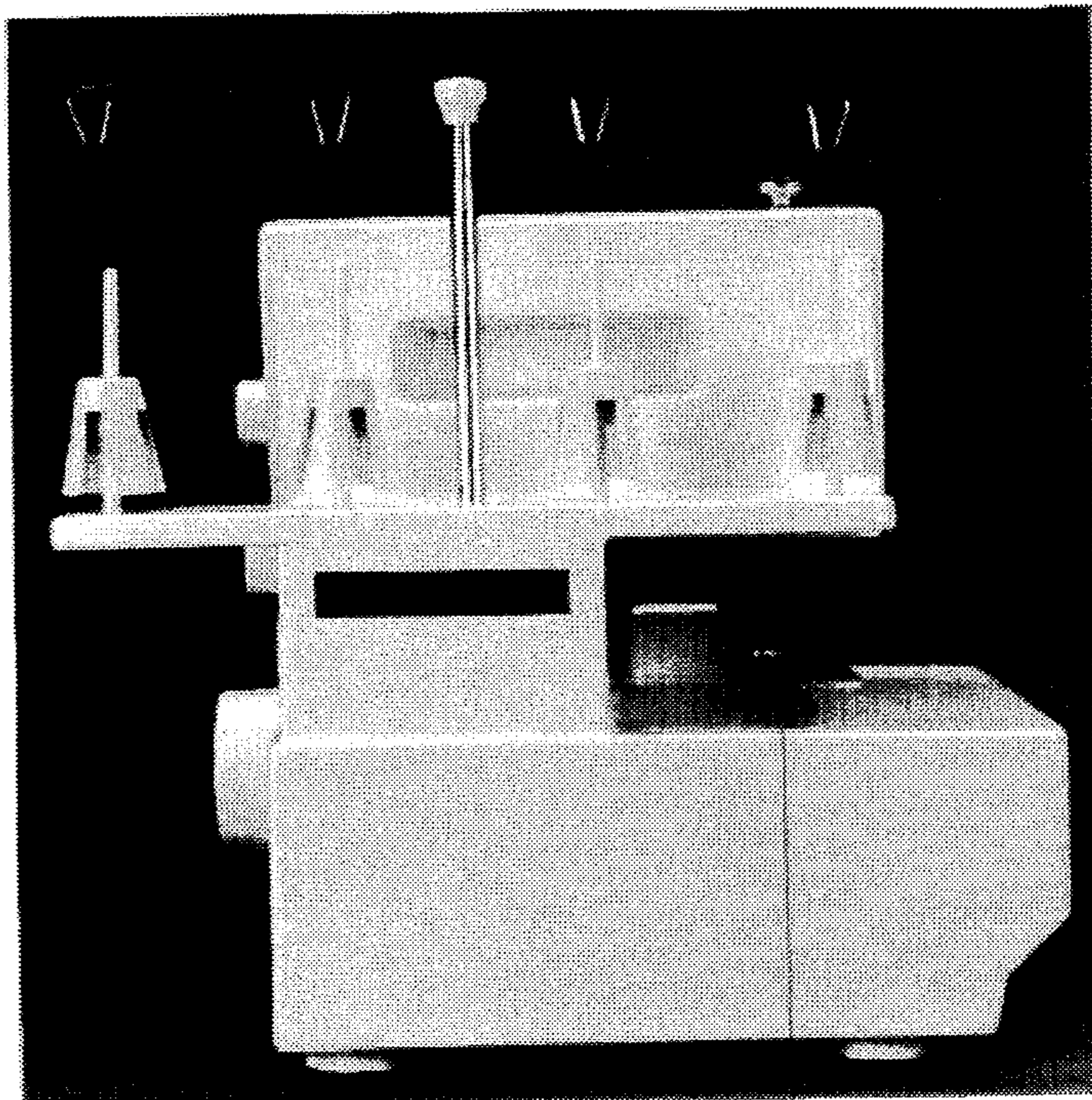




FIG. 7

