



US00D372707S

United States Patent [19]

Grewe et al.

[11] Patent Number: **Des. 372,707**

[45] Date of Patent: ****Aug. 13, 1996**

[54] **PACKAGING FOR MEMORY DEVICE**

[75] Inventors: **Anthony J. Grewe**, Holmdel, N.J.;
Charles R. Lewis, Jr., Palo Alto;
Michael J. Nuttall, Portola Valley, both
of Calif.; **Howard M. Singer**,
Marlboro, N.J.

[73] Assignee: **AT&T Corp.**, Murray Hill, N.J.

[**] Term: **14 Years**

[21] Appl. No.: **34,598**

[22] Filed: **Dec. 30, 1994**

[52] U.S. Cl. **D14/114; D14/107**

[58] **Field of Search** D14/100, 114,
D14/105, 107, 117; D21/48; 283/75.6, 77,
107, 901, 48.1, 93.4; 40/124.1; 361/68,
679, 737; D18/12; D13/182

[56] **References Cited**

U.S. PATENT DOCUMENTS

D. 287,253 12/1986 Satake D18/12
D. 288,922 3/1987 Olla D13/182

D. 291,698 9/1987 Hirooka et al. D18/12 X
D. 298,327 11/1988 Kumura D14/114
D. 302,427 7/1989 Pushelberg D14/114
D. 349,281 8/1994 Luong D14/114
D. 351,378 10/1994 Nakazawa et al. D14/107
D. 354,745 1/1995 Lynn D14/107

Primary Examiner—Freda Nunn

Attorney, Agent, or Firm—Robert P. Marley; Donald P. Dinella

[57] **CLAIM**

The ornamental design for a packaging for memory device, as shown and described.

DESCRIPTION

FIG. 1 is a left front perspective view of the packaging for memory device showing our new design;
FIG. 2 is a top plan view thereof;
FIG. 3 is a front elevational view thereof;
FIG. 4 is a rear elevational view thereof;
FIG. 5 is a bottom plan view thereof;
FIG. 6 is a right side elevational view thereof; and,
FIG. 7 is a left side elevational view thereof.

1 Claim, 1 Drawing Sheet

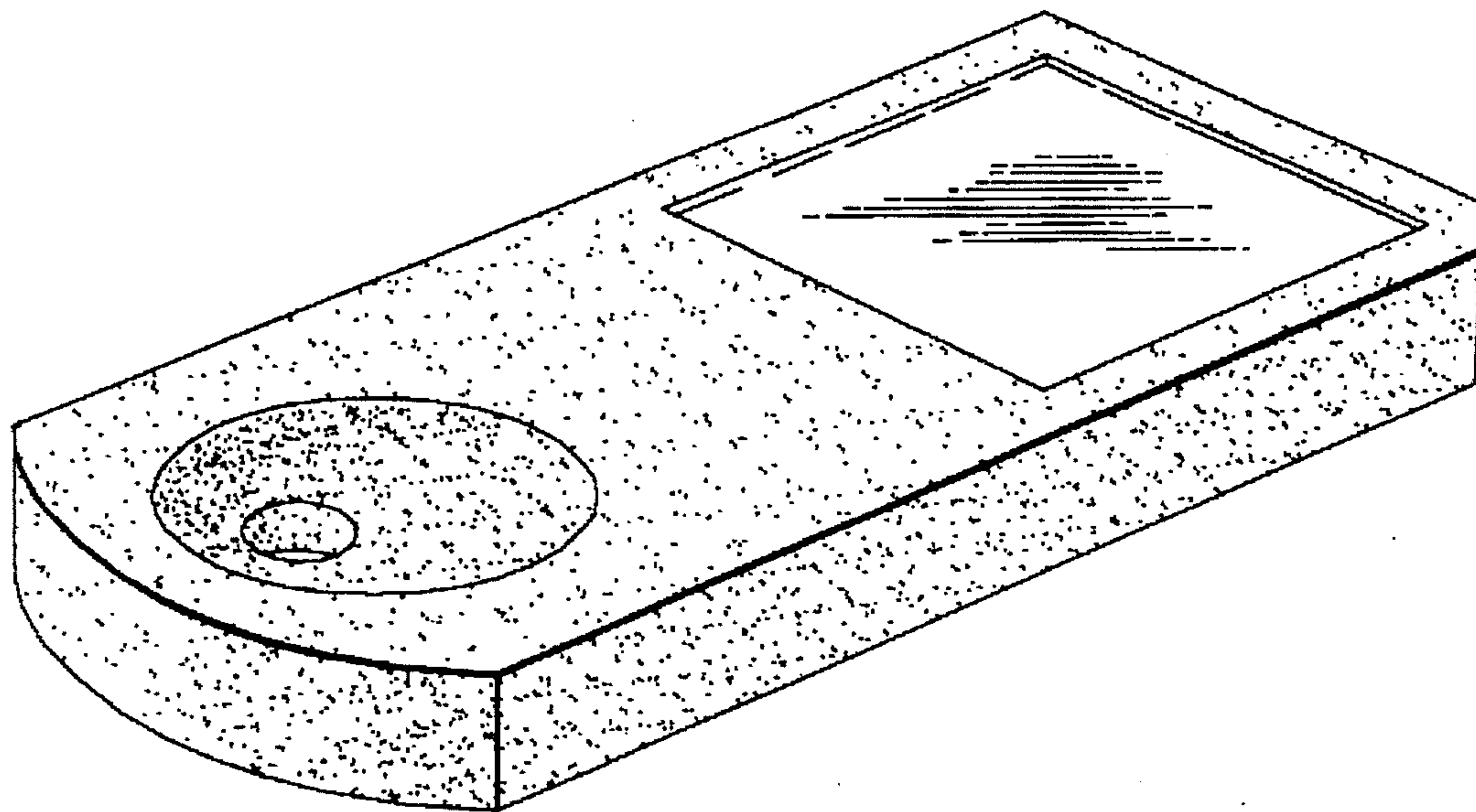


FIG. 1

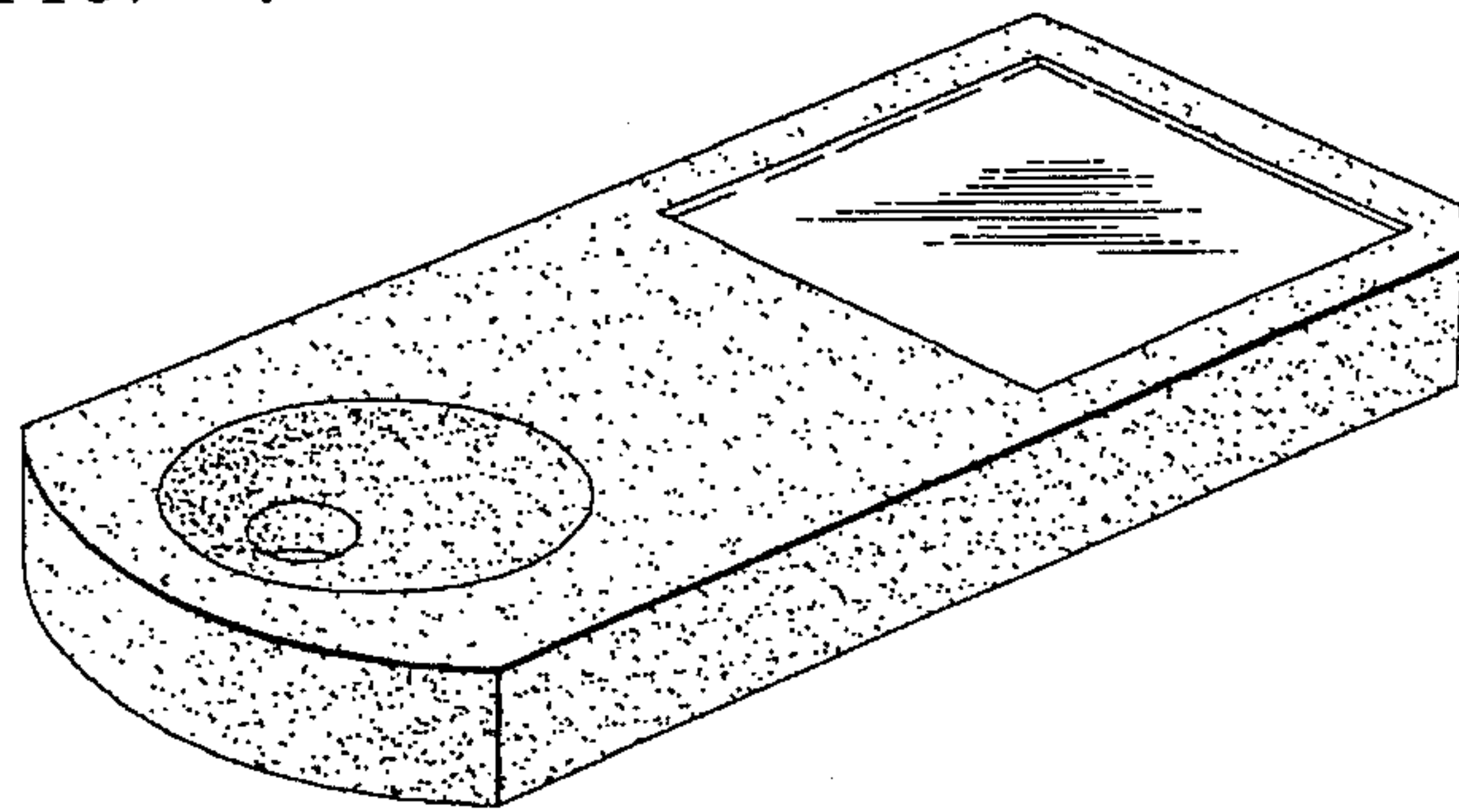


FIG. 2

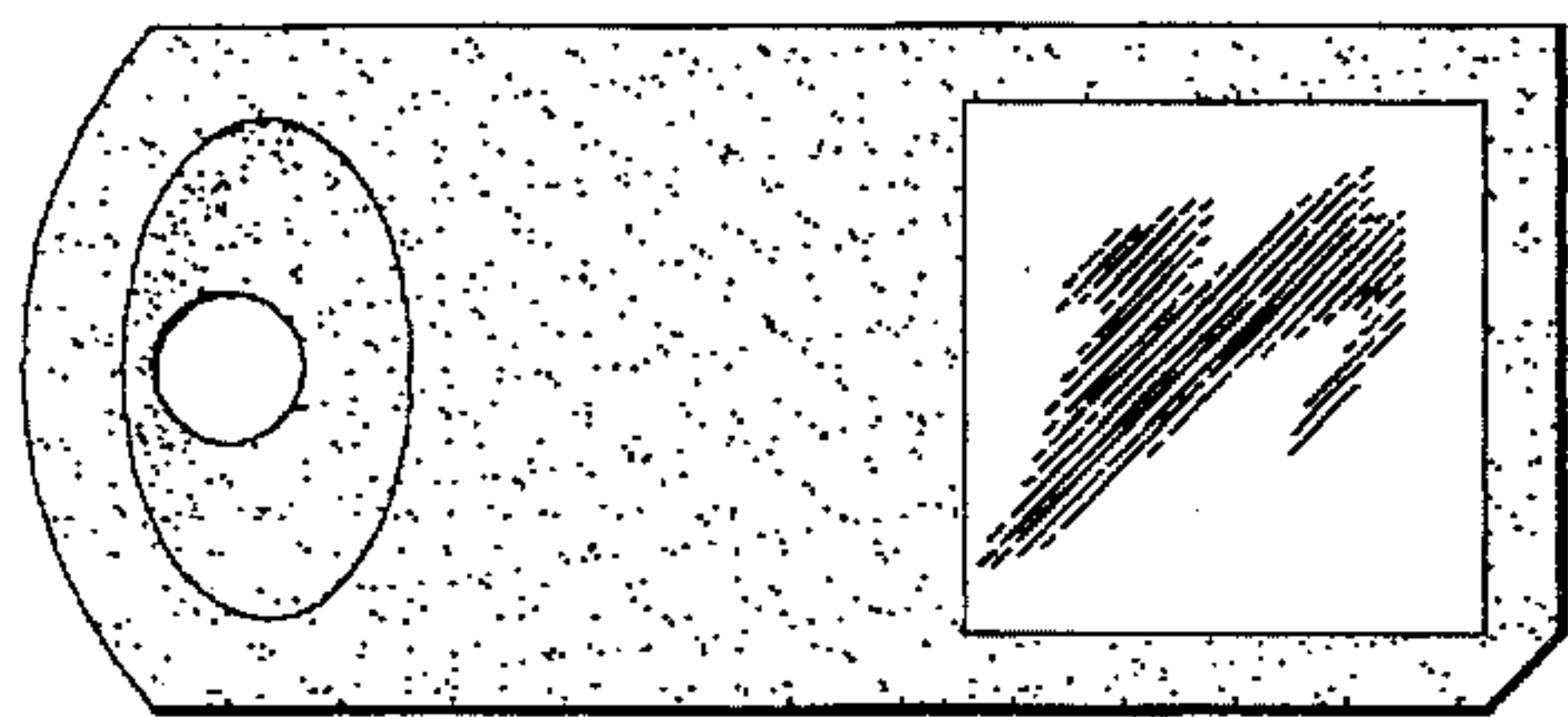


FIG. 3

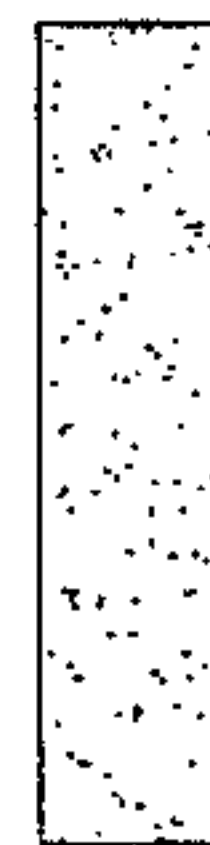


FIG. 4



FIG. 5




FIG. 6



FIG. 7

