



US00D372665S

**United States Patent** [19]  
**Kim**

[11] **Patent Number: Des. 372,665**

[45] **Date of Patent: \*\*Aug. 13, 1996**

[54] **CABLE TIE**

**FOREIGN PATENT DOCUMENTS**

[76] Inventor: **Sooki Kim**, 222 Yangdung-Ri,  
Sangbuk-Myon, Ulsan-Kun,  
Kyung-Nam, Rep. of Korea

2220979 1/1990 United Kingdom ..... 24/DIG. 16

*Primary Examiner*—Dominic Simone  
*Attorney, Agent, or Firm*—Notaro & Michalos

[\*\*] Term: **14 Years**

[57] **CLAIM**

[21] Appl. No.: **32,867**

The ornamental design for a cable tie, as shown and described.

[22] Filed: **Dec. 30, 1994**

[52] **U.S. Cl.** ..... **D8/396**

**DESCRIPTION**

[58] **Field of Search** ..... D8/382, 391, 396;  
24/DIG. 16, 16 PB, 30.5 P, 301, 339; 248/74.3;  
292/321

FIG. 1 is a front, bottom, left, perspective view of a cable tie showing my new design;

FIG. 2 is a front elevational view thereof;

FIG. 3 is a rear elevational view thereof;

FIG. 4 is a left side elevational view thereof; the right side being a mirror image;

FIG. 5 is a sectional view thereof;

FIG. 6 is a top plan view thereof; and,

FIG. 7 is a bottom plan view thereof.

[56] **References Cited**

**U.S. PATENT DOCUMENTS**

D. 230,951	3/1974	Marchese	.....	D8/396
D. 305,099	12/1989	Naruse et al.	.....	D8/396
4,236,280	12/1980	Kreiseder	.....	24/301 X
4,287,644	9/1981	Durand	.....	24/339 Y
4,968,075	11/1990	Lesquir et al.	.....	292/321

**1 Claim, 4 Drawing Sheets**

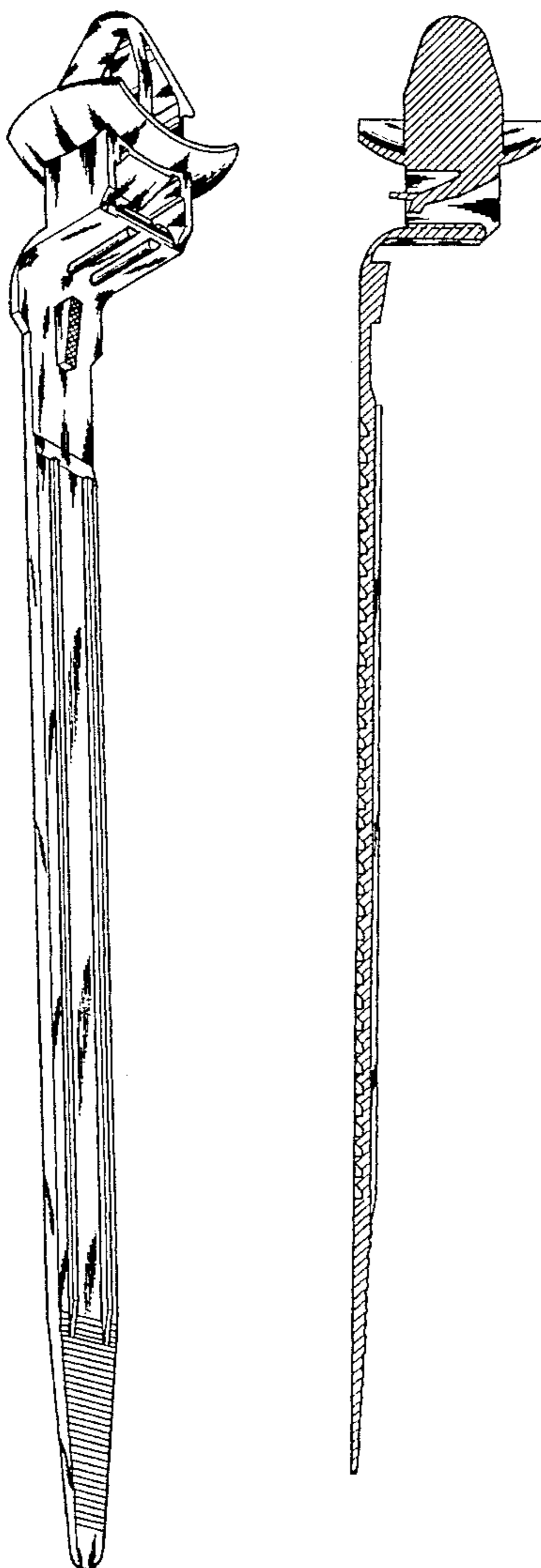


FIG. 1

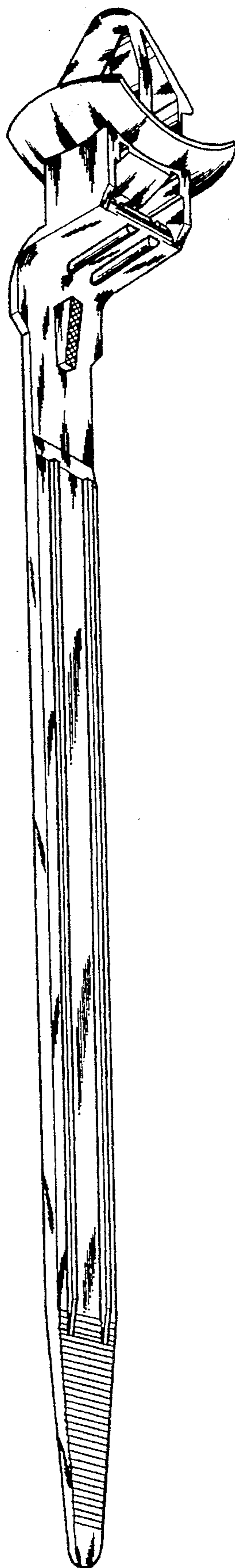


FIG. 2

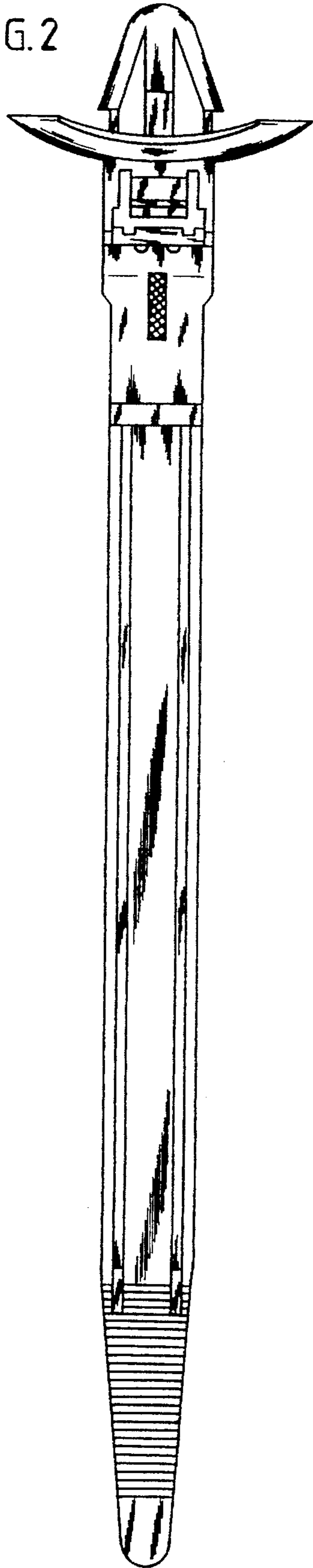


FIG. 3

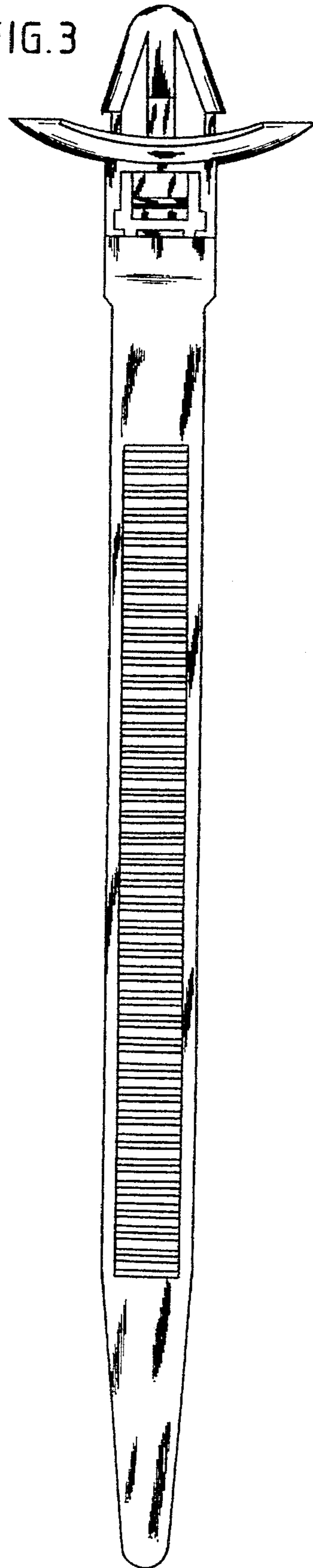


FIG. 4




FIG. 5

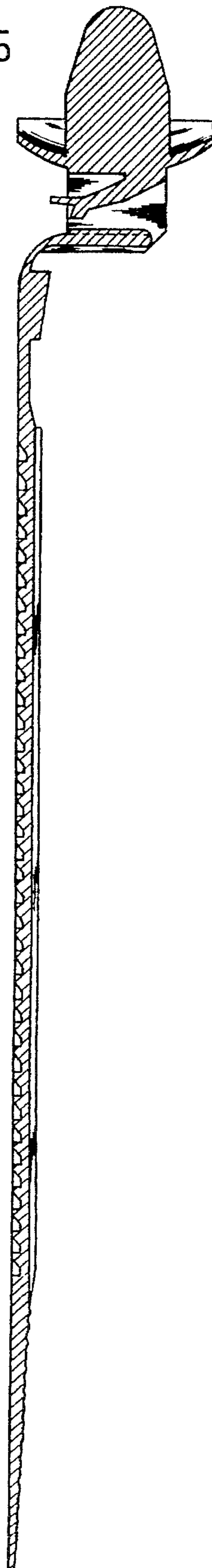


FIG. 6

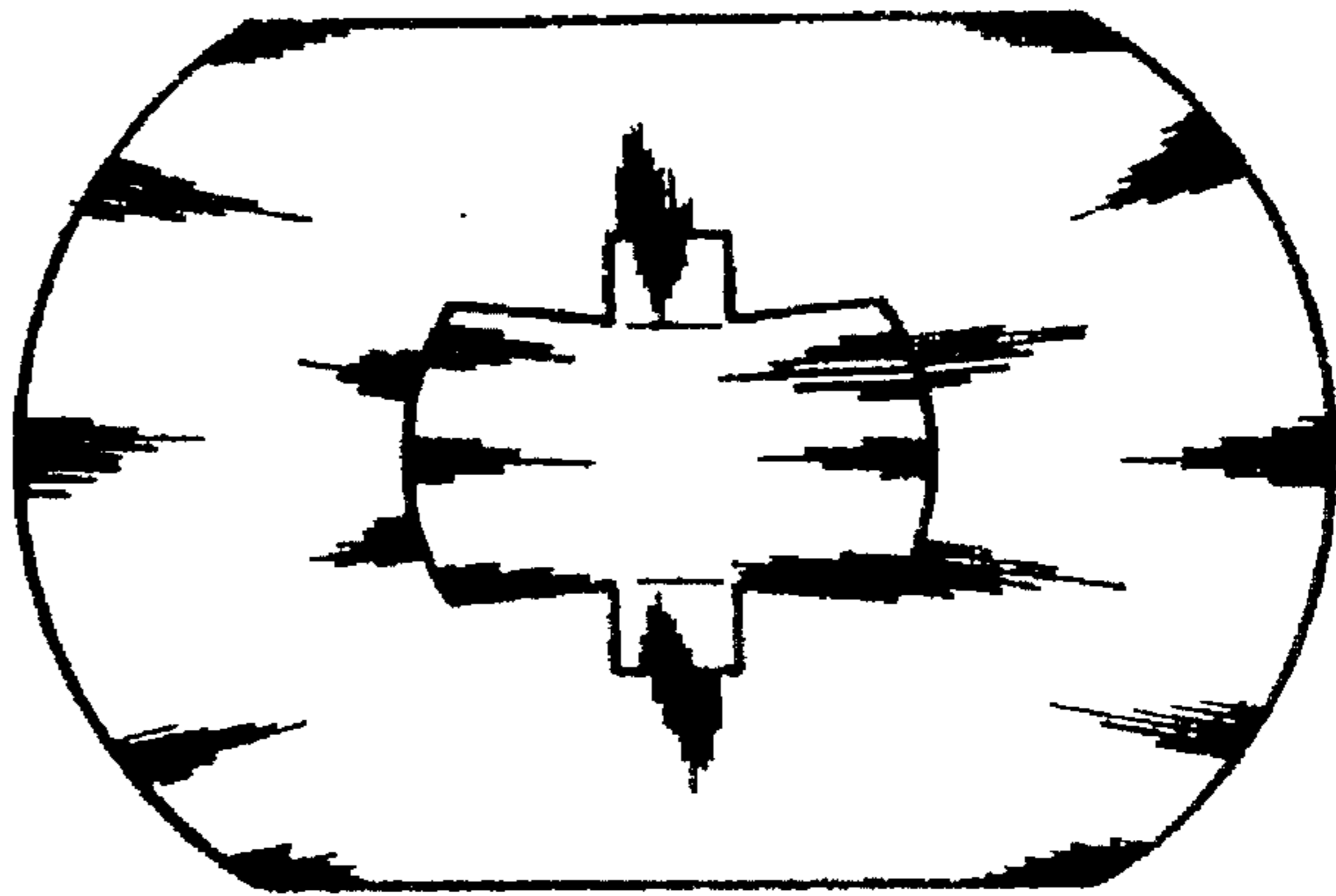


FIG. 7

