



US00D372640S

# United States Patent [19]

[11] Patent Number: **Des. 372,640**

Sinner

[45] Date of Patent: **\*\*Aug. 13, 1996**

[54] **TRAY**

[75] Inventor: **George A. Sinner**, Fargo, N. Dak.

[73] Assignee: **Design, Development & Marketing, Inc.**, Fargo, N. Dak.

[\*\*] Term: **14 Years**

[21] Appl. No.: **32,297**

[22] Filed: **Dec. 15, 1994**

[52] U.S. Cl. .... **D7/551**; D7/544; D7/550; D7/564; D9/312; D11/151; D11/164

[58] Field of Search ..... D7/538, 542, 543, D7/544, 545, 546, 548, 549, 550, 551, 552, 553, 554, 555, 556, 557, 701, 564, 354; 220/571, 575, 23.8, 914; 206/561, 564, 557; 229/120.38; D9/312; D11/164, 149, 151

2,042,210 5/1936 Clay ..... D7/550 X  
 3,187,687 6/1965 Malmer ..... D7/546 X  
 4,778,056 10/1988 Faulstick et al. .... 26/564

### OTHER PUBLICATIONS

Tray (Food) Institutions Mar. 1979, p. 82.  
 Tray Trio, Esquire Jun. 1955, p. 162.

*Primary Examiner*—M. N. Pandozzi  
*Attorney, Agent, or Firm*—David A. Lingbeck

### [57] CLAIM

The ornamental design for a tray, as shown and described.

### DESCRIPTION

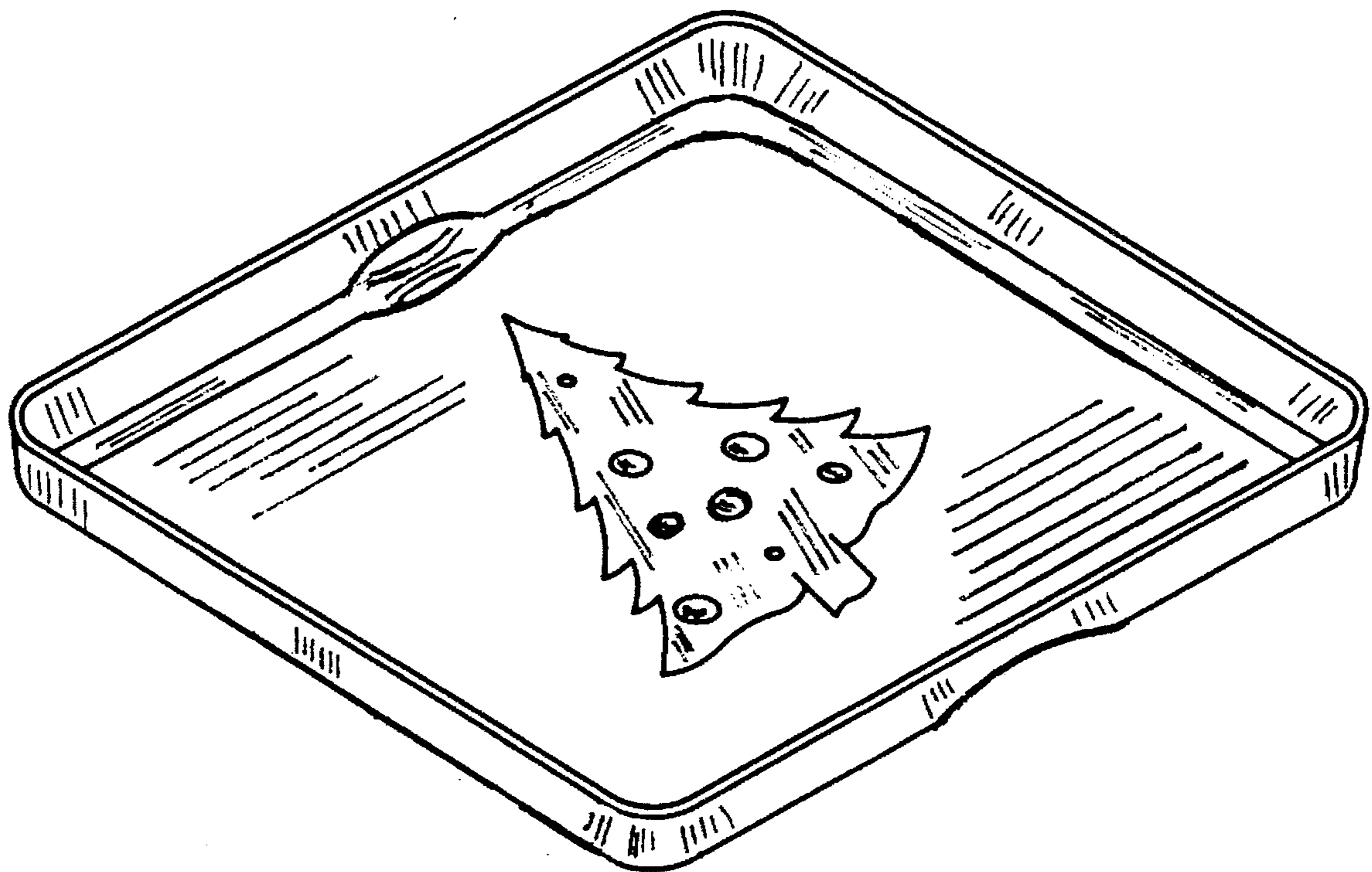
FIG. 1 is a top perspective view of a tray showing my new design;  
 FIG. 2 is a top plan view thereof;  
 FIG. 3 is a top plan view of a second embodiment thereof;  
 FIG. 4 is a front elevational view of both embodiments;  
 FIG. 5 is a rear elevational view of both embodiments;  
 FIG. 6 is a left side elevational view of both embodiments;  
 FIG. 7 is a right side elevational view of both embodiments;  
 and,  
 FIG. 8 is a bottom plan view of both embodiments thereof.

### [56] References Cited

#### U.S. PATENT DOCUMENTS

D. 81,655	7/1930	Krumm	.....	D9/312
D. 103,671	3/1937	Connor	.....	D7/551
D. 247,025	1/1978	Cherry	.....	D7/550
D. 249,112	8/1978	Garson et al.	.....	D7/354

1 Claim, 3 Drawing Sheets



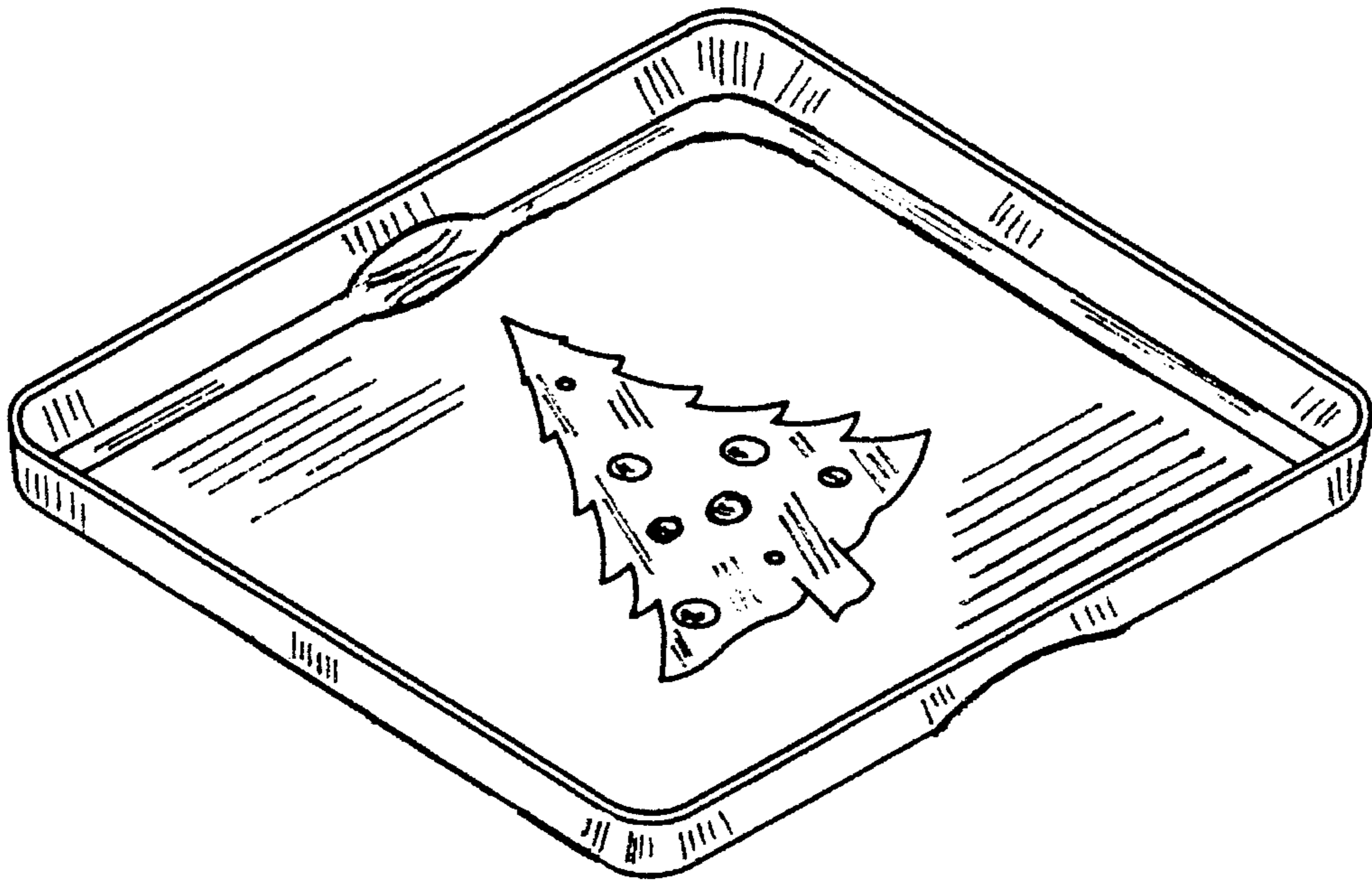


FIG. 1




FIG. 2




FIG. 6




FIG. 7




FIG. 3

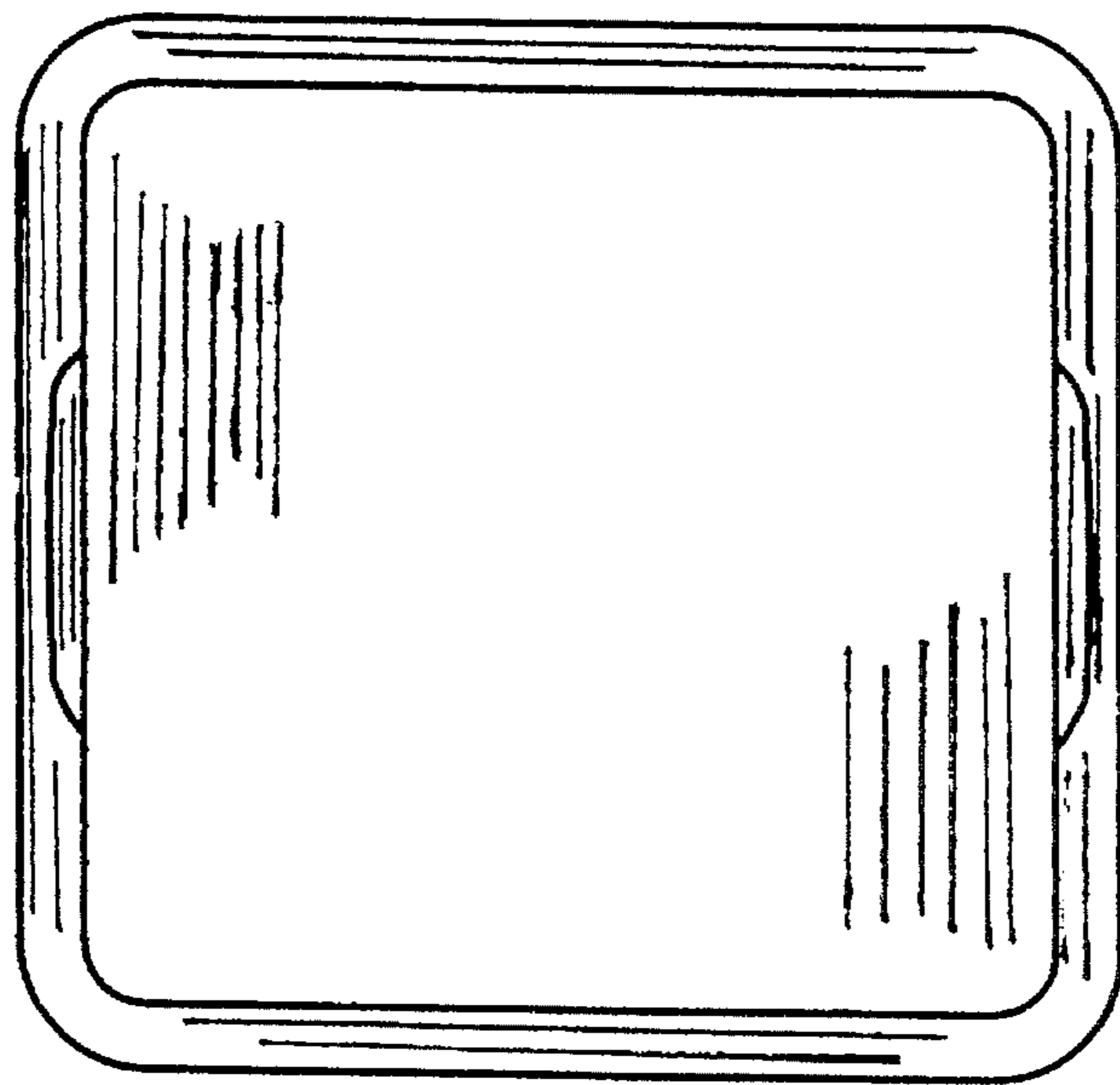


FIG. 8




FIG. 4




FIG. 5