



US00D372636S

**United States Patent** [19]  
**Neff**

[11] **Patent Number: Des. 372,636**

[45] **Date of Patent: \*\*Aug. 13, 1996**

[54] **COOKTOP**

[75] **Inventor: Paul J. Neff, Mississauga, Canada**

[73] **Assignee: Neff Kitchen Manufacturers Limited, Brampton, Canada**

[\*\*] **Term: 14 Years**

[21] **Appl. No.: 40,045**

[22] **Filed: Jun. 8, 1995**

[52] **U.S. Cl. .... D7/402; 126/211; 126/37 R**

[58] **Field of Search .... D7/402, 346, 362, D7/364, 365, 363, 403, 404; 126/211, 37 R, 299 C, 214 R, 215, 214 D, 24, 29, 27, 37 A**

[56] **References Cited**

**U.S. PATENT DOCUMENTS**

916,657	3/1909	Bihler et al. ....	126/211
1,370,113	3/1921	Janusonis ....	126/211
2,560,959	7/1951	Klein ....	126/214 R
3,513,826	5/1970	Hellmuth ....	126/211
4,620,526	11/1986	Tetschner ....	126/24

**FOREIGN PATENT DOCUMENTS**

0562649	12/1957	Belgium .....	126/37 R
0143073	9/1953	Sweden .....	126/37 R
2209246	5/1989	United Kingdom .....	126/214 R

*Primary Examiner*—Louis S. Zarfaz  
*Assistant Examiner*—Frank Martinez  
*Attorney, Agent, or Firm*—Bereskin & Parr

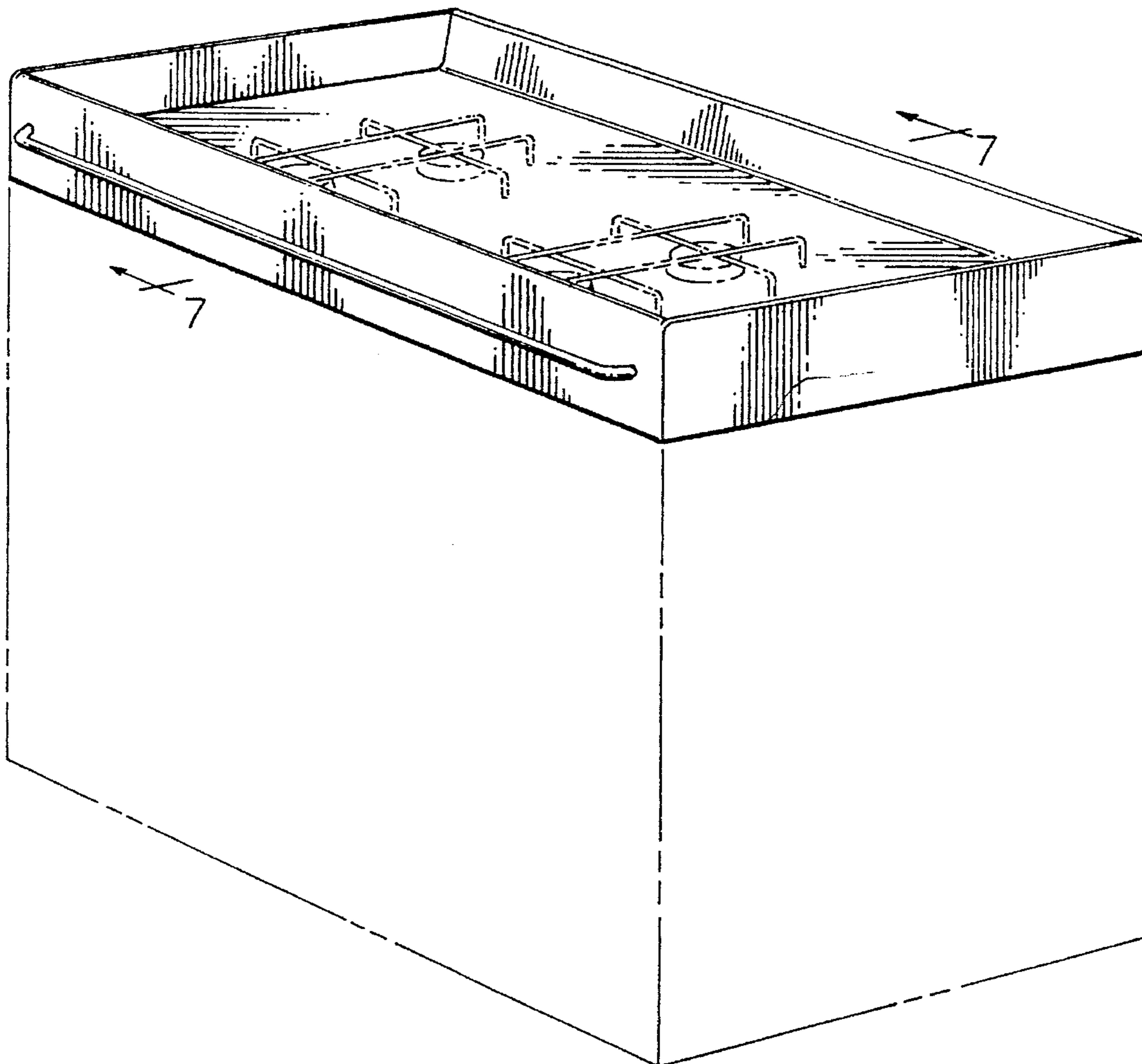
[57] **CLAIM**

The ornamental design for a cooktop, as shown.

**DESCRIPTION**

FIG. 1 is a perspective view from above and to one end of a cooktop in accordance with my design, the dotted line showing of a cabinet below the cooktop and burners within the cooktop are for illustrative purposes only and forms no part of the claimed design;  
FIG. 2 is a plan view corresponding to FIG. 1;  
FIG. 3 is a front elevational view;  
FIG. 4 is a rear elevational view;  
FIG. 5 is an end elevational view from the right in FIG. 1;  
FIG. 6 is an end elevational view from the left in FIG.; and  
FIG. 7 is a sectional view on line 7—7 of FIG. 1.

**1 Claim, 2 Drawing Sheets**



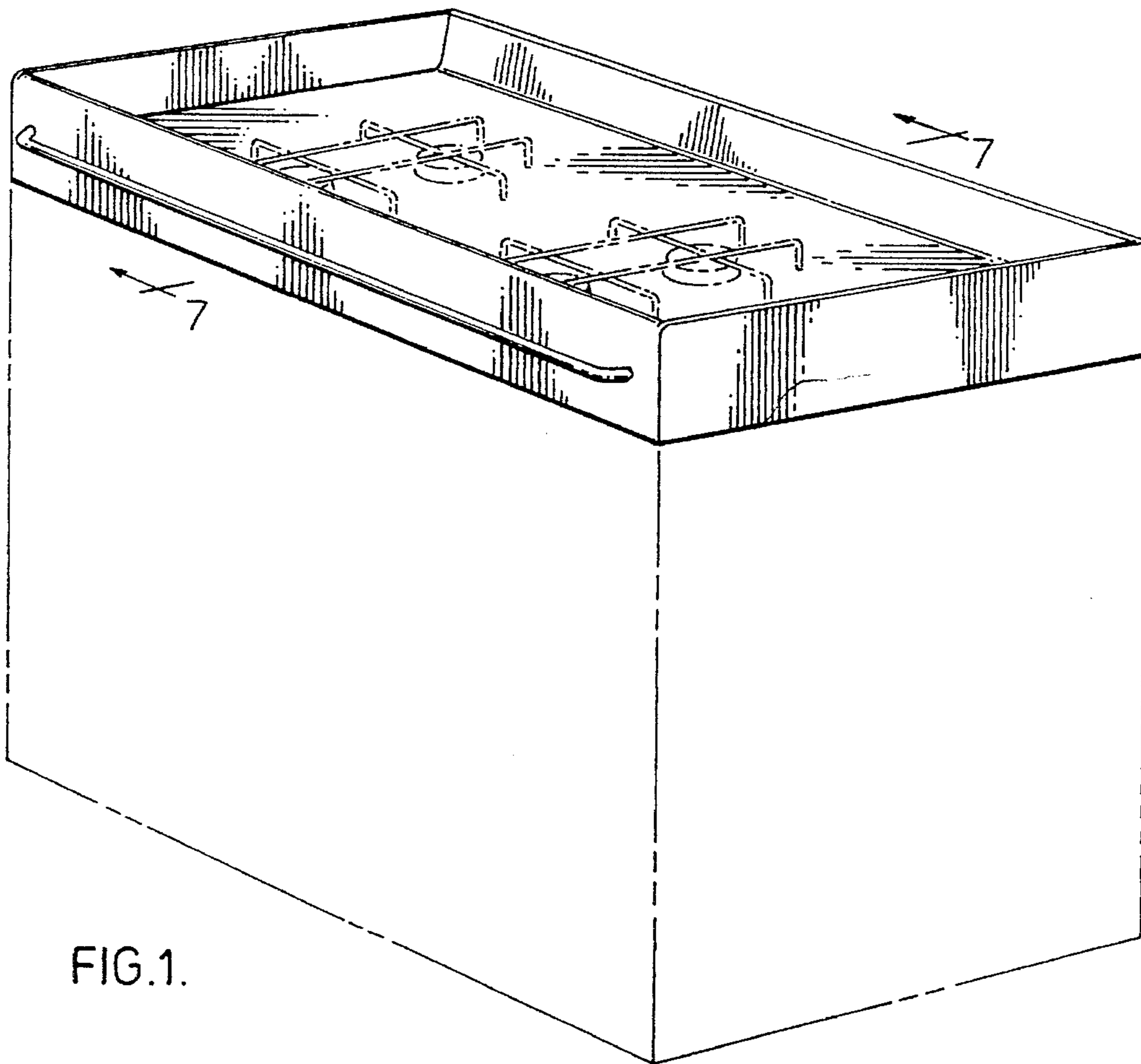
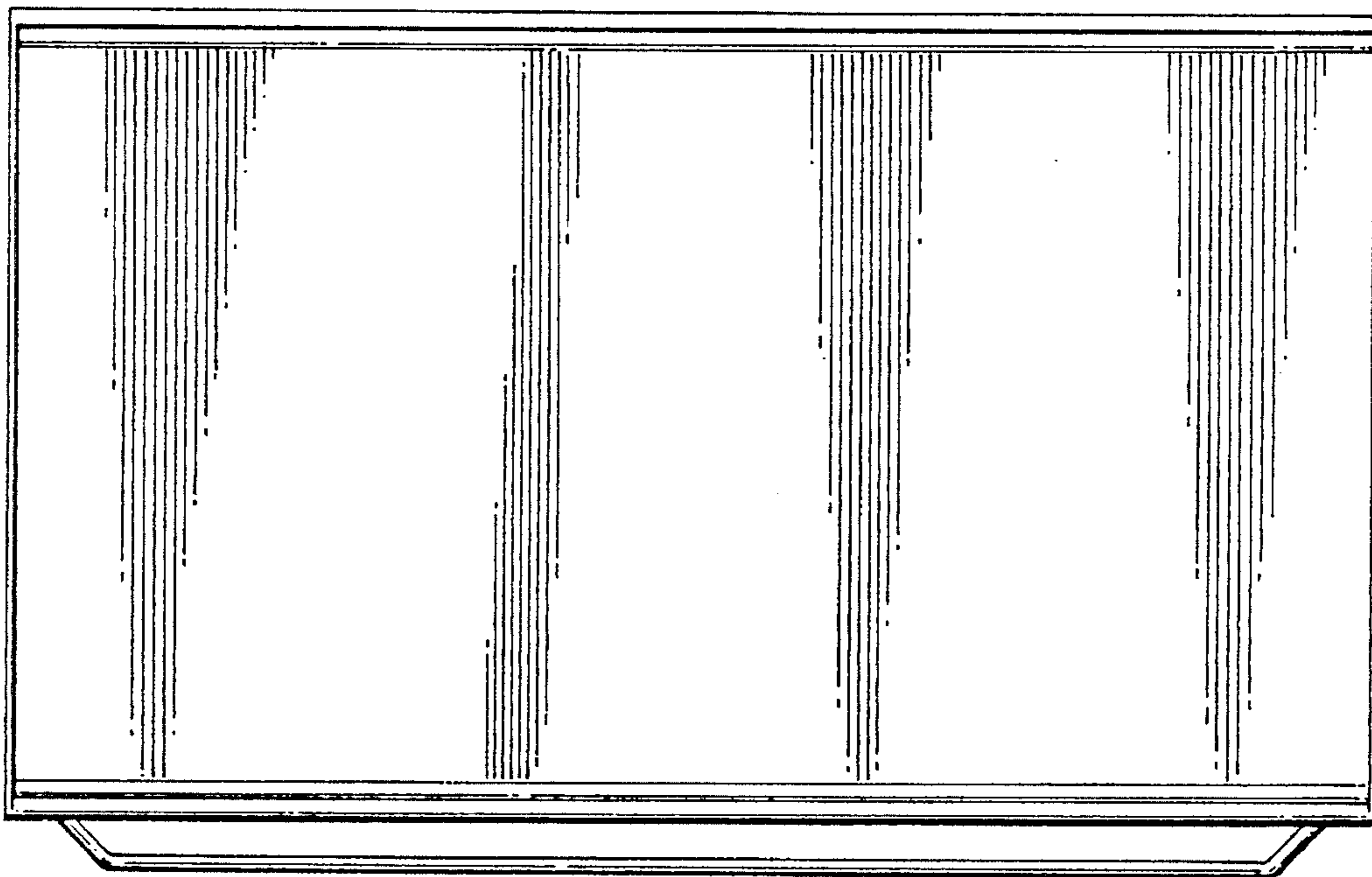


FIG. 1.

FIG. 2.



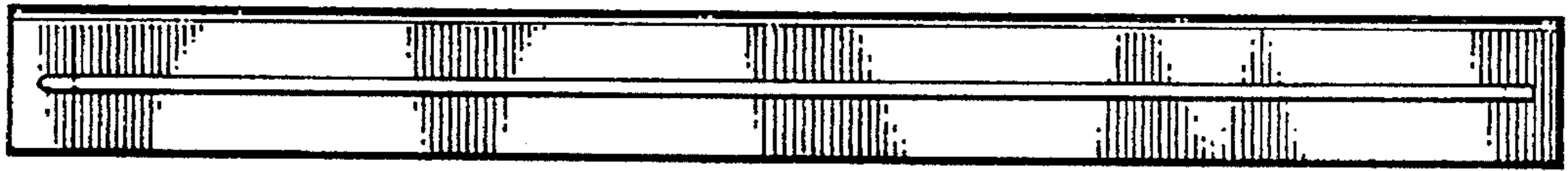


FIG. 3.

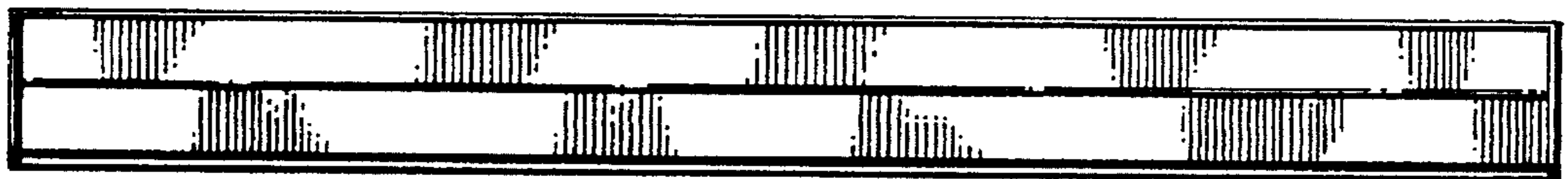


FIG. 4.




FIG. 5.

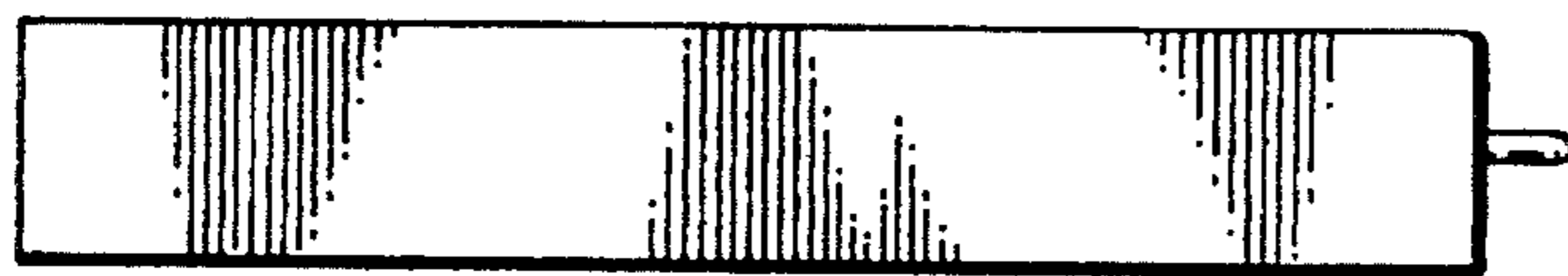


FIG. 6.

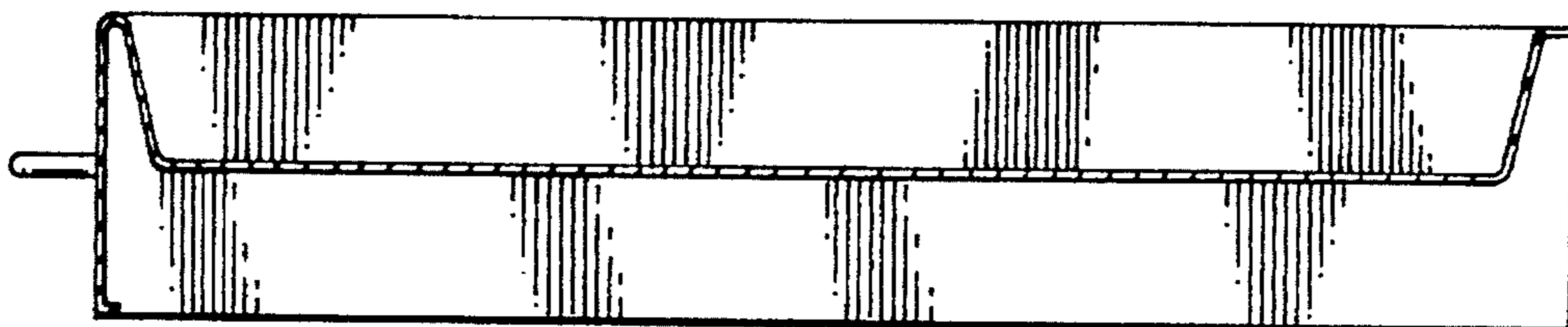


FIG. 7.