



US00D372606S

United States Patent [19]

Stone et al.

[11] Patent Number: **Des. 372,606**

[45] Date of Patent: ****Aug. 13, 1996**

[54] **CABINET**

[75] Inventors: **Philip Stone**, Woodbury, Conn.; **Kathy Crouch**, New Milford, N.J.

[73] Assignee: **Ethan Allen Inc.**, Danbury, Conn.

[**] Term: **14 Years**

[21] Appl. No.: **39,748**

[22] Filed: **Jun. 5, 1995**

[52] U.S. Cl. **D6/445**

[58] Field of Search D6/396, 397, 432-448;
312/204, 257

D. 132,971	7/1942	Carlson	D6/446
D. 182,332	3/1958	Freedman	D6/443
D. 299,598	1/1989	Everett	D6/432
D. 301,419	6/1989	Rosen	D6/436
D. 323,083	1/1992	Vaara-Sternos	D6/448

Primary Examiner—Carmen H. Vales-Lado
Attorney, Agent, or Firm—Schweitzer Corman & Gross

[57] CLAIM

The ornamental design for a cabinet, as shown and described.

DESCRIPTION

FIG. 1 is a perspective view of a cabinet showing our new design;
FIG. 2 is a front elevational view thereof;
FIG. 3 is a right side elevational view thereof;
FIG. 4 is a top plan view thereof;
FIG. 5 is a left side elevational view thereof;
FIG. 6 is a rear elevational view thereof; and,
FIG. 7 is a bottom plan view thereof.

1 Claim, 3 Drawing Sheets

[56] References Cited

U.S. PATENT DOCUMENTS

D. 45,359	3/1914	Thompson	D6/436
D. 51,157	8/1917	Uhlemann	D6/439
D. 79,390	4/1929	Gullicksen	D6/436
D. 82,622	11/1930	Pauli	D6/436
D. 90,955	10/1933	Reagan	D6/436




FIG. 1




FIG. 2

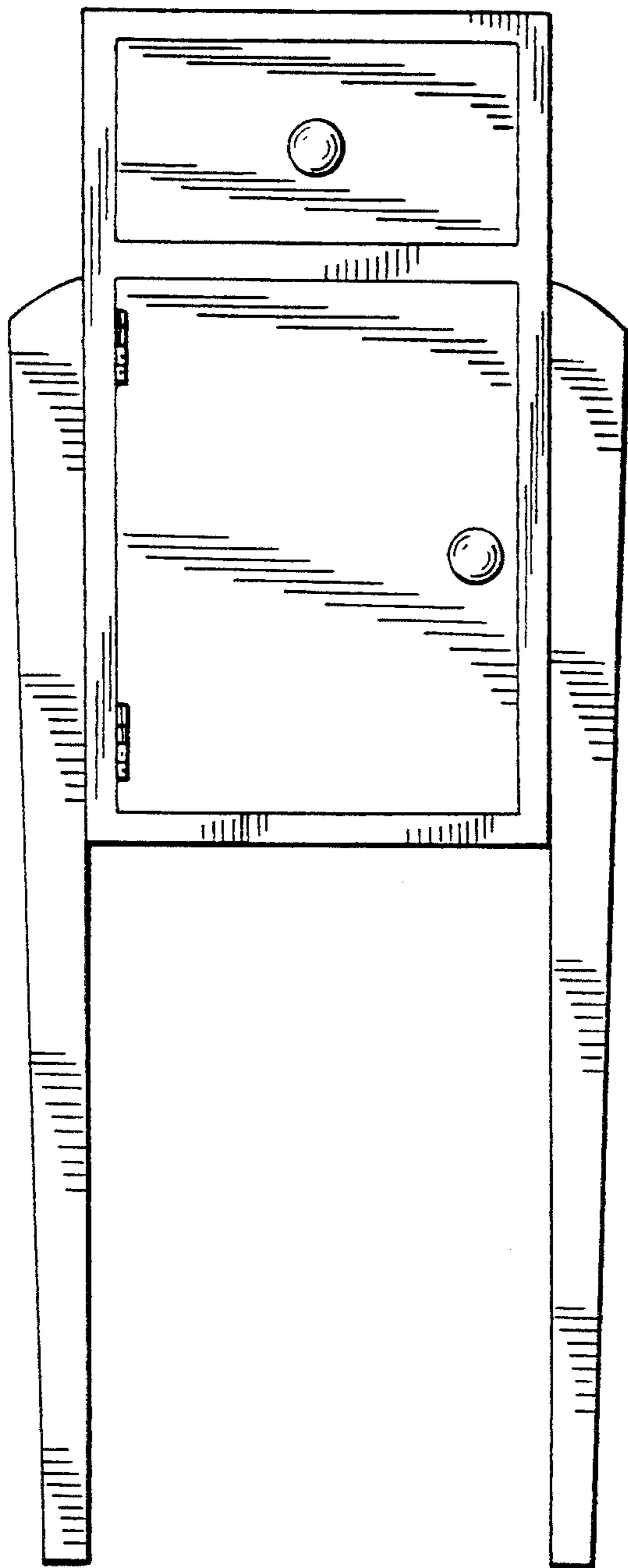


FIG. 3

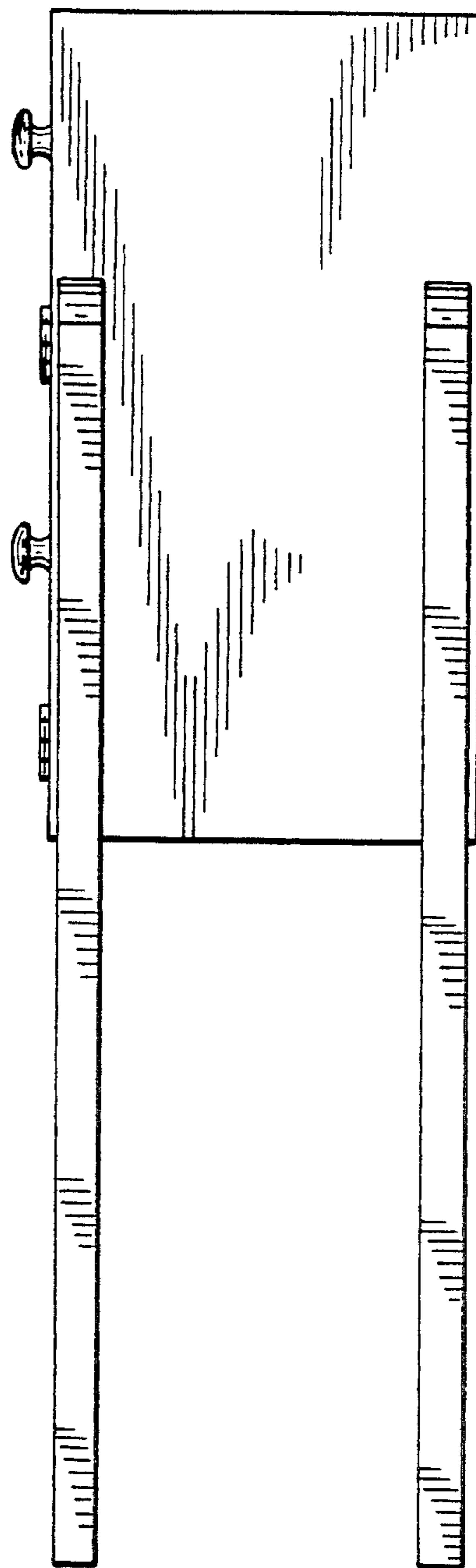


FIG. 4

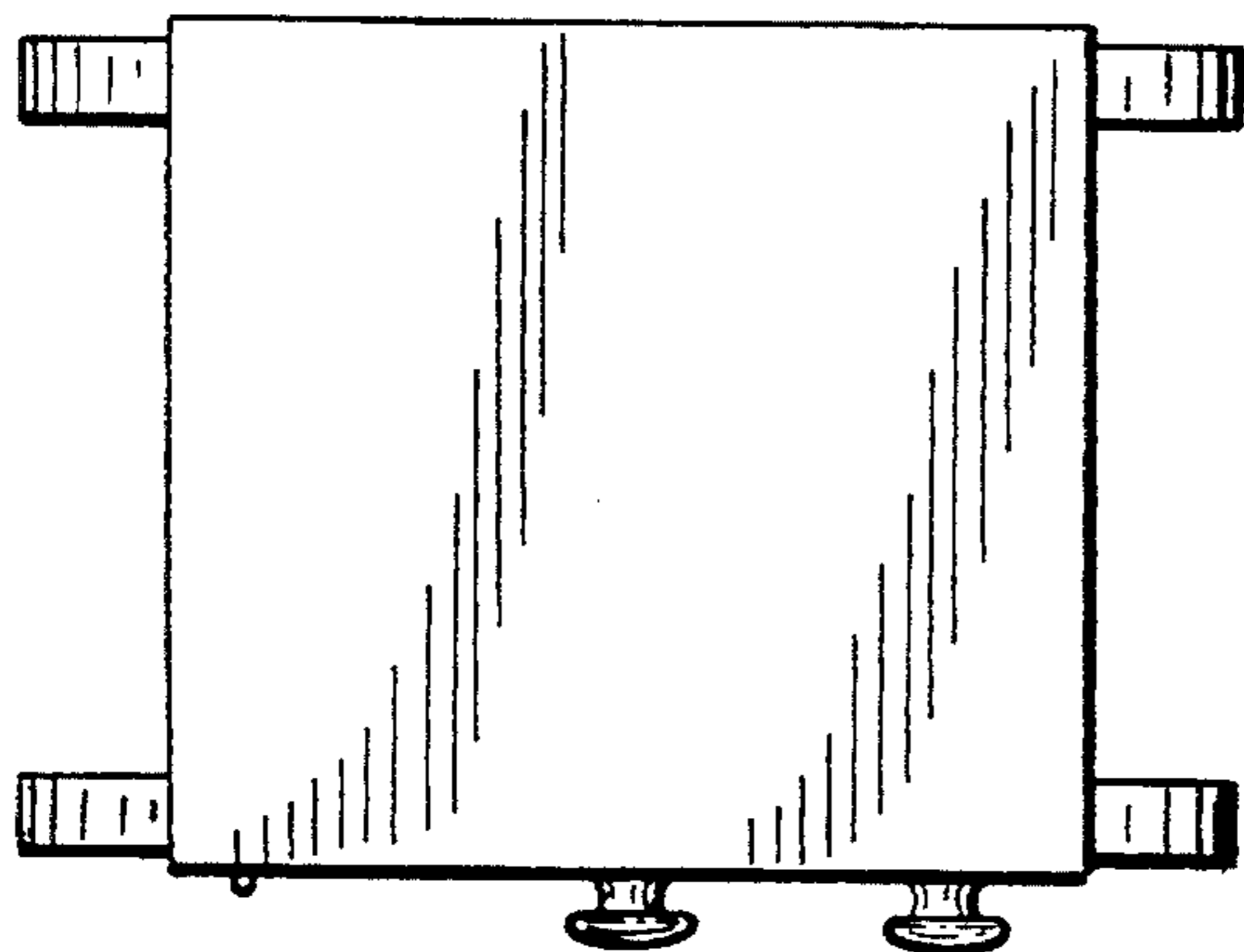


FIG. 5

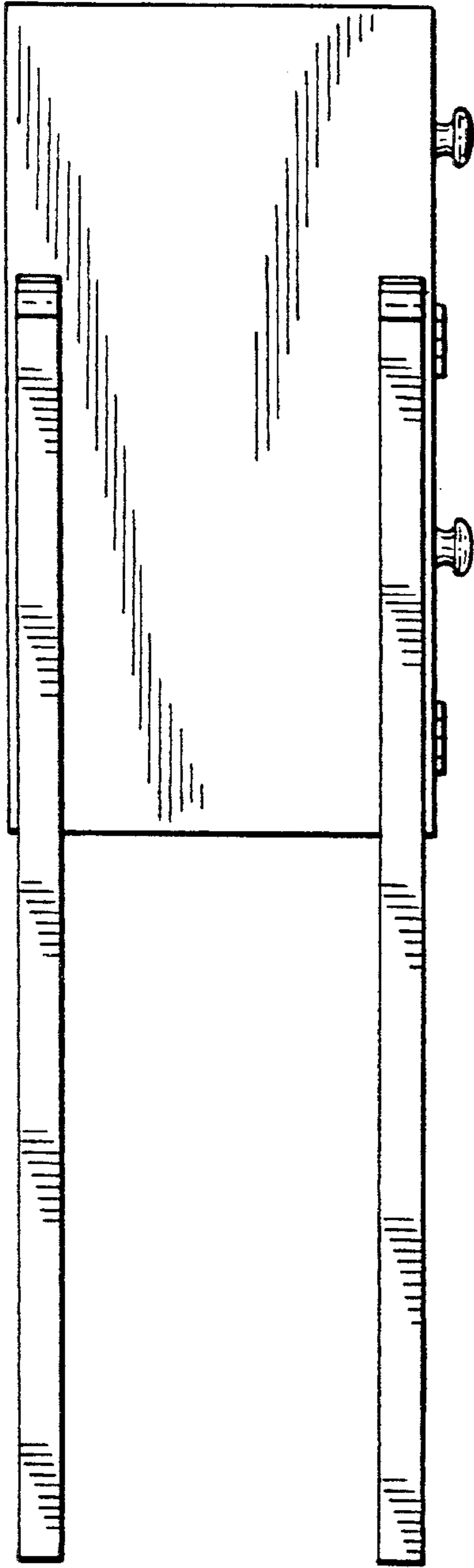


FIG. 6

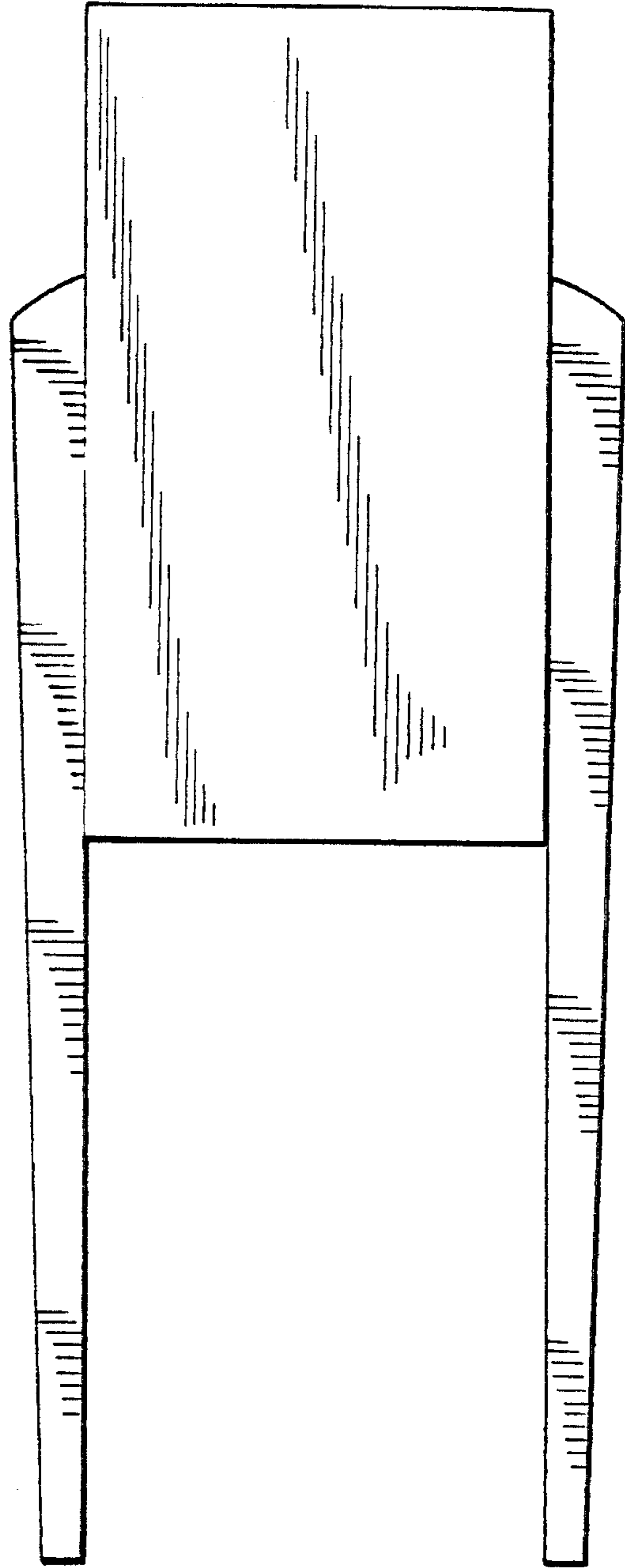


FIG. 7

