



US00D372603S

United States Patent [19]

[11] Patent Number: Des. 372,603

Sacchio Lodispoto

[45] Date of Patent: *** Aug. 13, 1996

[54] MODULAR CABINET

[76] Inventor: **Amelia Sacchio Lodispoto**, Piazza Carducci, 7, Bologna, Italy, 40125

[*] Notice: The portion of the term of this patent subsequent to Mar. 5, 2010, has been disclaimed.

[**] Term: **14 Years**

[21] Appl. No.: **21,189**

[22] Filed: **Apr. 12, 1994**

[30] Foreign Application Priority Data

Oct. 13, 1993 [IT] Italy BO9300041

[52] U.S. Cl. **D6/432**

[58] Field of Search D6/396, 397, 400, D6/401, 429-431, 432-448, 470, 509, 510; 312/114, 198, 235.1, 279, 297

[56] References Cited

U.S. PATENT DOCUMENTS

D. 211,476	6/1968	Fasanella	D6/446 X
D. 217,558	5/1970	Hamilton et al.	D6/446
D. 225,969	1/1973	Rosenberg	D6/446 X
D. 242,968	1/1977	Gulick	D6/446
D. 264,658	6/1982	de Polo et al.	D6/436
D. 265,957	8/1982	Wolf et al.	D6/446
D. 278,957	5/1985	Flototto	D6/446 X
D. 300,096	3/1989	Galhoud et al.	D6/436 X

FOREIGN PATENT DOCUMENTS

186388	8/1956	Austria	312/198
2131798	12/1972	Germany	312/198

OTHER PUBLICATIONS

"IKEA" CATALOG, p. 169, lower right item; PAX Wardrobe.

"IKEA" CATALOG, upper right items; FINN Wardrobe.

"IKEA" CATALOG, 1991 p. 61, upper right items; TIMMERMAN Wall Unit.

"WEIS OFFICE FURNITURE AND STATIONARY SUPPLIES", Dec. 1913, p. 21, 500 Line Sections, Combination No. 2055.

Primary Examiner—James M. Gandy

Assistant Examiner—S. Snapp

Attorney, Agent, or Firm—Darby & Darby, P.C.

[57] CLAIM

The ornamental design for modular cabinet, as shown and described.

DESCRIPTION

FIG. 1 is a frontal view of a first modular cabinet, embodying my new design;

FIG. 2 is a lateral left view thereof;

FIG. 3 is a lateral right view thereof;

FIG. 4 is a top plan view thereof;

FIG. 5 is a plan view from below thereof;

FIG. 6 is a rear view thereof;

FIG. 7 is a perspective view thereof;

FIG. 8 is a frontal view of a second modular cabinet;

FIG. 9 is a lateral left view thereof;

FIG. 10 is a lateral right view thereof;

FIG. 11 is a top plan view thereof;

FIG. 12 is a plan view from below thereof;

FIG. 13 is a rear view thereof; and,

FIG. 14 is a perspective view thereof.

1 Claim, 10 Drawing Sheets

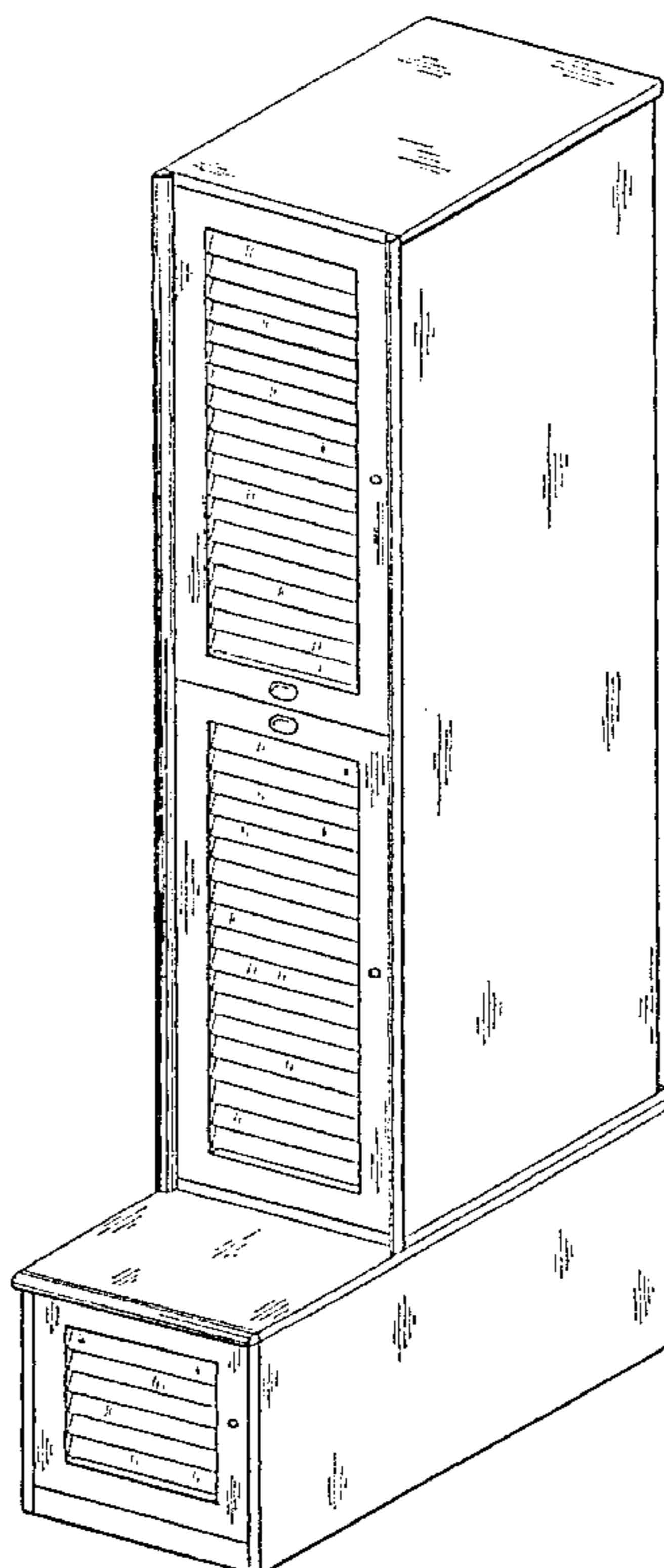


FIG. 1

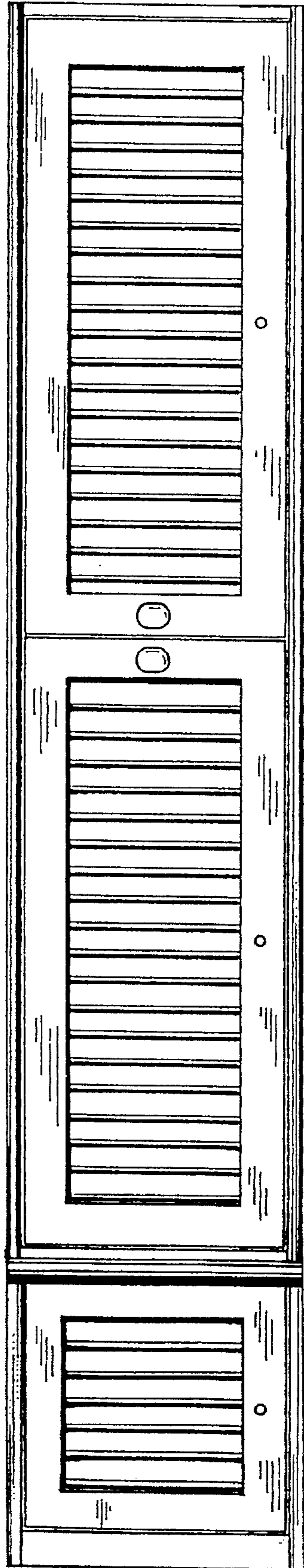


FIG. 6




FIG. 2

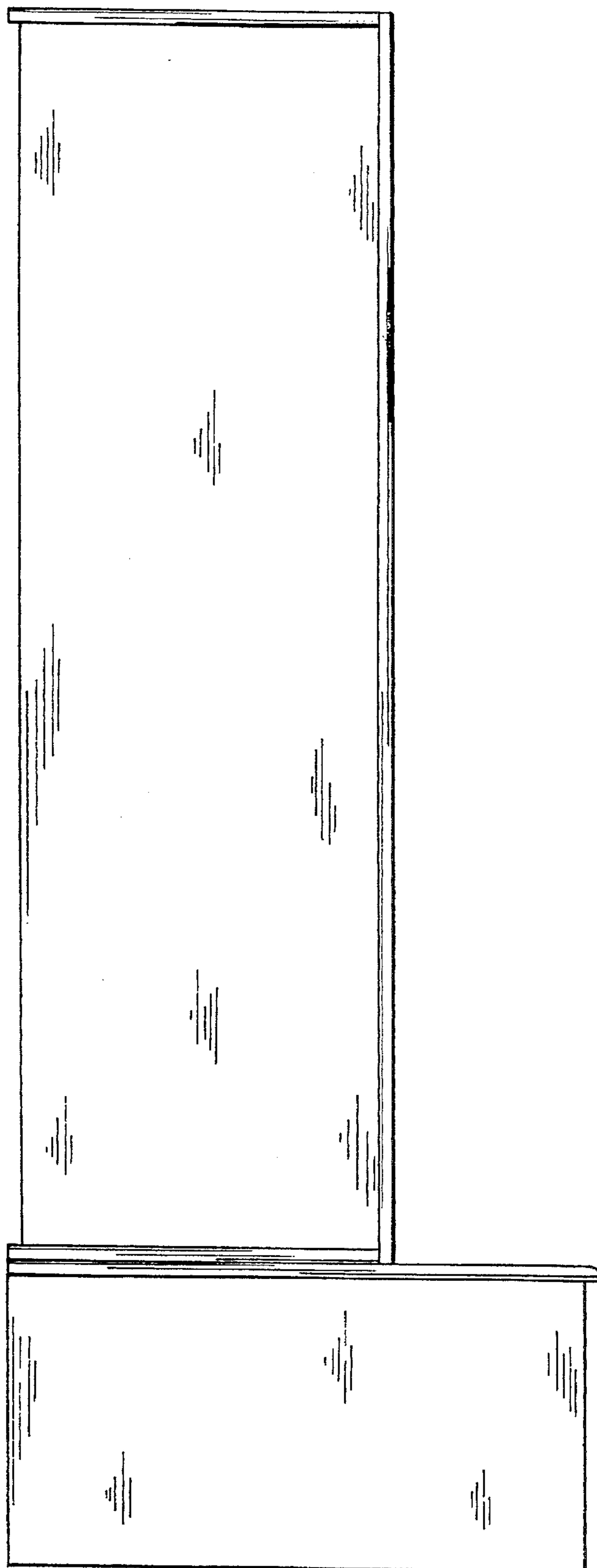
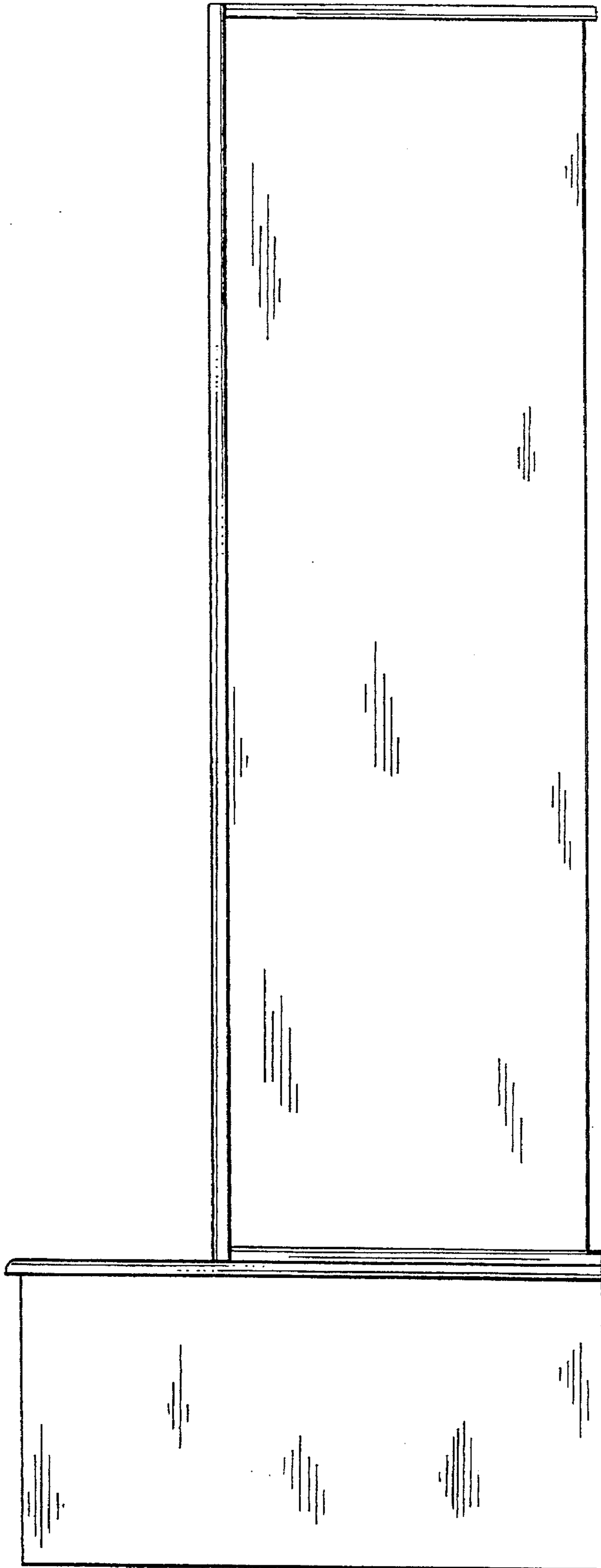


FIG. 3



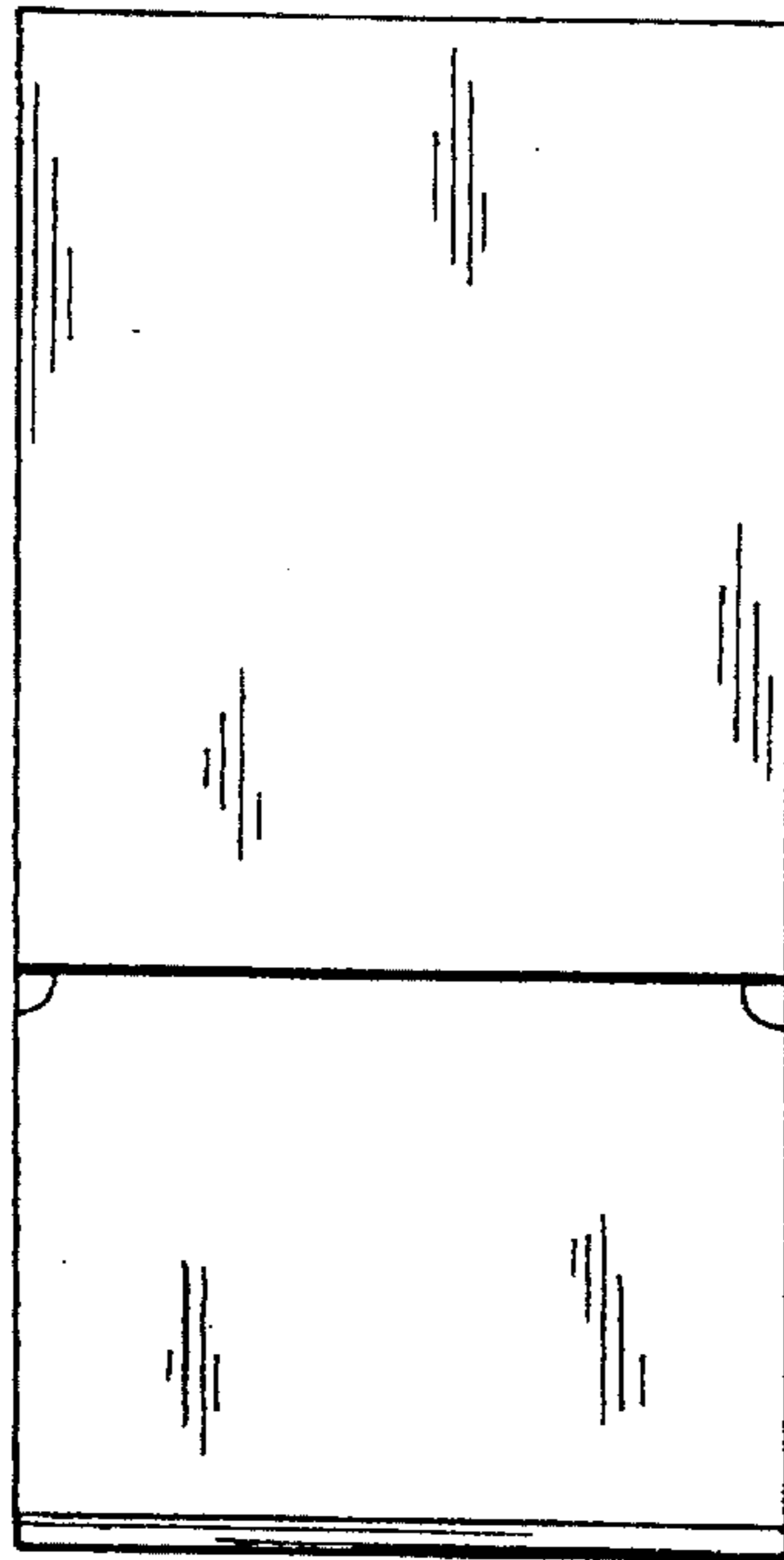


FIG. 4

FIG. 5




FIG. 7

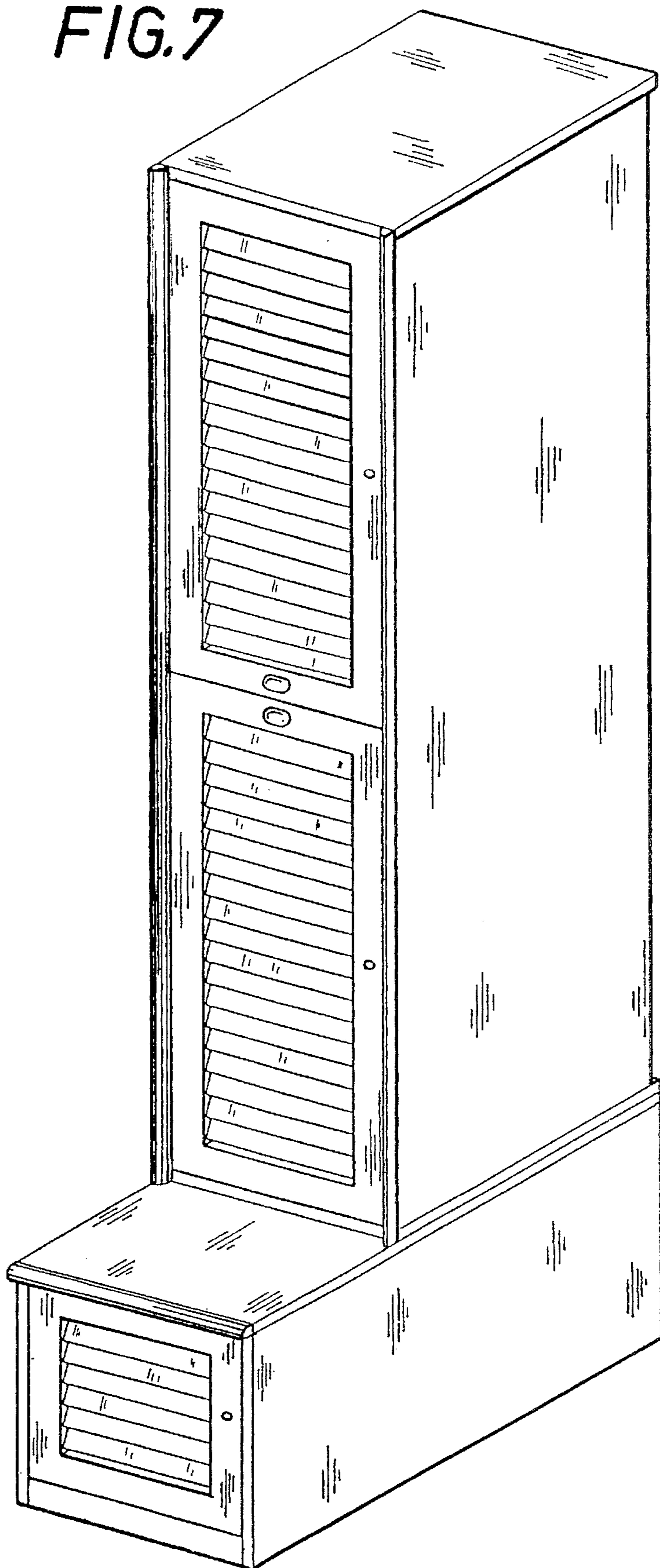


FIG. 8




FIG. 13




FIG. 9




FIG. 10

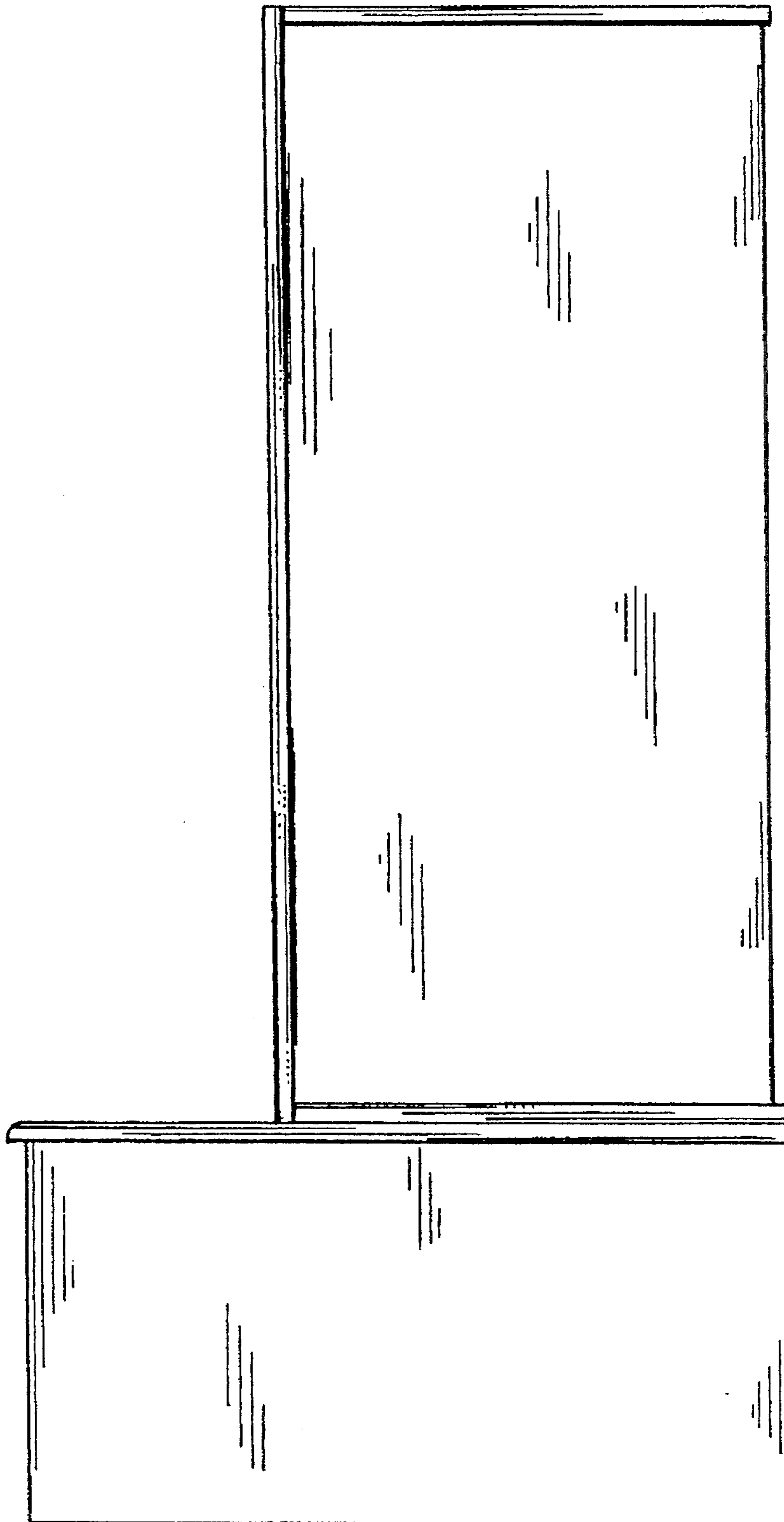


FIG.11

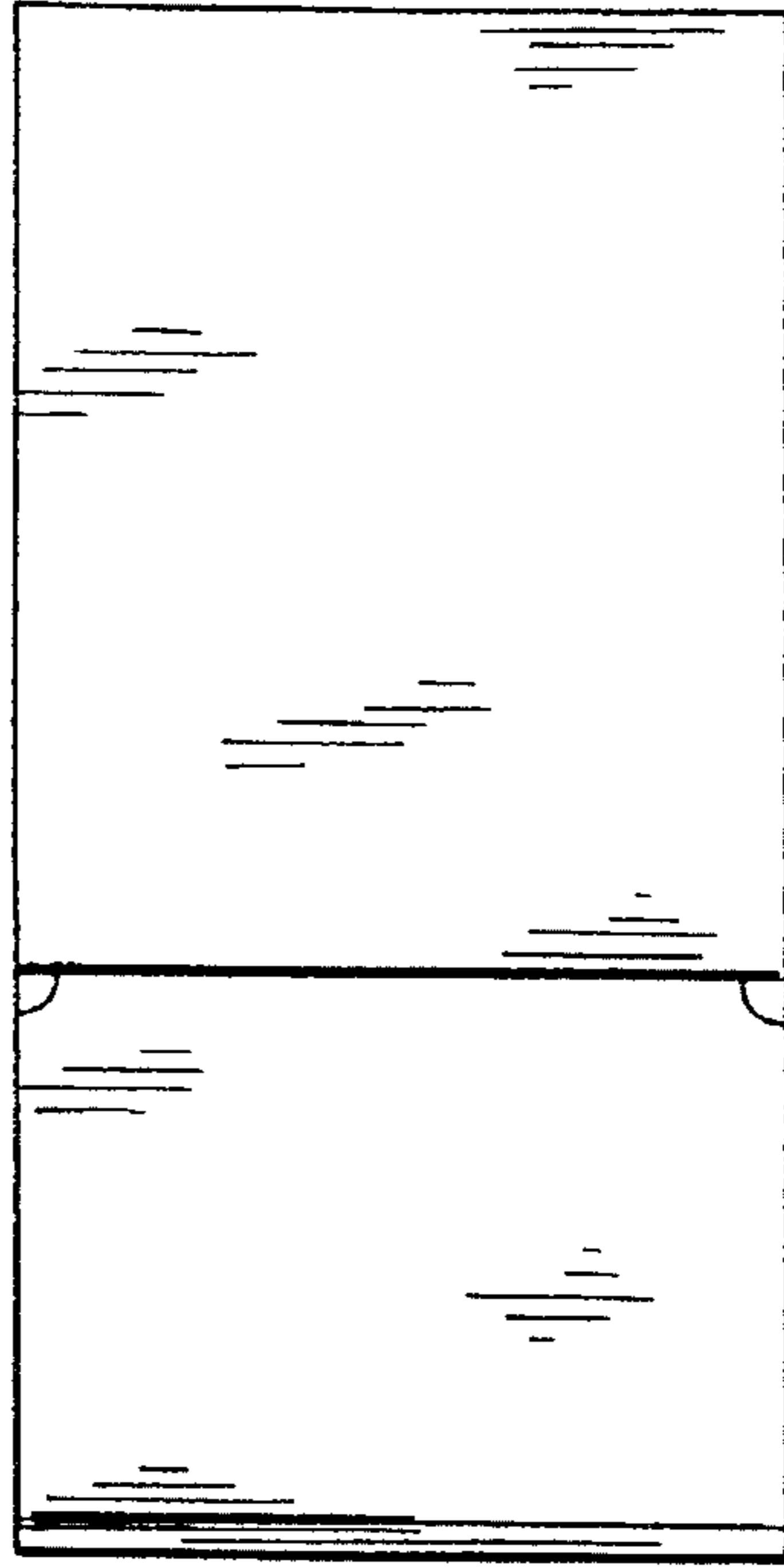


FIG.12





FIG.14



UNITED STATES PATENT AND TRADEMARK OFFICE
CERTIFICATE OF CORRECTION

PATENT NO. : Des. 372,603
DATED : August 13, 1996
INVENTOR(S) : Amelia SACCHIO LODISPOTO

It is certified that error appears in the above-identified patent and that said Letters Patent is hereby corrected as shown below:

Title page, [30], Foreign Application Priority Data,
change "B09300041" to --B0930 000041--.

Signed and Sealed this
Twenty-sixth Day of August, 1997

Attest:



BRUCE LEHMAN

Attesting Officer

Commissioner of Patents and Trademarks