



US00D372590S

United States Patent [19]

Mann et al.

[11] Patent Number: **Des. 372,590**

[45] Date of Patent: ****Aug. 13, 1996**

[54] **FRAME**

[75] Inventors: **Phylliss Mann**, Los Angeles; **Lawrence Platt**, Beverly Hills, both of Calif.

[73] Assignee: **Cal-Marble Furniture Mfg. Corp.**, El Monte, Calif.

[**] Term: **14 Years**

[21] Appl. No.: **31,311**

[22] Filed: **Nov. 22, 1994**

[52] U.S. Cl. **D6/300**

[58] Field of Search D6/300-314; 40/152, 40/152.1, 153, 154, 156, 158.1, 160

[56] **References Cited**

U.S. PATENT DOCUMENTS

D. 144,436	4/1946	Ylitalo	D6/303
D. 148,113	12/1947	Mandel	D6/310
D. 150,477	8/1948	Tumminello	D6/300
D. 200,159	1/1965	Mueller et al.	D6/300
D. 234,895	4/1975	Bezborodko	D6/300
D. 307,520	5/1990	Ilaria et al.	D6/300

OTHER PUBLICATIONS

- Exposures, Fall 1993, p. 34, frame #H at bottom.
- Architectual Design*, Feb. 1994, p. 181, showing dining room table and chairs.
- Art & Antiques*, Dec. 1993, p. 17, showing table.
- Art & Antiques*, Sep. 1994, showing flute apron.
- Elle Decor*, Oct./Nov. 1994, showing dishes.
- Elle Decor*, Oct./Nov. 1994, p. 242, showing chair legs.
- House Beautiful*, Mar. 1994, showing metal ring.
- House Beautiful*, Mar. 1994, p. 117, showing desk.
- House Beautiful*, Mar. 1994, p. 394, showing fluted leg.
- House Beautiful*, Sep. 1994, showing block border.
- House Beautiful*, Oct. 1994, showing stacked base.
- House & Garden*, Feb. 1992, showing bed post.
- House & Garden*, Apr. 1992, showing sculptural legs.
- House & Garden*, Apr. 1992, p. 126, showing pedimented bookcase.
- House & Garden*, May 1992, showing parquet top.
- House & Garden*, May 1992, p. 20, showing Chadsworth column.
- House & Garden*, Oct. 1992, showing reed flute.

- House & Garden*, Oct. 1992, p. 102, showing table.
- House & Garden*, Nov. 1992, p. 128, showing Greek column hendredon gold leaf reverse flute.
- House & Garden*, Feb. 1993, p. 28, showing couch.
- House & Garden*, Apr. 1993, showing wall clock.
- House & Garden*, Apr. 1993, p. 92, showing house columns.
- Interior Design*, Nov. 1992, p. 136, showing table.
- Interior Design*, Dec. 1992, p. 8, showing columns.
- Interior Design*, Apr. 1993, p. 23, showing fluted designs.
- Interior Design*, May 1993, showing undulating design.
- Interior Design*, May 1993, p. 273, showing undulating design.
- Interior Design*, Jun. 1993, p. 64, showing bird bath.
- Interior Design*, Sep. 1993, p. 40, showing fluted front apron leg.
- Interior Design*, Dec. 1993, p. 102, showing Roman motif bed frame.
- Interior Design*, Sep. 1994, showing miscellaneous furniture designs.
- Interior Design*, Sep. 1994, p. 11, showing miscellaneous furniture designs.
- Interiors*, Sep., 1994, p. 29, showing parquet top.
- Interiors & Sources*, Sep. 1994, p. 138, showing Manhattan cabinetry.
- Met. Home*, Dec. 1994, p. 114, showing flute and border on chair.
- Metropolis*, Jul./Aug. 1994, . 64, showing various furniture designs.
- Metropolis*, Sep. 1994, showing table legs.
- Metropolis*, Oct. 1994, p. 55, showing chairs.
- Southern Accents*, Nov. 1994, p. 219, showing flute front.
- Traditional Home*, Nov. 1994, Advertising Supplement, showing columns.
- World Furniture—An Illustrated History*, The Hamlyn Publishing Group Limited, Crescent Books, New York, pp. 141, 198, 217, 241, 261 (1965).

Primary Examiner—Janice E. Seeger
Attorney, Agent, or Firm—Poms, Smith, Lande & Rose

[57] **CLAIM**

The ornamental design for a frame, as shown and described.

DESCRIPTION

FIG. 1 is a perspective view of a frame showing my new design;
FIG. 2 is a front elevational view of the frame of FIG. 1;
FIG. 3 is a top plan view thereof;




FIG. 4 is a bottom plan view thereof;
FIG. 5 is a right side elevational view, the left side being a mirror image thereof;
FIG. 6 is a perspective view of the second embodiment of the frame;
FIG. 7 is a front elevation view of the second embodiment of the frame;
FIG. 8 is a top plan view of the second embodiment of the frame, the bottom plan view being a mirror image thereof;
and,

FIG. 9 is a right side elevational view of the second embodiment of the frame, the left side elevational view is a mirror image thereof.

The rear of the frame is flat and unornamented.

1 Claim, 6 Drawing Sheets




FIG. 1




FIG. 2




FIG. 5



FIG. 3



FIG. 4

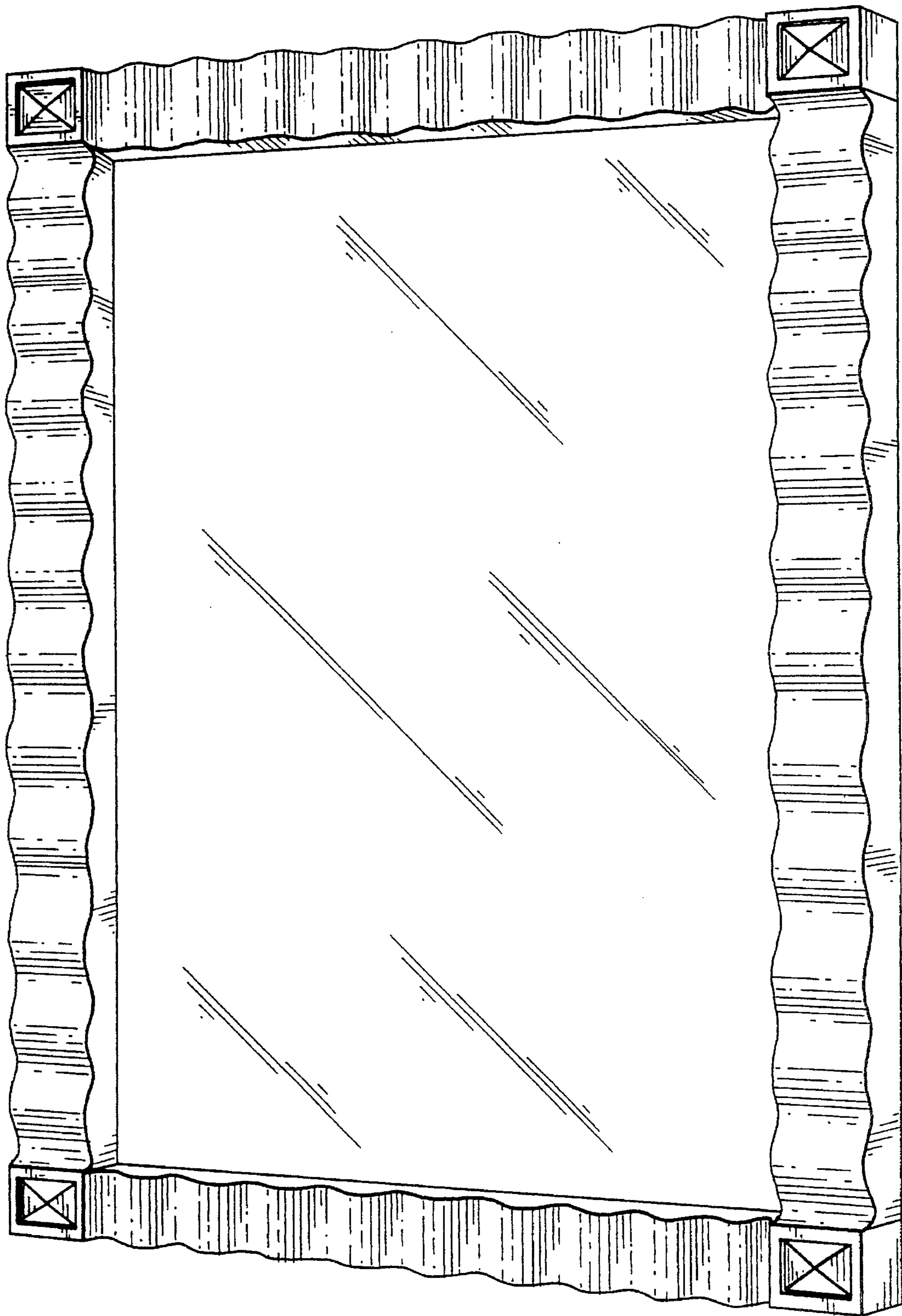


FIG. 6




FIG. 7

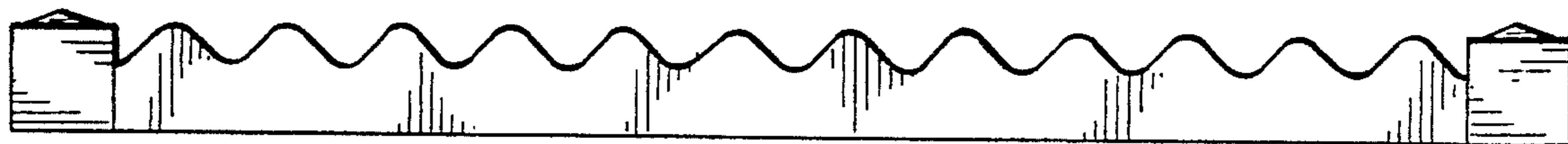


FIG. 9

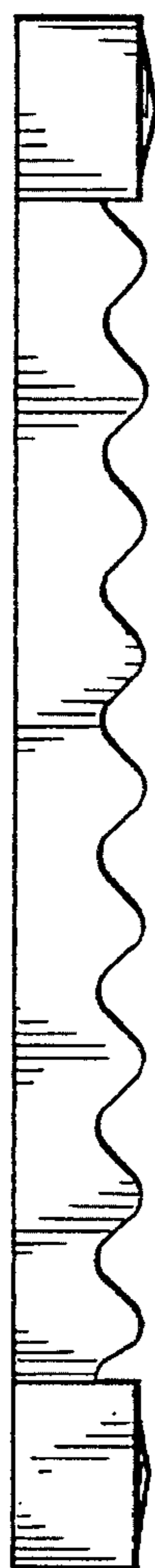


FIG. 8