



US00D372575S

# United States Patent [19]

Finn

[11] Patent Number: **Des. 372,575**

[45] Date of Patent: **\*\*Aug. 13, 1996**

[54] **FRONT PORTION OF A SHOE SOLE**

[75] Inventor: **Norman H. Finn**, Newton, Mass.

[73] Assignee: **AmAsia International, Ltd.**,  
Burlington, Mass.

[\*\*] Term: **14 Years**

[21] Appl. No.: **25,312**

[22] Filed: **Jun. 29, 1994**

[52] U.S. Cl. .... **D2/959; D2/952**

[58] Field of Search ..... D2/902, 907, 908,  
D2/914, 916, 922, 927, 947, 950-960,  
970; 36/83, 84, 89, 102, 103, 104, 105,  
106, 107, 112, 113, 114, 115, 126, 127,  
128, 129, 130, 3 B, 22 R, 24.5, 25 R, 30 R,  
32 R, 59 R

[56] **References Cited**

**U.S. PATENT DOCUMENTS**

472,214	4/1892	Hall .....	36/103
2,211,057	8/1940	Duckoff .....	36/103
2,470,200	5/1949	Wallach .....	D2/950

**FOREIGN PATENT DOCUMENTS**

46959 4/1977 Japan ..... 36/32 R

*Primary Examiner*—Celia Murphy  
*Attorney, Agent, or Firm*—Fish & Neave; Jeffrey H. Ingerman

[57] **CLAIM**

The ornamental design for a front portion of a shoe sole, as shown and described.

**DESCRIPTION**

FIG. 1 is a front, right, bottom perspective view of a front portion of a shoe sole, showing my new design;  
FIG. 2 is a top plan view thereof;  
FIG. 3 is a front elevational view thereof;  
FIG. 4 is a left side elevational view thereof, the right side elevational view being a mirror image;  
FIG. 5 is a rear elevational view thereof; and,  
FIG. 6 is a bottom plan view thereof.  
The broken-line showings of a rear portion of a sole in FIGS. 1-6 and of a shoe in FIGS. 1 and 4 are for illustrative purposes only and form no part of the claimed design.

**1 Claim, 4 Drawing Sheets**

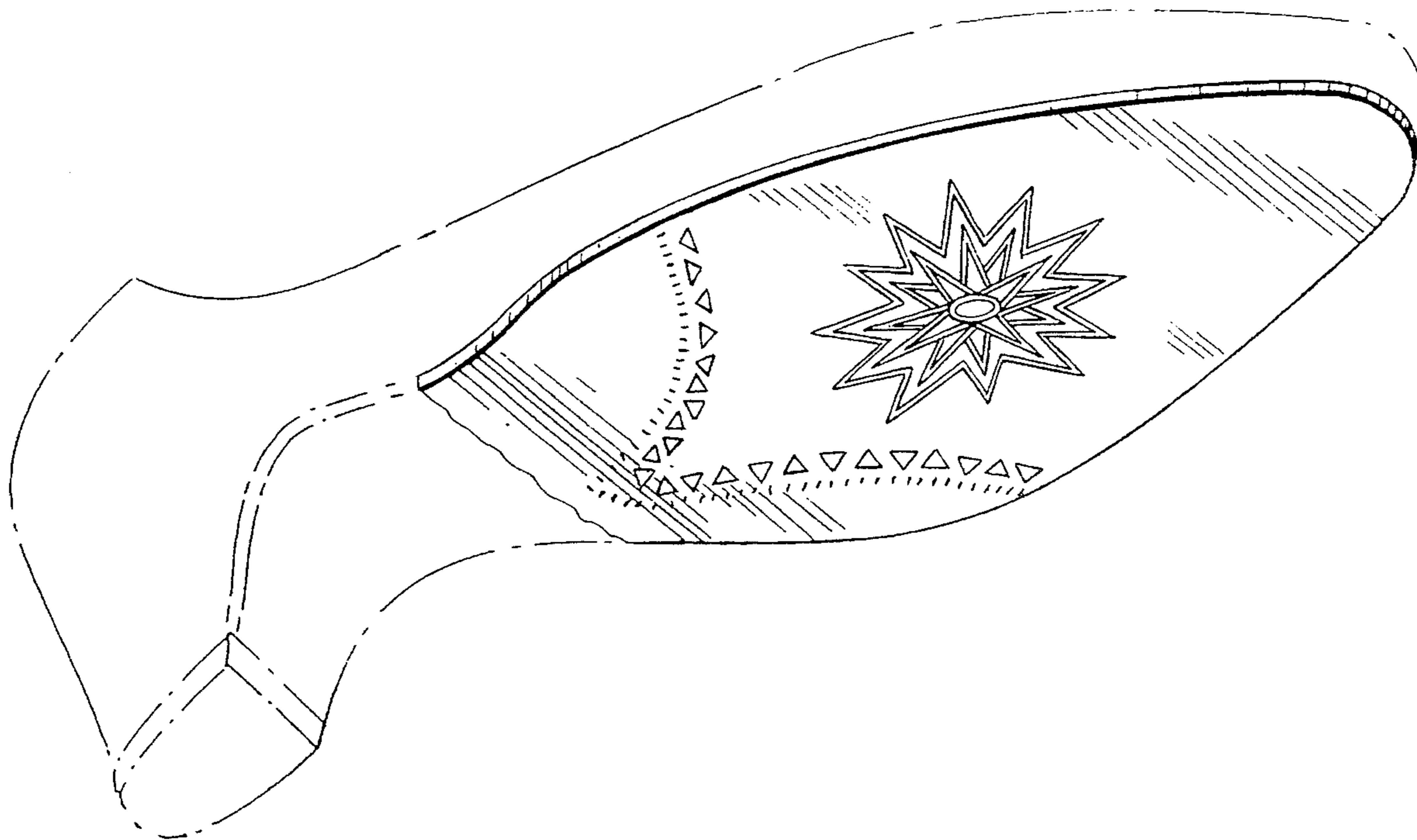
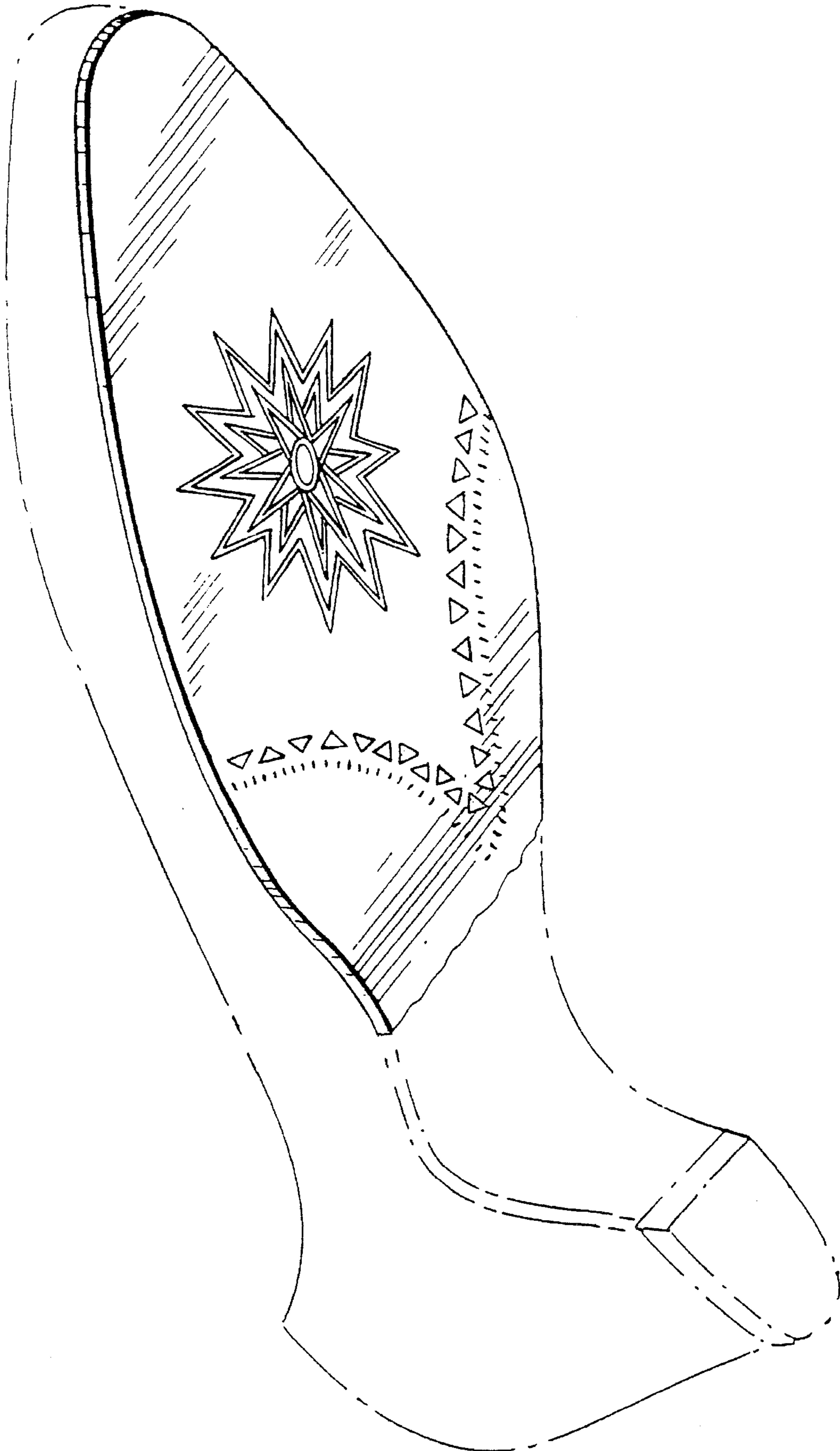


FIG. 1



*FIG. 2*

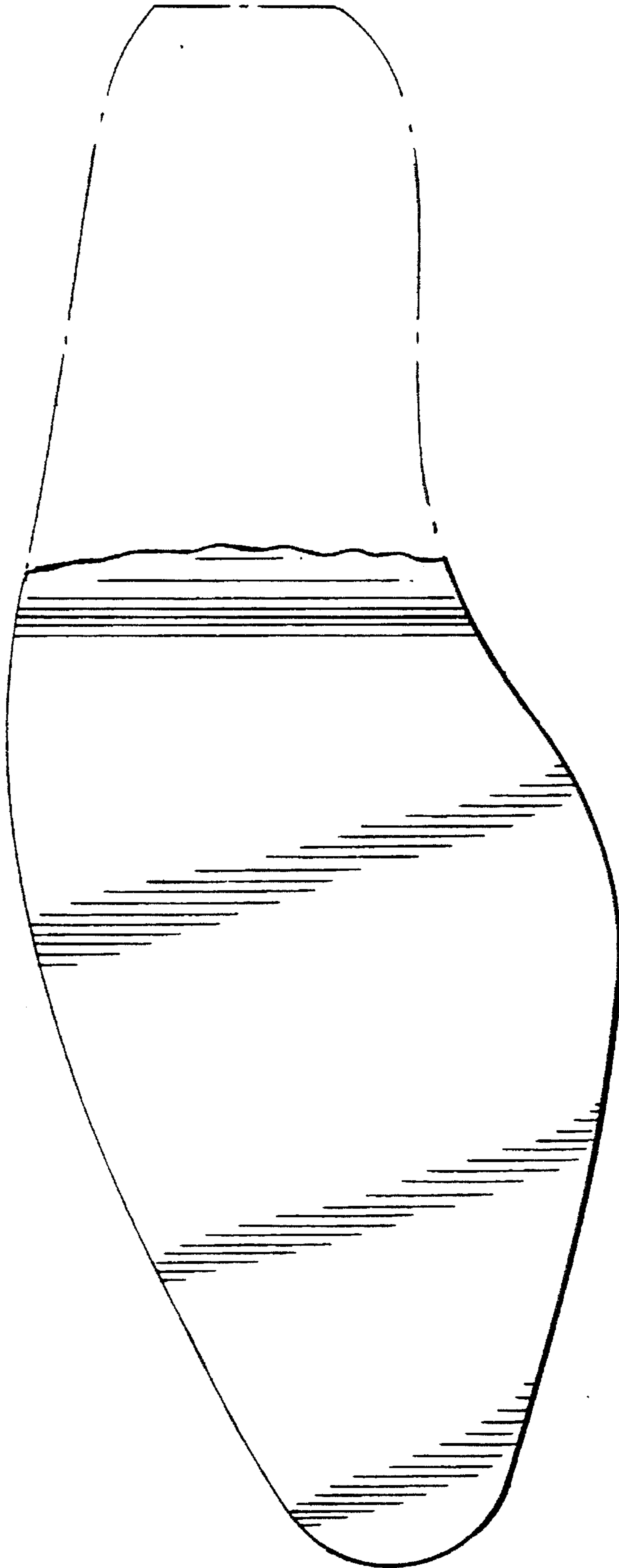


FIG.3

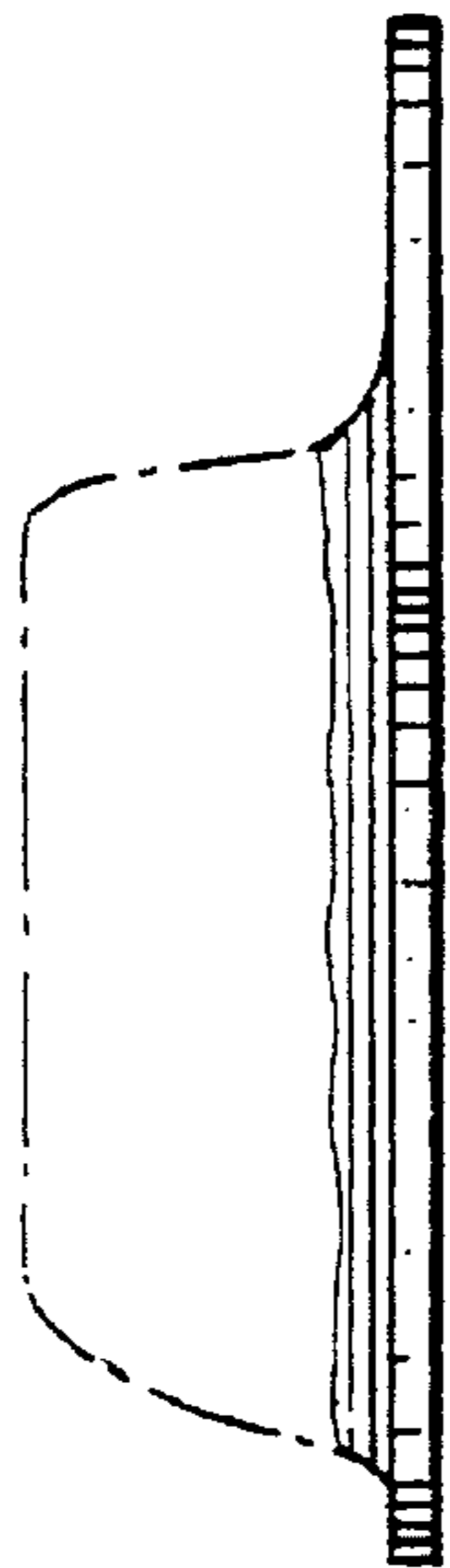


FIG.4

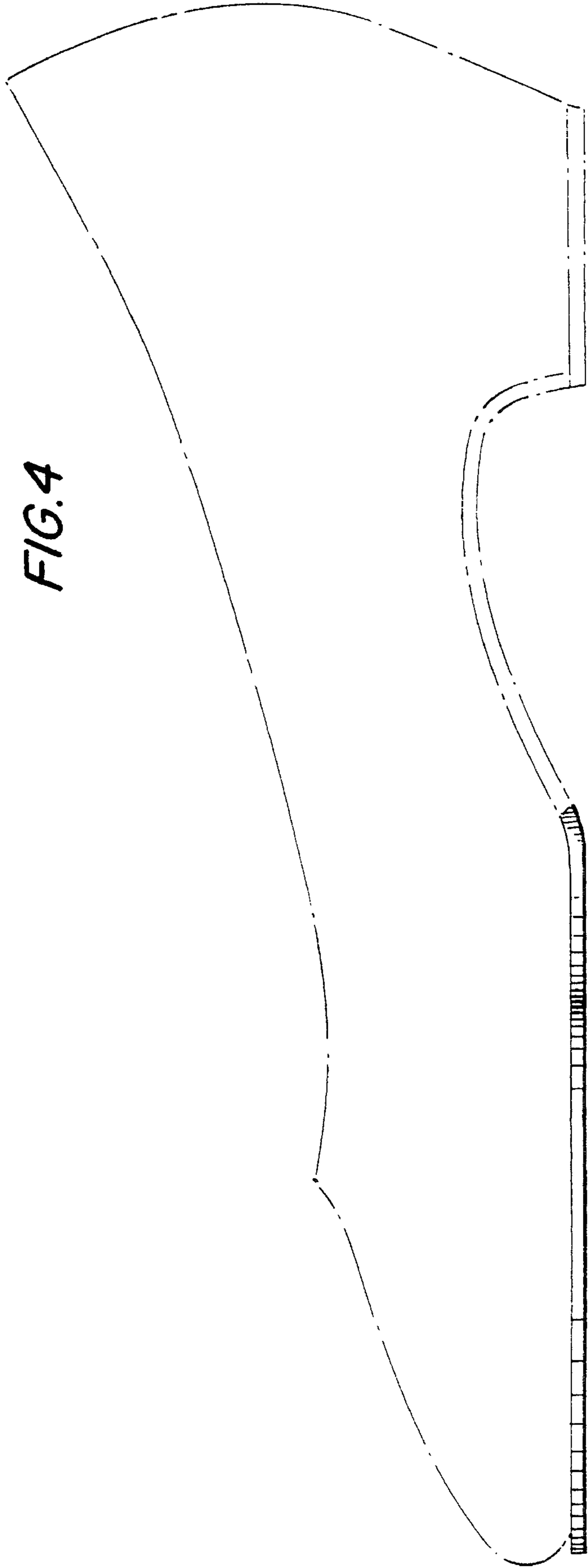


FIG. 5




FIG. 6

