



US00D372574S

**United States Patent** [19]  
**Shea**

[11] **Patent Number: Des. 372,574**  
[45] **Date of Patent: \*\*Aug. 13, 1996**

[54] **SHOE SOLE** 5,319,866 6/1994 Foley et al. .... 36/103  
[75] Inventor: **Joseph Shea**, Boston, Mass.  
[73] Assignee: **SRL, Inc.**, Wilmington, Del.  
[\*\*] Term: **14 Years**  
[21] Appl. No.: **28,235**  
[22] Filed: **Sep. 9, 1994**  
[52] **U.S. Cl.** ..... **D2/953; D2/960**  
[58] **Field of Search** ..... **D2/902, 907, 908,**  
**D2/947, 950-960; D12/146, 151; 36/83,**  
**84, 89, 102, 103, 104, 105, 106, 107, 112,**  
**113, 114, 115, 126, 127, 128, 129, 130,**  
**3 B, 22 R, 24.5, 25 R, 30 R, 32 R, 59 R**

[56] **References Cited**  
**U.S. PATENT DOCUMENTS**  
D. 89,936 5/1933 Crossman et al. .... D2/953  
D. 113,890 3/1939 Cowen ..... D2/954  
D. 255,175 6/1980 Iwakata ..... D2/955  
D. 308,904 7/1990 Diaz et al. .... D2/953  
D. 347,935 6/1994 Dolinsky ..... D2/953  
D. 352,156 11/1994 Purdom ..... D2/954

**OTHER PUBLICATIONS**  
Nike: Spring, 1992; p. 87—"Chronicle ¾" on left side of page.  
*Primary Examiner*—Celia Murphy  
*Attorney, Agent, or Firm*—Fish & Richardson P.C.

[57] **CLAIM**  
The ornamental design for a shoe sole, as shown and described.

**DESCRIPTION**  
FIG. 1 is a bottom view of the shoe sole design of the invention;  
FIG. 2 is a side view of the shoe sole of FIG. 1;  
FIG. 3 is the opposite side view of the shoe sole of FIG. 1;  
FIG. 4 is a front view of the shoe sole of FIG. 1; and,  
FIG. 5 is a rear view of the shoe sole of FIG. 1.  
FIG. 6 is a perspective view of the shoe sole of FIG. 1.  
A top view of the shoe sole has not been shown since it is not an element of the design.

**1 Claim, 1 Drawing Sheet**





FIG. 1




FIG. 2




FIG. 3

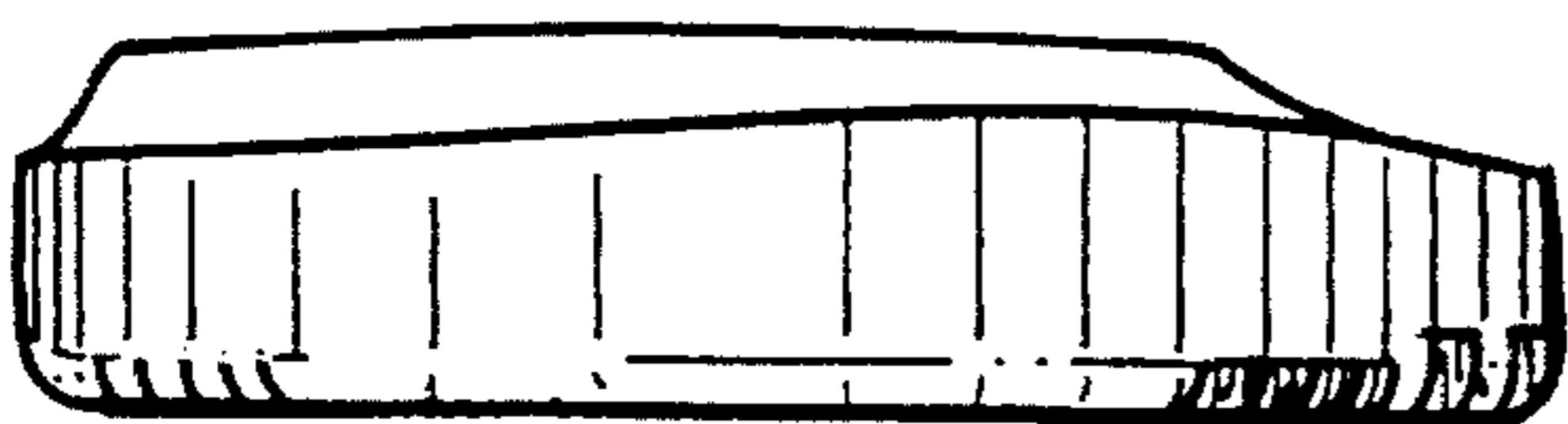


FIG. 4

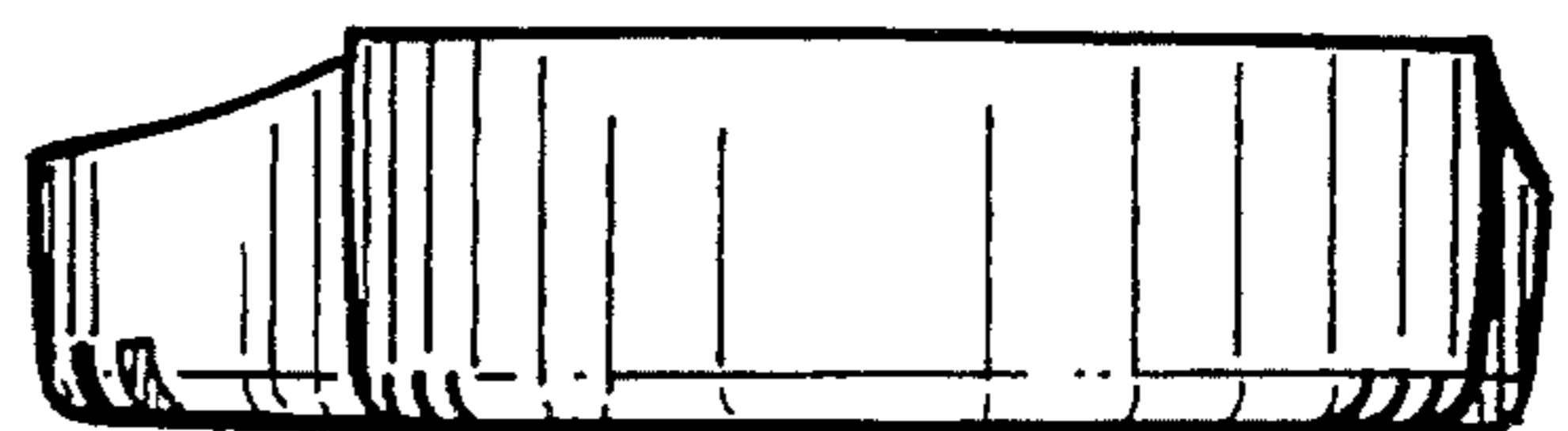


FIG. 5