



US00D372571S

# United States Patent [19]

Venditto, Jr.

[11] Patent Number: **Des. 372,571**

[45] Date of Patent: **\*\*Aug. 13, 1996**

[54] CAP

[76] Inventor: **Rocco Venditto, Jr.**, 10 Leader Dr.,  
Jacobus, Pa. 17407-1314

[\*\*] Term: **14 Years**

[21] Appl. No.: **42,013**

[22] Filed: **Jul. 31, 1995**

[52] U.S. Cl. .... **D2/869**

[58] Field of Search ..... D2/865, 859, 870,  
D2/871, 873; 2/171, 195.1, 200.3, 209.13;  
446/26, 27, 431; D21/128, 136

[56] **References Cited**

**U.S. PATENT DOCUMENTS**

29,006	7/1898	Eckhardt	.....	D2/869
D. 56,990	1/1921	Place	.....	D2/869
D. 80,778	3/1930	Cash	.....	D2/869
D. 86,343	2/1932	Yourek	.....	D2/871
D. 247,333	2/1978	Dame	.....	
D. 251,157	2/1979	Walter	.....	
D. 268,064	3/1983	Paterek	.....	

D. 281,031	10/1985	Gilligan	.....	
D. 283,717	5/1986	Obara	.....	D21/128 X
D. 336,357	6/1993	Gravante	.....	
D. 354,614	1/1995	Chen	.....	D2/869
1,727,484	9/1929	Myers	.....	D2/870 X
4,919,235	2/1991	Warner	.....	

Primary Examiner—Paula A. Mortimer

[57] **CLAIM**

The ornamental design for the a cap, as shown and described.

**DESCRIPTION**

FIG. 1 is a front elevational view of a cap showing my new design;  
FIG. 2 is a rear elevational view thereof;  
FIG. 3 is a left side elevational view thereof;  
FIG. 4 is a right side elevational view thereof;  
FIG. 5 is a top plan view thereof;  
FIG. 6 is a bottom plan view thereof; and,  
FIG. 7 is a cross-sectional view thereof, taken along line 7—7 of FIG. 5.

**1 Claim, 3 Drawing Sheets**

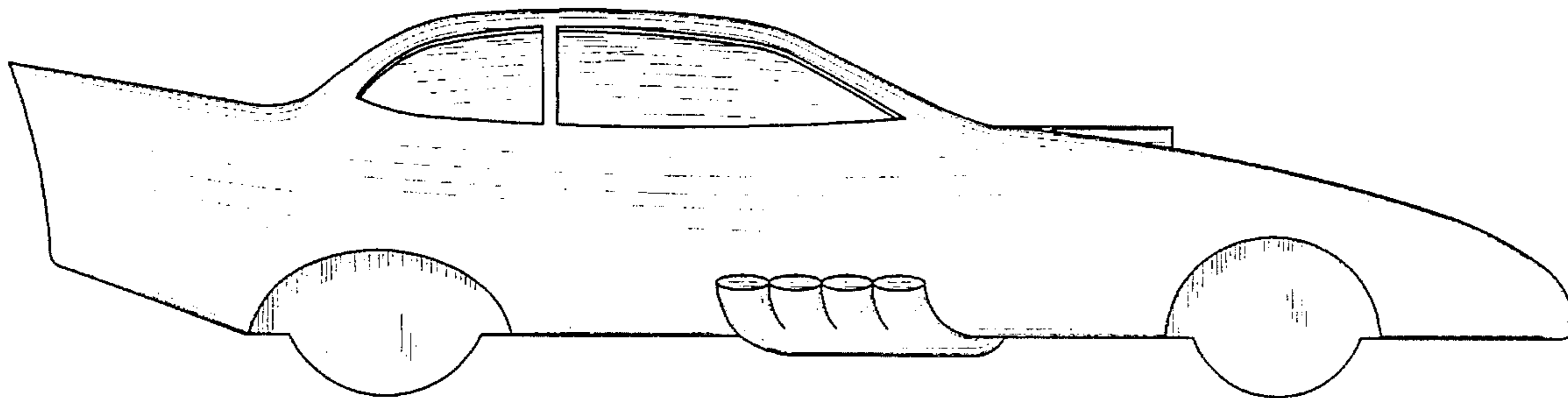


FIG. 1

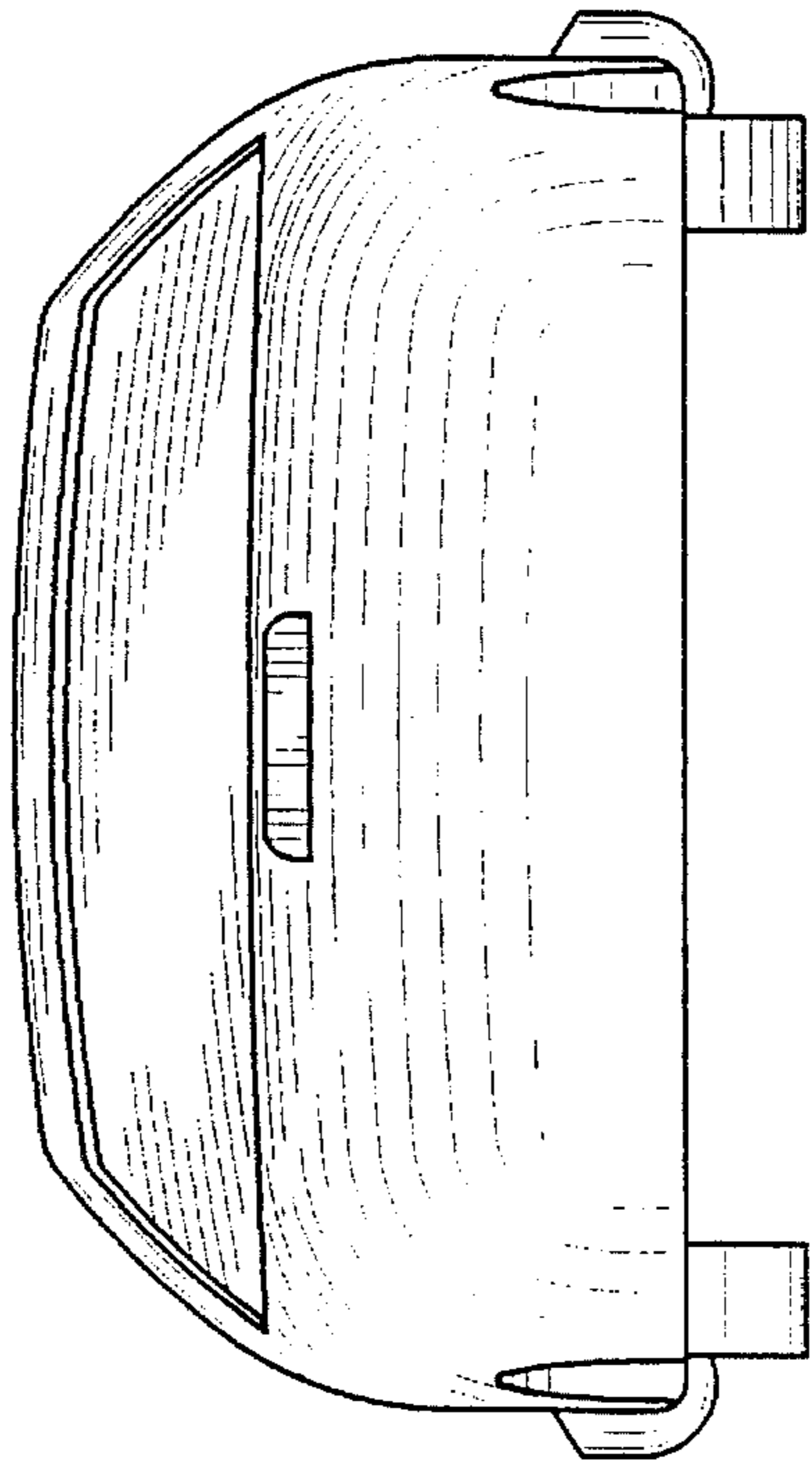


FIG. 2

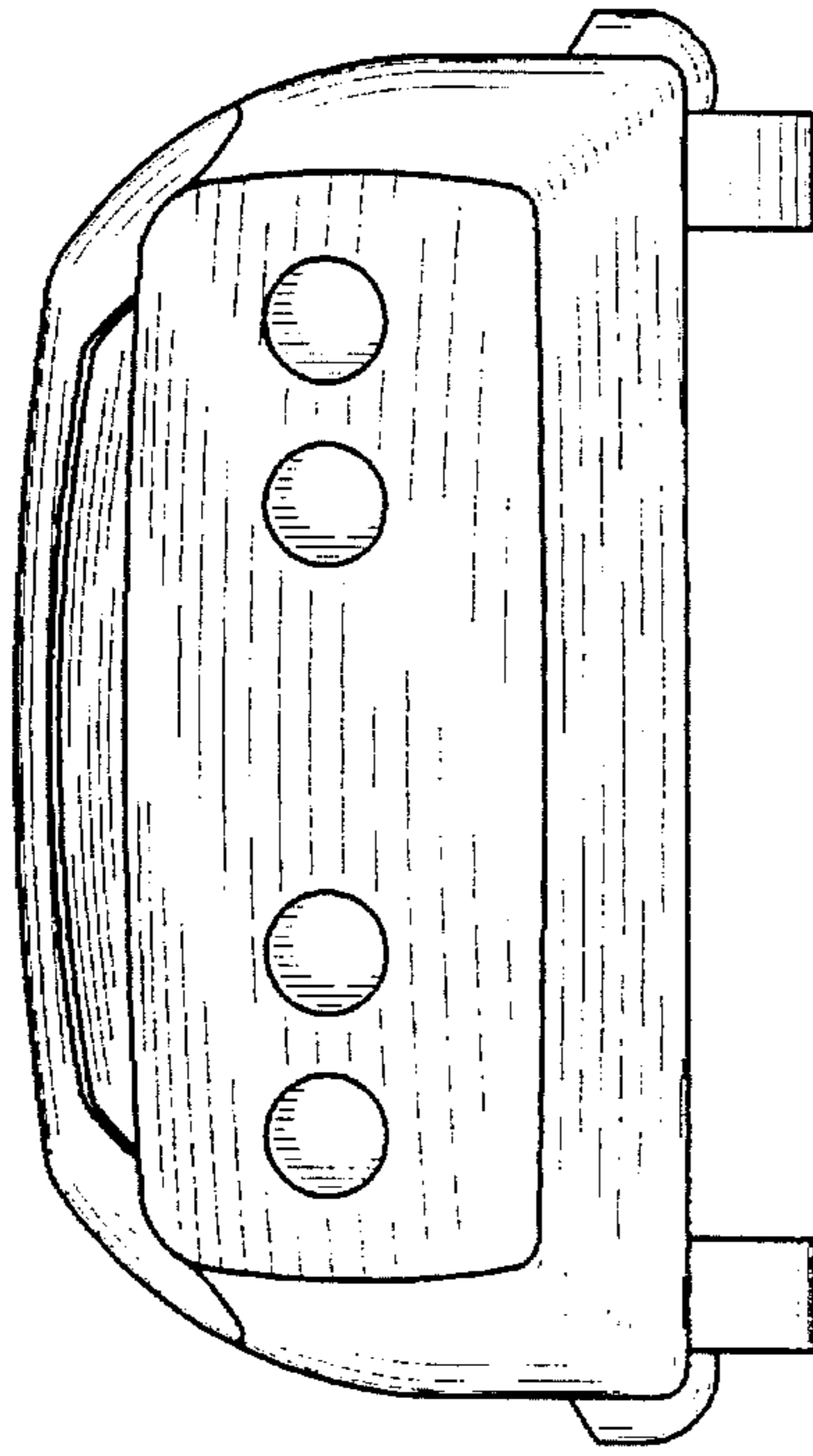


FIG. 3

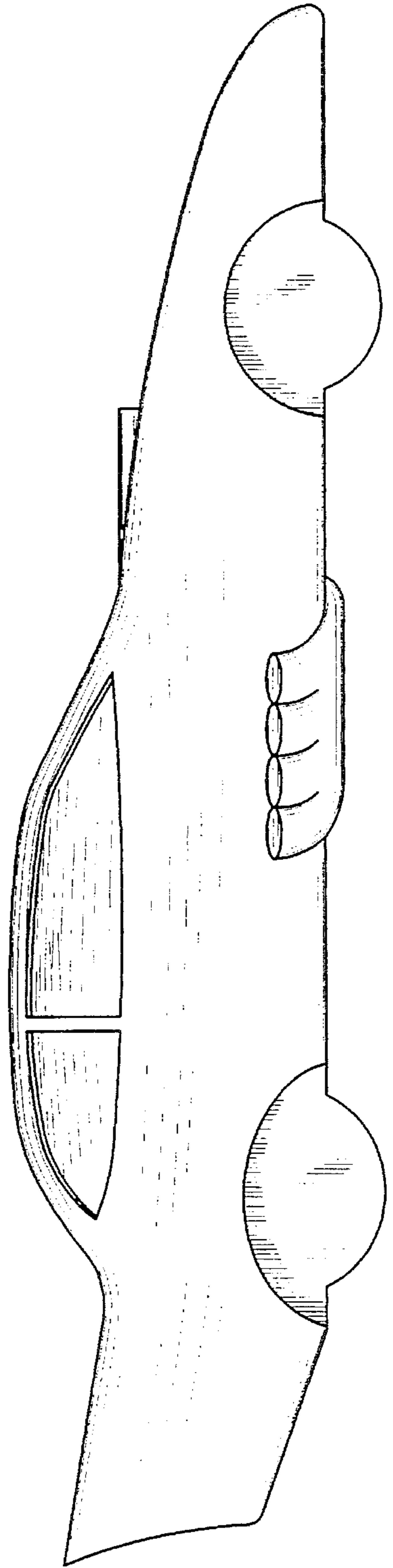


FIG. 4

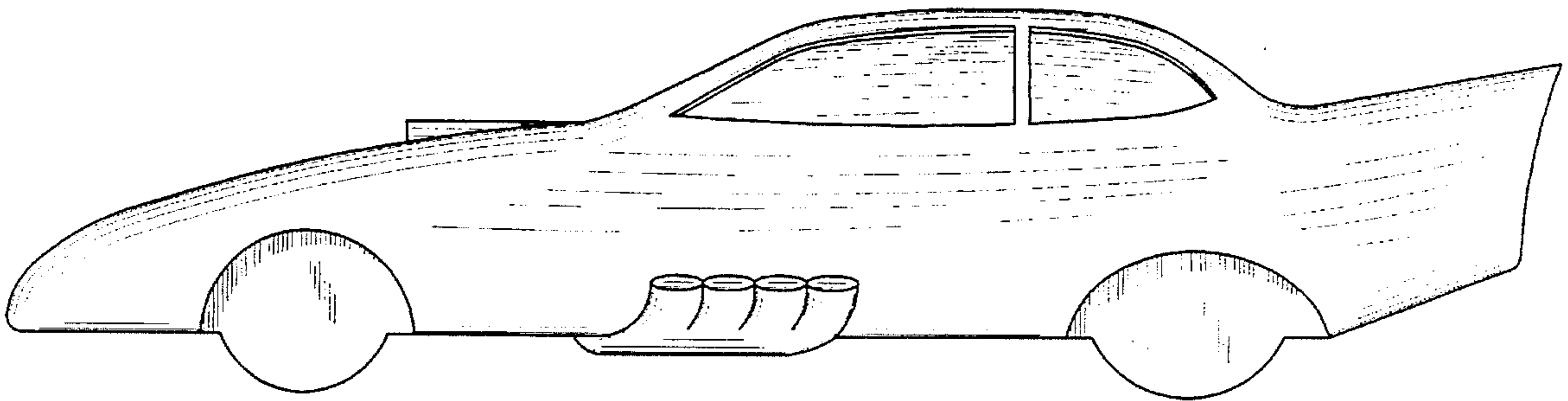


FIG. 5




FIG. 6

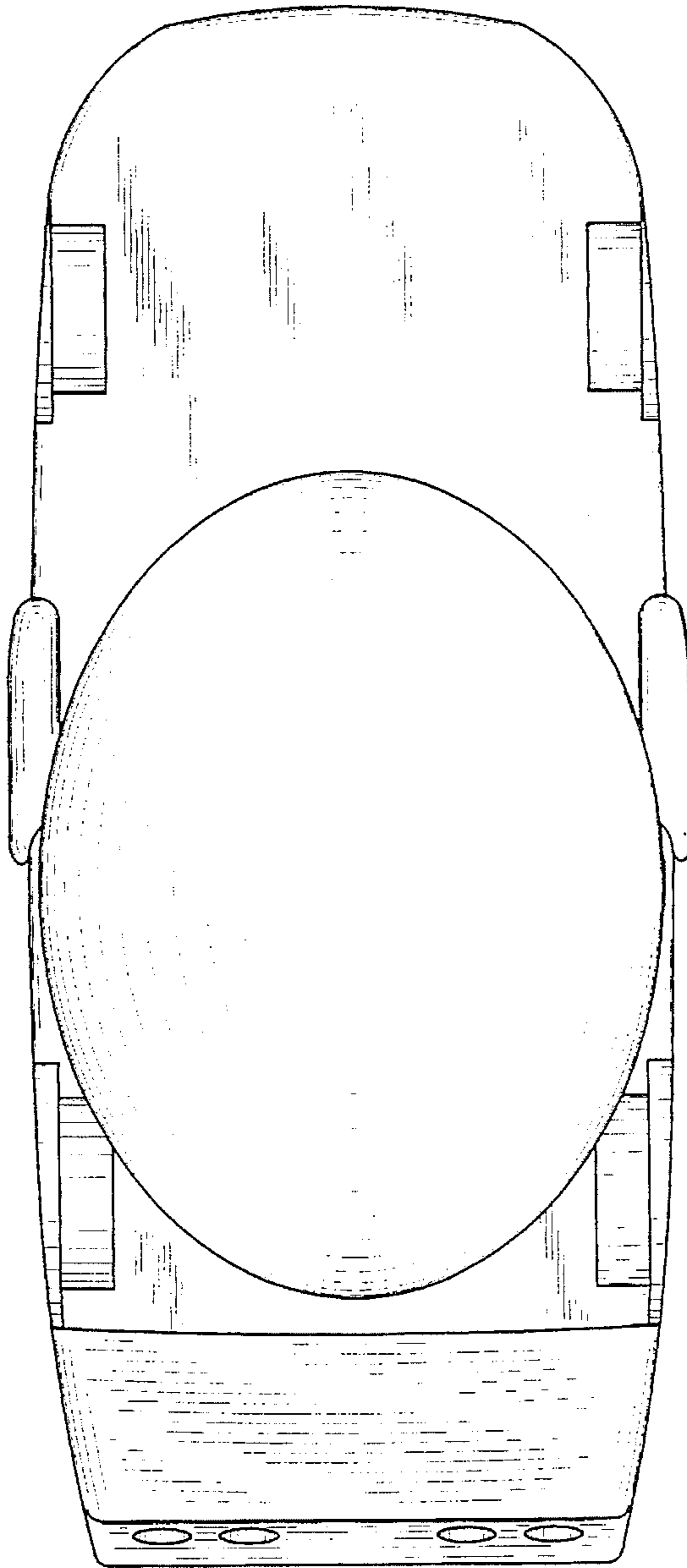


FIG. 7

