



US00D372532S

# United States Patent [19]

[11] Patent Number: **Des. 372,532**

Rossini et al.

[45] Date of Patent: **\*\*Aug. 6, 1996**

[54] **DIAPER FASTENING TAB CLOSURE**

[75] Inventors: **Steven J. Rossini**, Hugo; **Roland R. Midgley**, Minneapolis, both of Minn.

[73] Assignee: **Minnesota Mining and Manufacturing Company**, St. Paul, Minn.

[\*\*] Term: **14 Years**

[21] Appl. No.: **4,709**

[22] Filed: **Feb. 11, 1993**

[52] U.S. Cl. .... **D24/126**

[58] Field of Search ..... D24/124, 126, D24/125; 604/393, 394, 396, 358-362, 364-377, 385.1, 385.2, 386-390; 40/299, 641; 220/269; 229/123.1, 123.2, 233, 238

[56] **References Cited**

**U.S. PATENT DOCUMENTS**

1,658,263	2/1928	Stanley	40/299
3,848,594	11/1974	Buell	128/284
3,920,016	11/1975	Mesek et al.	604/365 X
3,948,268	4/1976	Karami	604/366 X
4,055,182	10/1977	Mack	604/365

**FOREIGN PATENT DOCUMENTS**

0379850	8/1990	European Pat. Off.
2185383	9/1987	United Kingdom
2206506	1/1989	United Kingdom

Primary Examiner—Stella Reid

Attorney, Agent, or Firm—Gary L. Griswold; Walter N. Kim; William J. Bond

[57] **CLAIM**

The ornamental design for a diaper fastening tab closure, as shown and described.

**DESCRIPTION**

FIG. 1 is a front and rear elevational view of a diaper fastening tab closure, showing our new design, which front and rear views are identical;

FIG. 2 is a front and rear elevational view of a second embodiment of a fastening tab showing my new design which front and rear views are identical;

FIG. 3 is a front and rear elevational view of a third embodiment of a fastening tab showing my new design which front and rear views are identical;

FIG. 4 is a side elevational of the fastening tab of FIG. 1, the other side is identical;

FIG. 5 is a bottom plan view of the fastening tabs of FIGS. 1-3;

FIG. 6 is a top plan view of the fastening tab of FIG. 1;

FIG. 7 is a side elevational view of the fastening tab in FIG. 2, the other side is identical;

FIG. 8 is a top plan view of the fastening tab of FIG. 2;

FIG. 9 is a side elevational view of the fastening tab of FIG. 3, the other side is identical; and,

FIG. 10 is a top plan view of the fastening tab of FIG. 3.

**1 Claim, 1 Drawing Sheet**






FIG.6



FIG.8



FIG.10




FIG.1




FIG.2




FIG.3



FIG.4



FIG.7



FIG.9



FIG.5