



US00D372513S

United States Patent [19]
Schneidmiller

[11] **Patent Number:** **Des. 372,513**

[45] **Date of Patent:** ****Aug. 6, 1996**

[54] **TOP PORTION OF A YELLOW JACKET CONTROL TRAP**

| | | | |
|-----------|---------|---------------------|--------|
| 3,803,753 | 4/1974 | Feign et al. | 43/121 |
| 4,551,941 | 11/1985 | Schneidmiller | 43/107 |
| 4,908,977 | 3/1990 | Foster | 43/107 |
| 4,930,251 | 6/1990 | Crisanti | 43/107 |

[75] Inventor: **Rodney G. Schneidmiller**, Veradale, Wash.

Primary Examiner—Doris V. Coles
Attorney, Agent, or Firm—Lee & Hayes, PLLC

[73] Assignee: **Sterling International, Inc.**, Veradale, Wash.

[57] **CLAIM**

[**] Term: **14 Years**

The ornamental design for a top portion of yellow jacket control trap, as shown and described.

[21] Appl. No.: **34,227**

DESCRIPTION

[22] Filed: **Jan. 30, 1995**

[52] U.S. Cl. **D22/122; D22/119**

[58] **Field of Search** D22/119-123;
43/107, 110, 114, 121, 122, 124, 131, 129,
132.1

FIG. 1 is a front and sides elevational view of a top portion of yellow jacket control trap, showing my new design, with the opposing rear and sides being a mirror image thereof; FIG. 2 is a top plan view thereof; FIG. 3 is a bottom plan view thereof; and, FIG. 4 is a perspective view thereof.

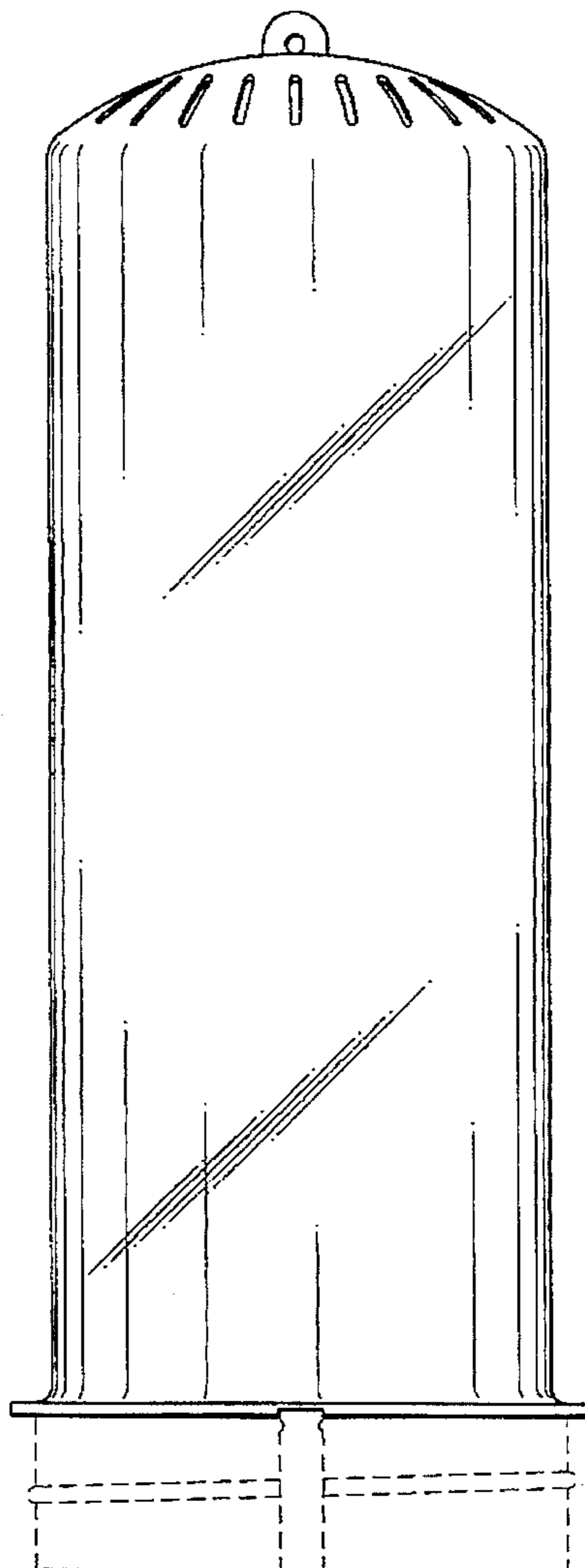
The broken line showing of environment in FIGS. 1, 3, and 4 is for illustrative purposes only and forms no part of the claimed design.

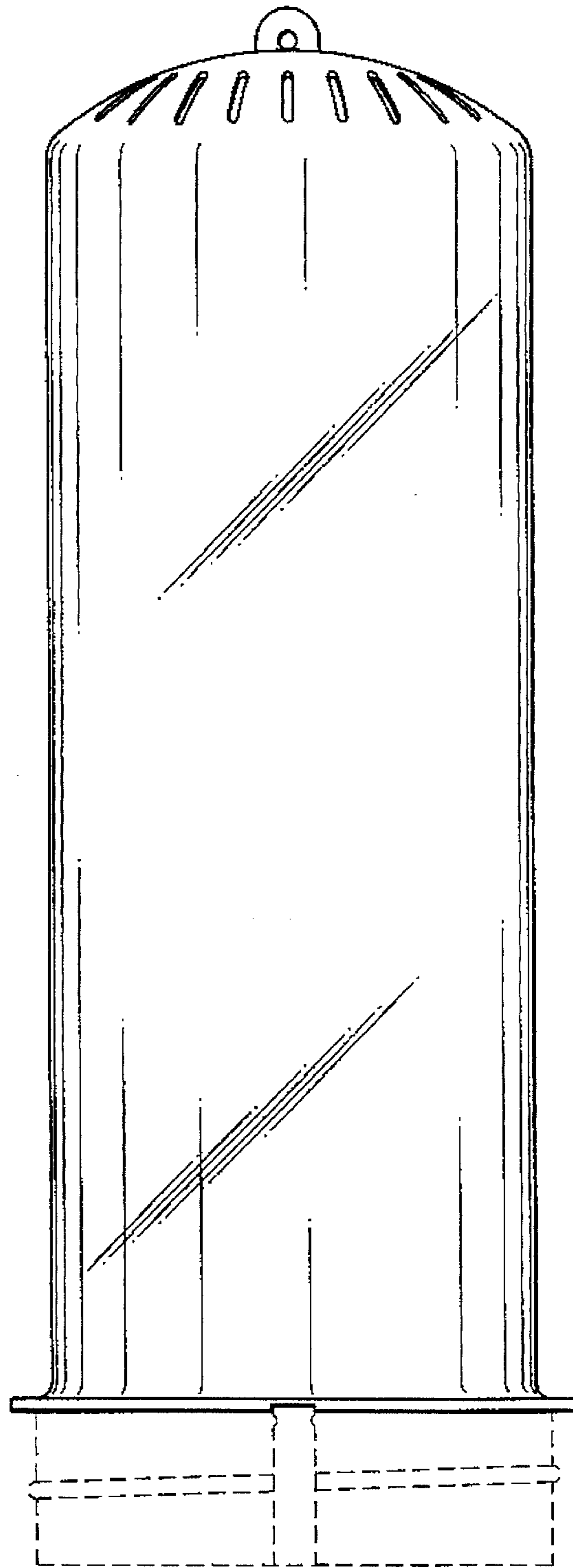
[56] **References Cited**

U.S. PATENT DOCUMENTS

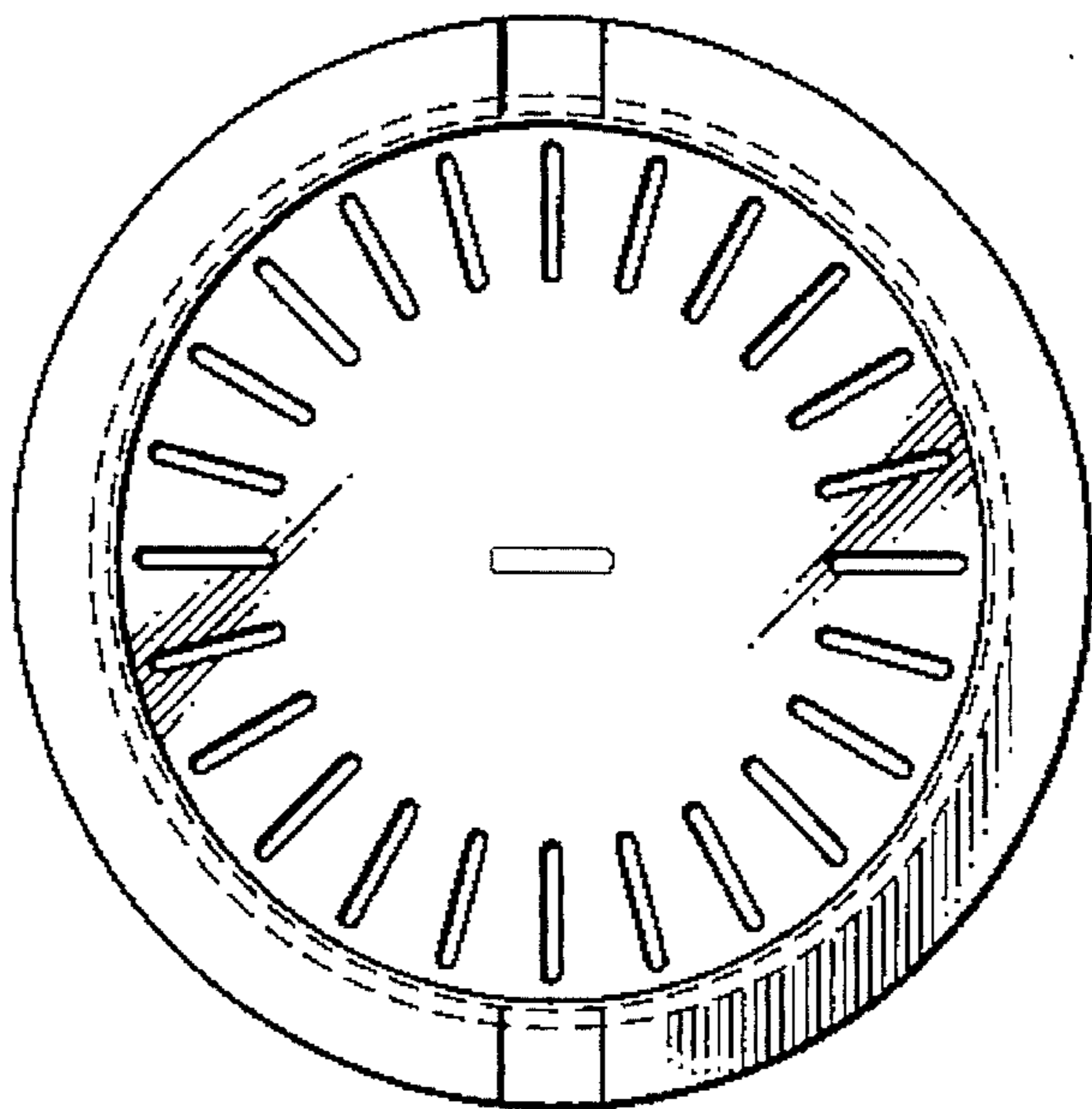
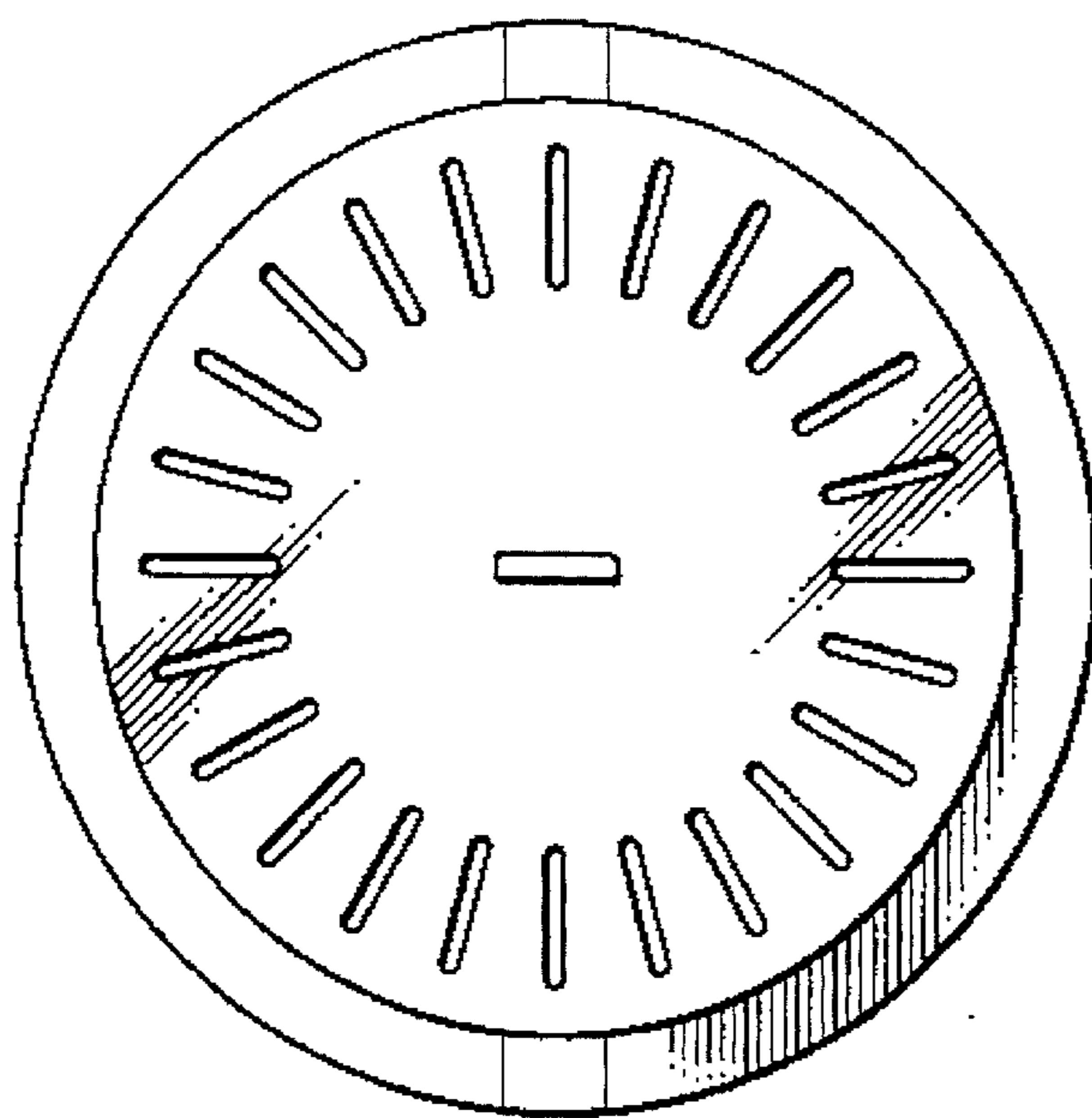
| | | | |
|------------|--------|----------------------|---------|
| D. 347,676 | 6/1994 | Van Wallendael | D22/122 |
| 722,143 | 3/1903 | Raymond | 43/122 |
| 2,799,116 | 7/1957 | Leftwich | 43/129 |


1 Claim, 3 Drawing Sheets





II II II II II





11 11 11 11