



US00D372502S

**United States Patent** [19]

[11] **Patent Number: Des. 372,502**

**Davis**

[45] **Date of Patent: \*\*Aug. 6, 1996**

[54] **COMMUNICATION BOARD**

1,406,431 2/1922 Weiss ..... 273/161  
4,753,439 6/1988 O'Brian ..... 273/161

[76] Inventor: **Jerilynn F. Davis**, 160 Luella Dr., Pleasant Hill, Calif. 94523

*Primary Examiner*—Sandra L. Morris  
*Attorney, Agent, or Firm*—Bielen, Peterson & Lampe

[\*\*] Term: **14 Years**

[57] **CLAIM**

[21] Appl. No.: **21,727**

The ornamental design for a communication board, as shown and described.

[22] Filed: **Apr. 22, 1994**

[52] U.S. Cl. .... **D21/32; D21/30**

**DESCRIPTION**

[58] Field of Search ..... D21/14-36; 273/161, 273/236-285

FIG. 1 is a front elevational view of a communication board, showing my new design, the broken line showing of the indicia is for illustrative purposes only, and forms no part of the claimed design;

[56] **References Cited**

**U.S. PATENT DOCUMENTS**

|            |         |          |       |         |
|------------|---------|----------|-------|---------|
| D. 55,593  | 7/1920  | Crockett | ..... | D21/25  |
| D. 259,943 | 7/1981  | Hansen   | ..... | D21/35  |
| 446,054    | 2/1891  | Bond     | ..... | D21/25  |
| 462,819    | 11/1891 | Kennard  | ..... | 273/161 |
| 1,125,833  | 1/1915  | Fuld     | ..... | 273/161 |
| 1,210,614  | 1/1917  | Dorer    | ..... | D21/22  |

FIG. 2 is a rear elevational view thereof;  
FIG. 3 is a left side elevational view thereof;  
FIG. 4 is a right side elevational view thereof;  
FIG. 5 is a top plan view thereof; and,  
FIG. 6 is a bottom plan view thereof.

**1 Claim, 3 Drawing Sheets**



FIG. 1



FIG. 2

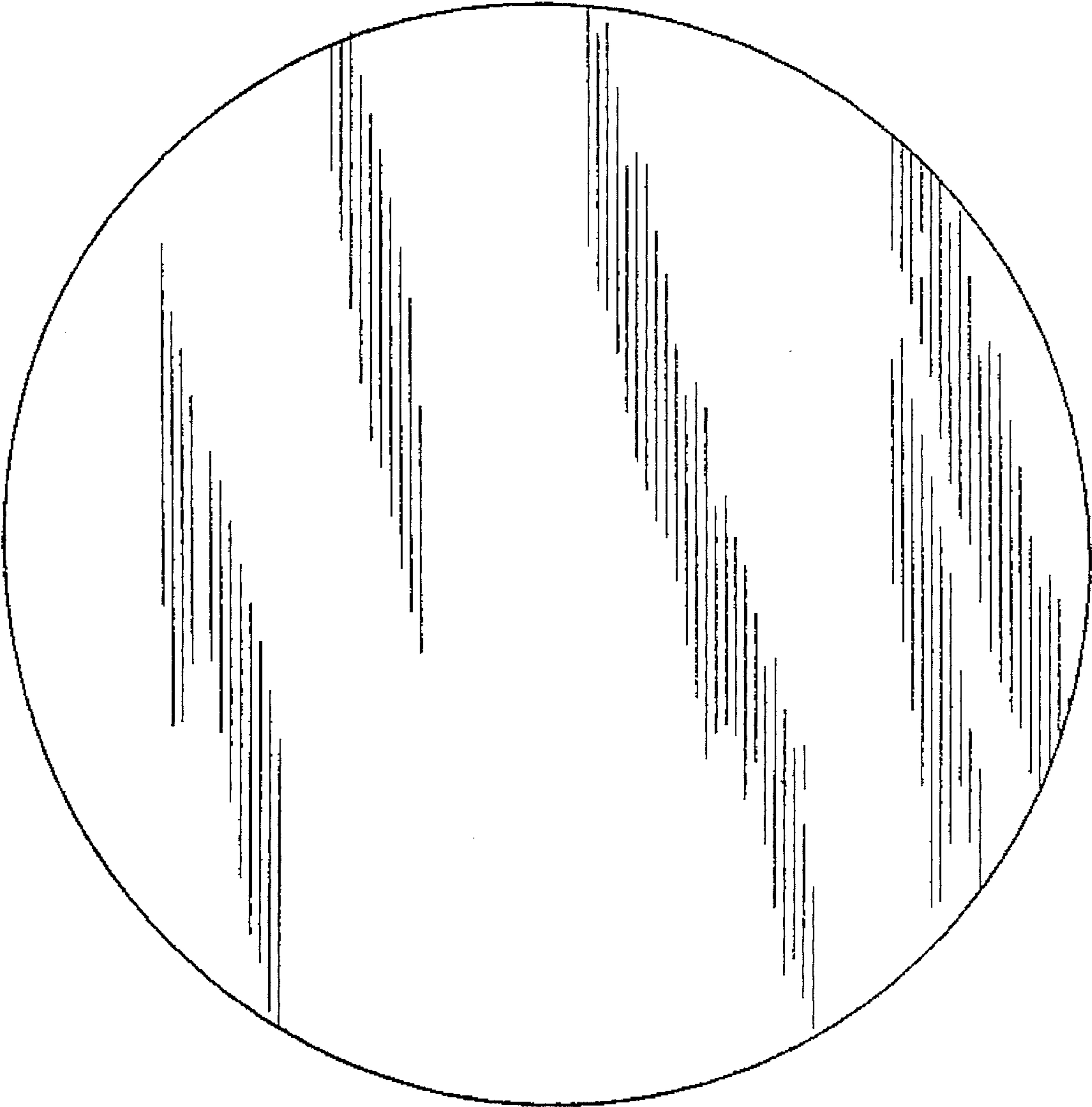


FIG. 3




FIG. 4

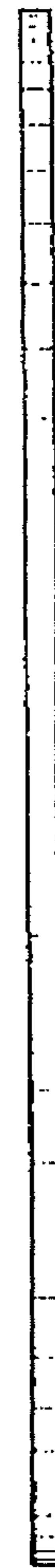


FIG. 5




FIG. 6

