



US00D372491S

United States Patent [19]
DeCola

[11] **Patent Number: Des. 372,491**
[45] **Date of Patent: *** Aug. 6, 1996**

[54] **GUITAR BODY**

- [75] Inventor: **James B. DeCola**, Meridian, Miss.
[73] Assignee: **Peavey Electronics Corporation**,
Meridian, Miss.
[*] Notice: The portion of the term of this patent
subsequent to Sep. 12, 2009, has been
disclaimed.
[**] Term: **14 Years**
[21] Appl. No.: **31,558**
[22] Filed: **Nov. 21, 1994**
[52] U.S. Cl. **D17/20**
[58] Field of Search D17/14, 15, 18,
D17/19, 20; 84/267, 291-293

[56] **References Cited**

U.S. PATENT DOCUMENTS

D. 274,733	7/1984	Hampton et al.	D17/14
D. 278,349	4/1985	Peavey et al.	D17/14
D. 335,890	5/1993	Riboloff	17/20
3,771,408	11/1973	Wright	84/291
4,815,355	3/1989	Cavaness	84/291

OTHER PUBLICATIONS

Music Trades, Aug. 1987 p. 84 (Allparts guitar body).
American Musical Supply Catalog, 1987-1988 p. 17 (stra-
tocaster style guitar body).

Primary Examiner—Terry A. Wallace

Assistant Examiner—Adir Aronovich

Attorney, Agent, or Firm—Watson Cole Stevens Davis,
P.L.L.C.

[57] **CLAIM**

The ornamental design for a guitar body, as shown and
described.

DESCRIPTION

FIG. 1 is a top plan view of a guitar body showing my new
design;

FIG. 2 is a bottom plan view thereof;

FIG. 3 is a left side elevation of view thereof;

FIG. 4 is a right side elevation of view thereof;

FIG. 5 is a lower end elevational view thereof; and,

FIG. 6 is an upper end elevational view thereof.

The broken line showing of guitar hardware is for illustra-
tive purposes only and forms no part of the claimed design.

1 Claim, 2 Drawing Sheets

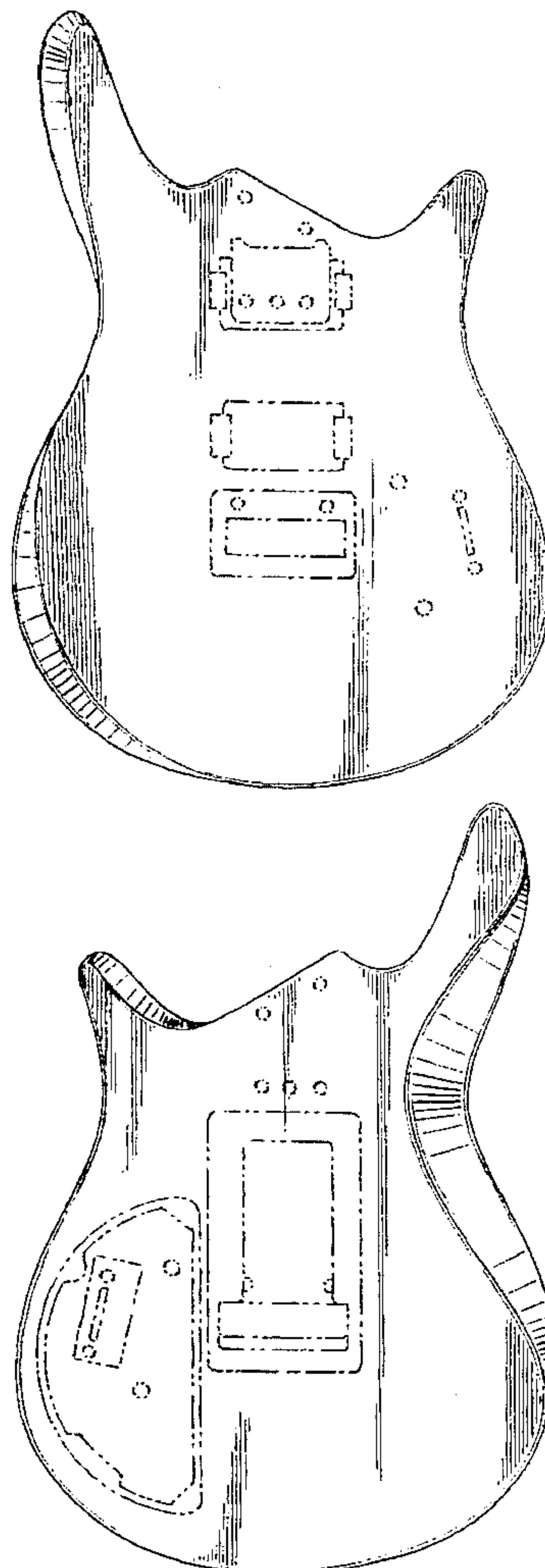


FIG. 1

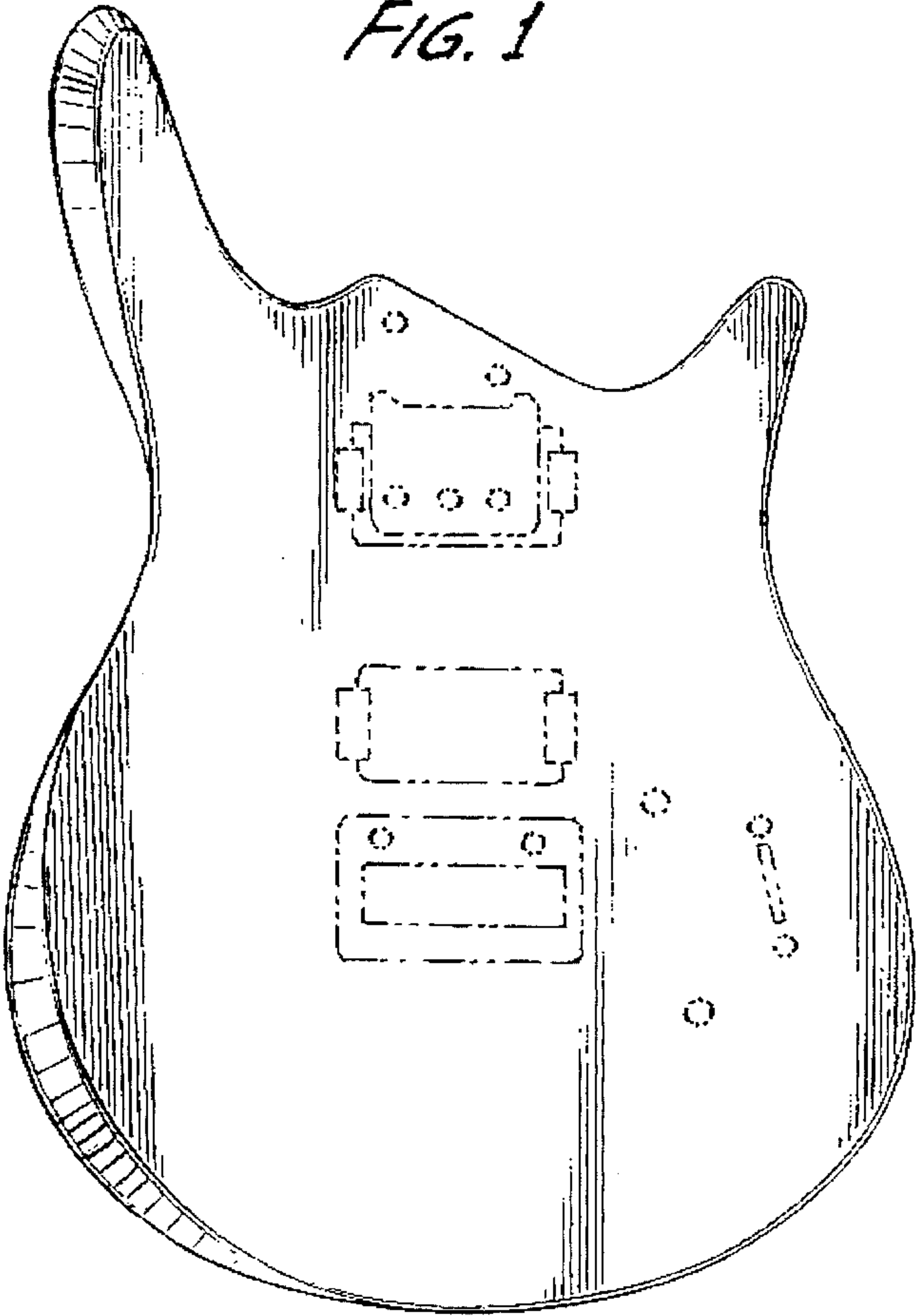


FIG. 2

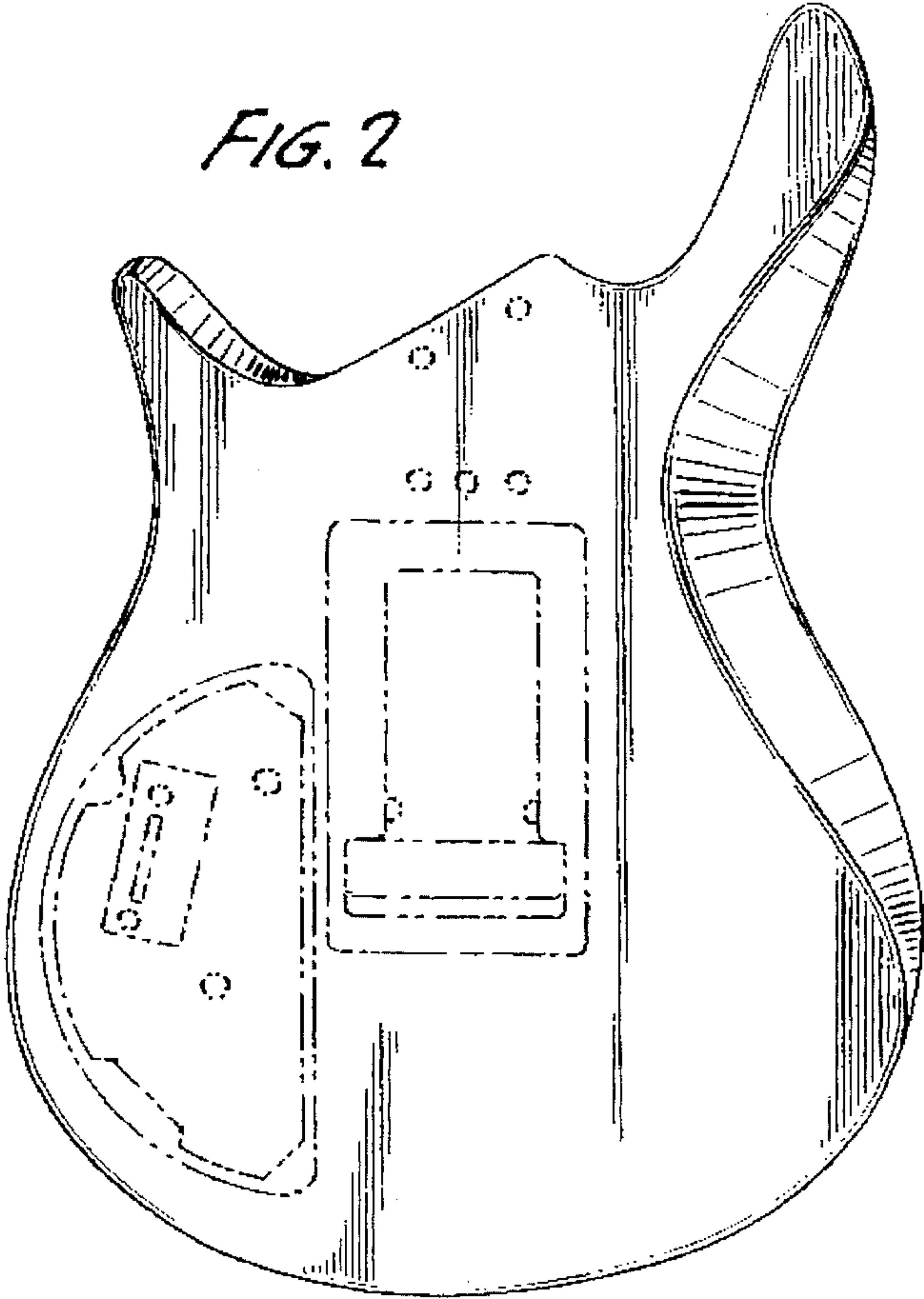


FIG. 3



FIG. 4

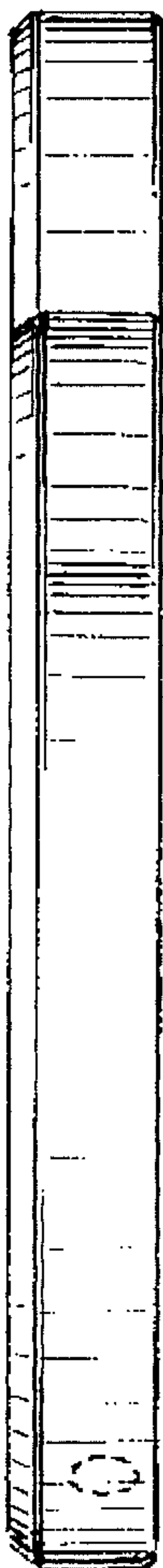


FIG. 5




FIG. 6

