



US00D372474S

United States Patent [19]

[11] Patent Number: **Des. 372,474**

Ford et al.

[45] Date of Patent: ****Aug. 6, 1996**

- [54] **SHOWER TELEPHONE BASE UNIT**
- [75] Inventors: **Joseph E. Ford**, Cary; **Donald N. Jursich**, Chicago, both of Ill.;
Raymond Chan, Vancouver, Canada
- [73] Assignee: **Jing Mei Industrial Holdings, Ltd.**,
Cook Islands
- [**] Term: **14 Years**
- [21] Appl. No.: **40,339**
- [22] Filed: **Jun. 15, 1995**
- [52] U.S. Cl. **D14/149; D13/184; D14/240**
- [58] Field of Search 379/419, 420,
379/428, 440, 58-61, 63, 441, 442; D14/10,
107, 140, 137, 142, 155, 149, 159, 188,
240, 241, 250; D10/106; 361/600, 679,
724, 728

D. 331,573	12/1992	Iino	D14/107
D. 353,372	12/1994	Delhaes	D14/149
D. 355,654	2/1995	Koulopoulos	D14/188
D. 362,003	9/1995	Claudio	D14/240
D. 363,722	10/1995	Aldridge et al.	D14/240 X
2,453,192	11/1948	Bryant	179/179
2,538,419	1/1951	Huston et al.	179/156
3,962,555	6/1976	Efaw	179/185
4,071,040	1/1978	Moriarty	137/199
4,920,564	4/1990	Allkins	379/437
5,025,921	6/1991	Gasparaitis et al.	206/320
5,220,598	6/1993	Bock	379/110
5,329,650	7/1994	Zaccai et al.	4/605

Primary Examiner—Jeffrey Asch
Attorney, Agent, or Firm—Thomas W. Tolpin

[57] CLAIM

The ornamental design for a shower telephone base unit, as shown.

DESCRIPTION

FIG. 1 is a perspective view of a shower telephone base unit showing our new design;
FIG. 2 is a top view thereof;
FIG. 3 is a left side view thereof;
FIG. 4 is a front view thereof;
FIG. 5 is a right side view thereof;
FIG. 6 is a bottom view thereof; and,
FIG. 7 is a back view thereof.

1 Claim, 2 Drawing Sheets

[56] References Cited U.S. PATENT DOCUMENTS

D. 206,507	12/1966	Malespina	D10/106
D. 212,001	8/1968	Roberts	D14/159
D. 224,416	7/1972	Genaro et al.	D14/250
D. 263,957	4/1982	Pemberton	D14/107
D. 275,101	8/1984	Read	D14/240
D. 289,286	4/1987	Aldrich et al.	D14/240
D. 289,644	5/1987	Aldrich et al.	D14/240
D. 317,452	6/1991	Garab	D14/250
D. 321,885	11/1991	Sheldrake	D14/253

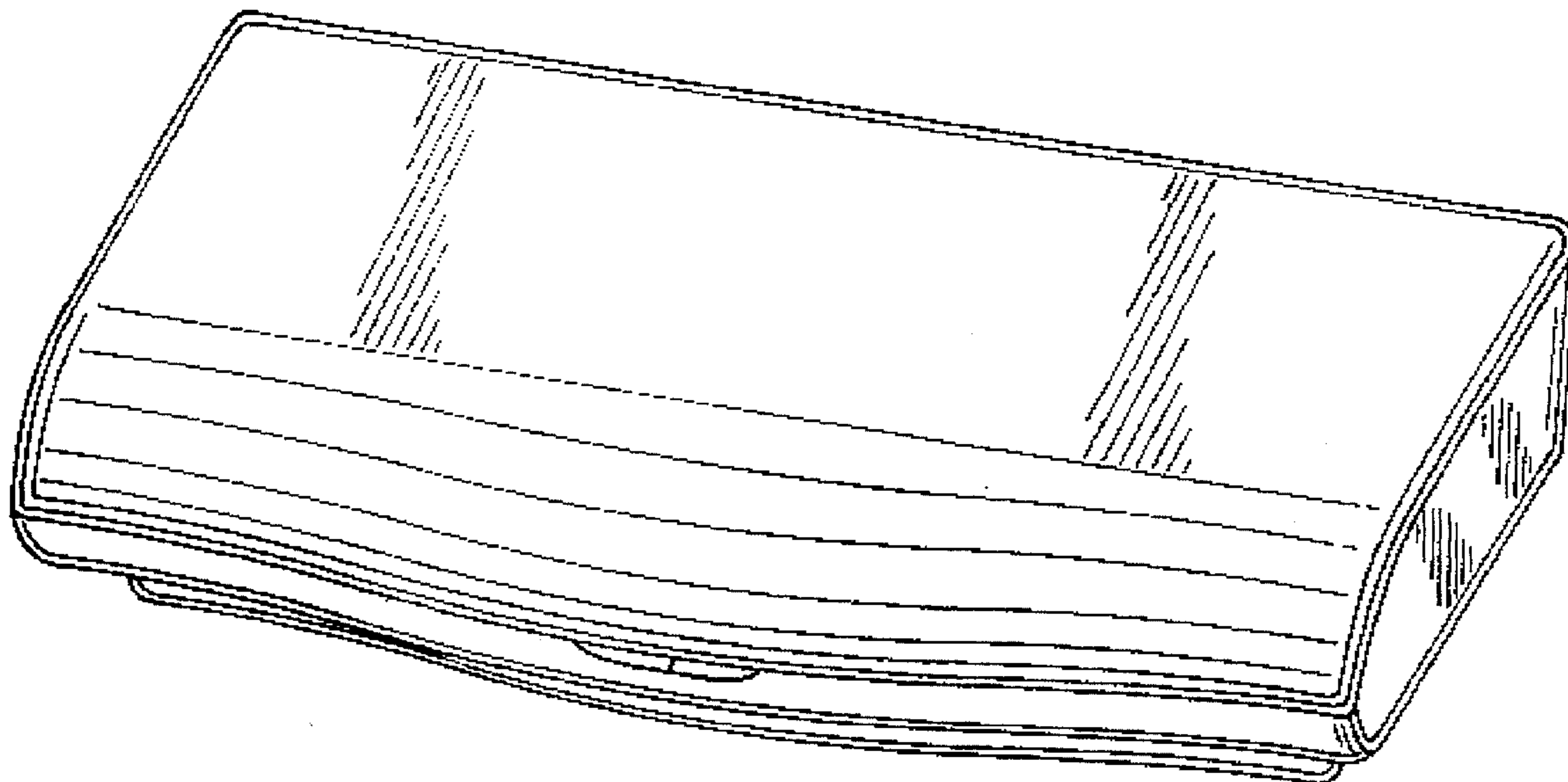


FIG. 1

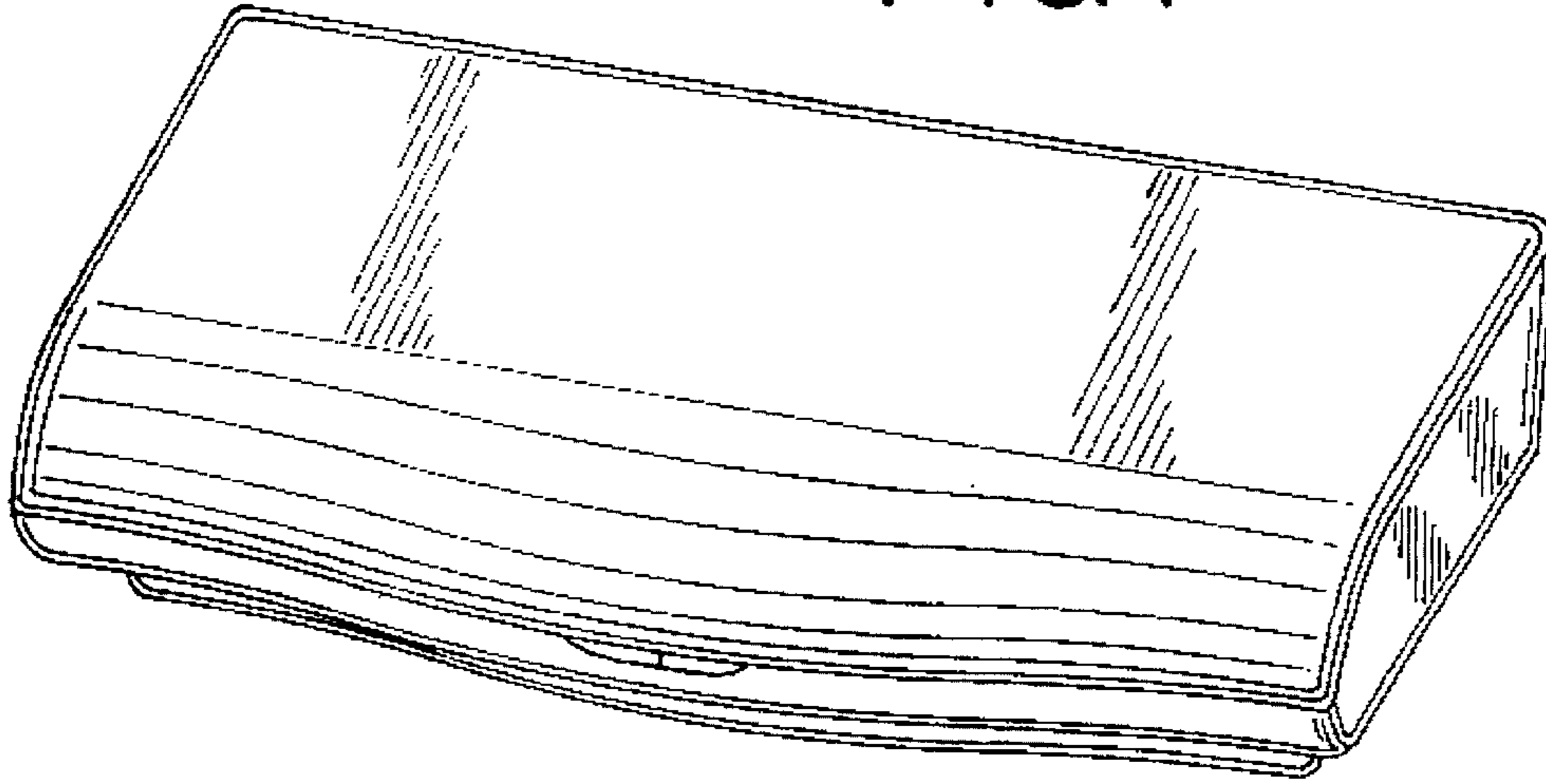


FIG. 2

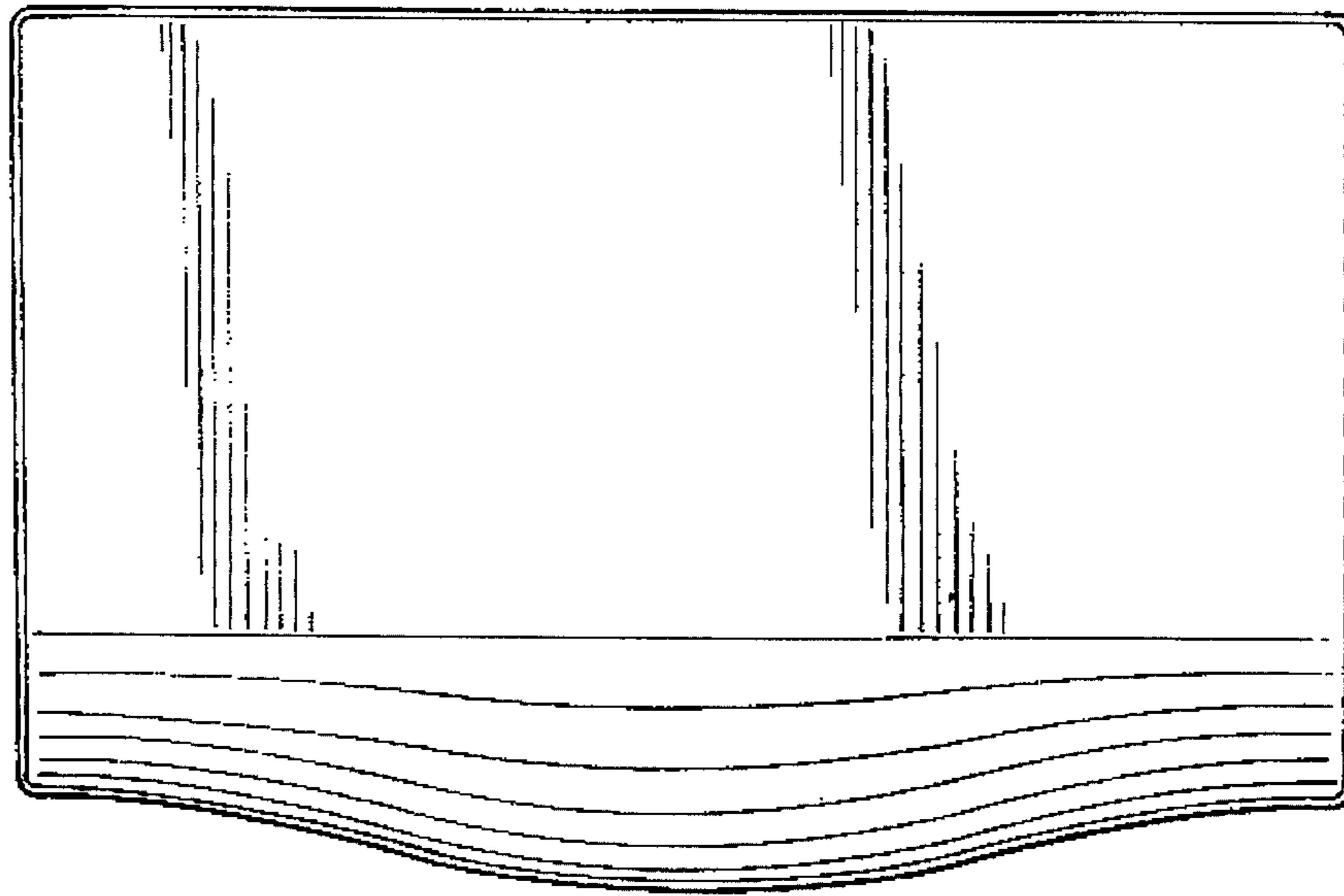


FIG. 3




FIG. 4

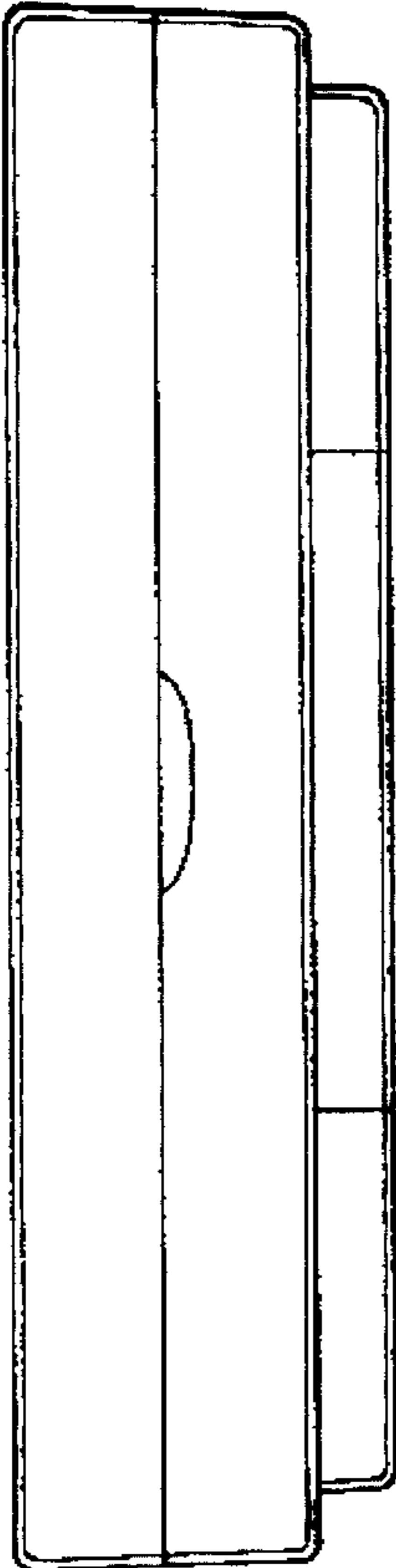


FIG. 5

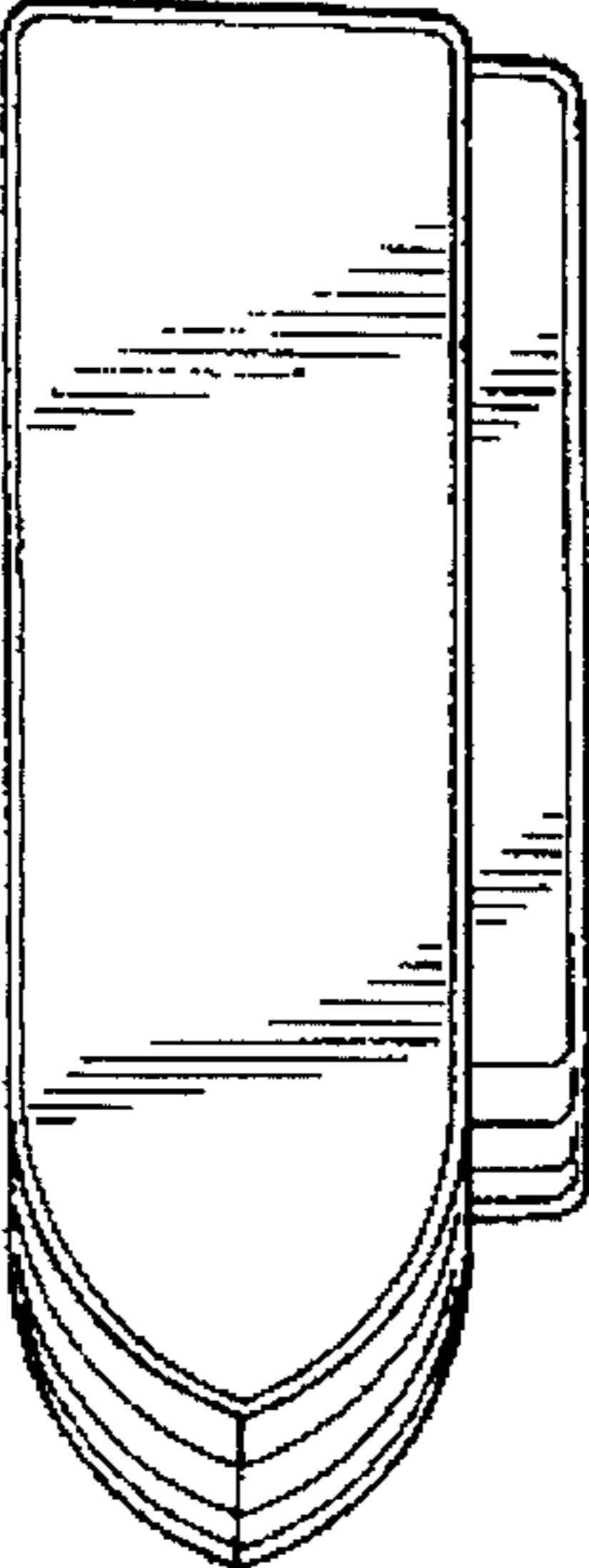


FIG. 6

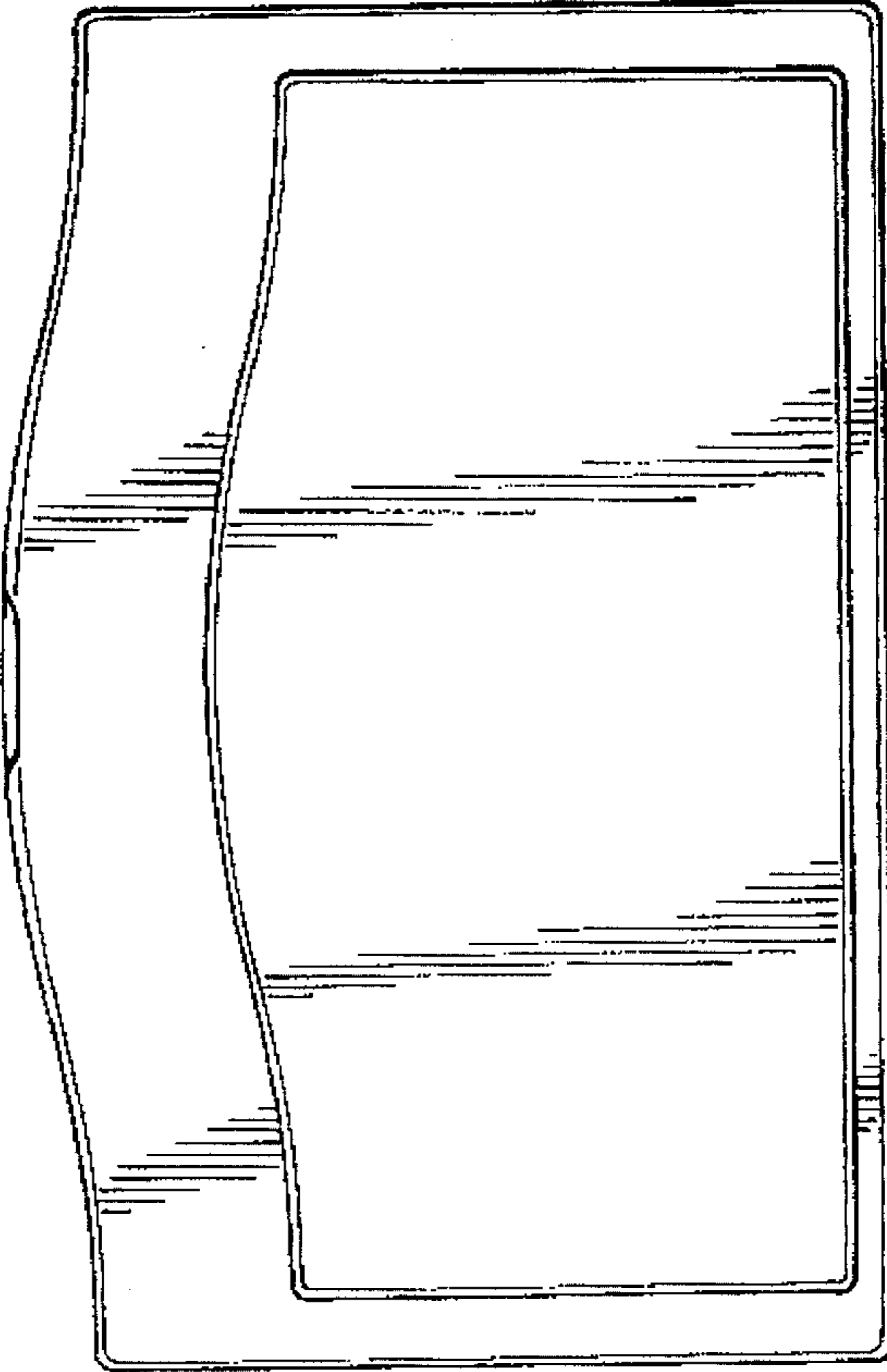
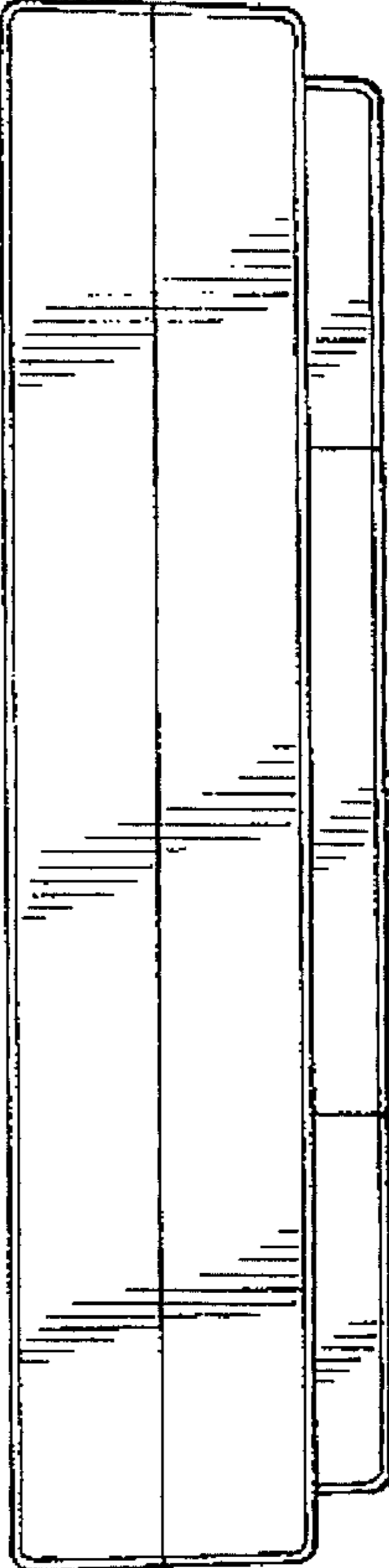


FIG. 7



UNITED STATES PATENT AND TRADEMARK OFFICE
CERTIFICATE OF CORRECTION

PATENT NO. : Des. 372,474

Page 1 of 4

DATED : Aug. 6, 1996

INVENTOR(S) : Joseph E. Ford, et al

It is certified that error appears in the above-identified patent and that said Letters Patent is hereby corrected as shown below:

The title page should be deleted and substitute therefor the attached title page.

The drawing sheets, consisting of Figs. 1 - 7 , should be deleted to be replaced with the drawing sheets, consisting of Figs. 1 - 7, as shown on the attached pages.

Signed and Sealed this

Twenty-fourth Day of December, 1996



Attest:

BRUCE LEHMAN

Attesting Officer

Commissioner of Patents and Trademarks

[54] **SHOWER TELEPHONE BASE UNIT**

[75] **Inventors:** **Joseph E. Ford, Cary; Donald N. Jursich, Chicago, both of Ill.; Raymond Chan, Vancouver, Canada**

[73] **Assignee:** **Jing Mei Industrial Holdings, Ltd., Cook Islands**

[**] **Term:** **14 Years**

[21] **Appl. No.:** **40,339**

[22] **Filed:** **Jun. 15, 1995**

[52] **U.S. Cl.** **D14/149; D13/184; D14/240**

[58] **Field of Search** **379/419, 420, 379/428, 440, 58-61, 63, 441, 442; D14/10, 107, 140, 137, 142, 155, 149, 159, 188, 240, 241, 250; D10/106; 361/600, 679, 724, 728**

D. 331,573	12/1992	Iino	D14/107
D. 353,372	12/1994	Delhaes	D14/149
D. 355,654	2/1995	Koulopoulos	D14/188
D. 362,003	9/1995	Claudio	D14/240
D. 363,722	10/1995	Aldridge et al.	D14/240 X
2,453,192	11/1948	Bryant	179/179
2,538,419	1/1951	Huston et al.	179/156
3,962,555	6/1976	Efaw	179/185
4,071,040	1/1978	Moriarty	137/199
4,920,564	4/1990	Allkins	379/437
5,025,921	6/1991	Gasparatis et al.	206/320
5,220,598	6/1993	Bock	379/110
5,329,650	7/1994	Zaccai et al.	4/605

Primary Examiner—Jeffrey Asch
Attorney, Agent, or Firm—Thomas W. Tolpin

[57] **CLAIM**

The ornamental design for a shower telephone base unit, as shown.

DESCRIPTION

FIG. 1 is a perspective view of a shower telephone base unit showing our new design;
FIG. 2 is a top view thereof;
FIG. 3 is a left side view thereof;
FIG. 4 is a front view thereof;
FIG. 5 is a right side view thereof;
FIG. 6 is a bottom view thereof; and,
FIG. 7 is a back view thereof.

1 Claim, 2 Drawing Sheets

[56] **References Cited**

U.S. PATENT DOCUMENTS

D. 206,507	12/1966	Malespina	D10/106
D. 212,001	8/1968	Roberts	D14/159
D. 224,416	7/1972	Genaro et al.	D14/250
D. 263,957	4/1982	Pemberton	D14/107
D. 275,101	8/1984	Read	D14/240
D. 289,286	4/1987	Aldrich et al.	D14/240
D. 289,644	5/1987	Aldrich et al.	D14/240
D. 317,452	6/1991	Garab	D14/250
D. 321,885	11/1991	Sheldrake	D14/253

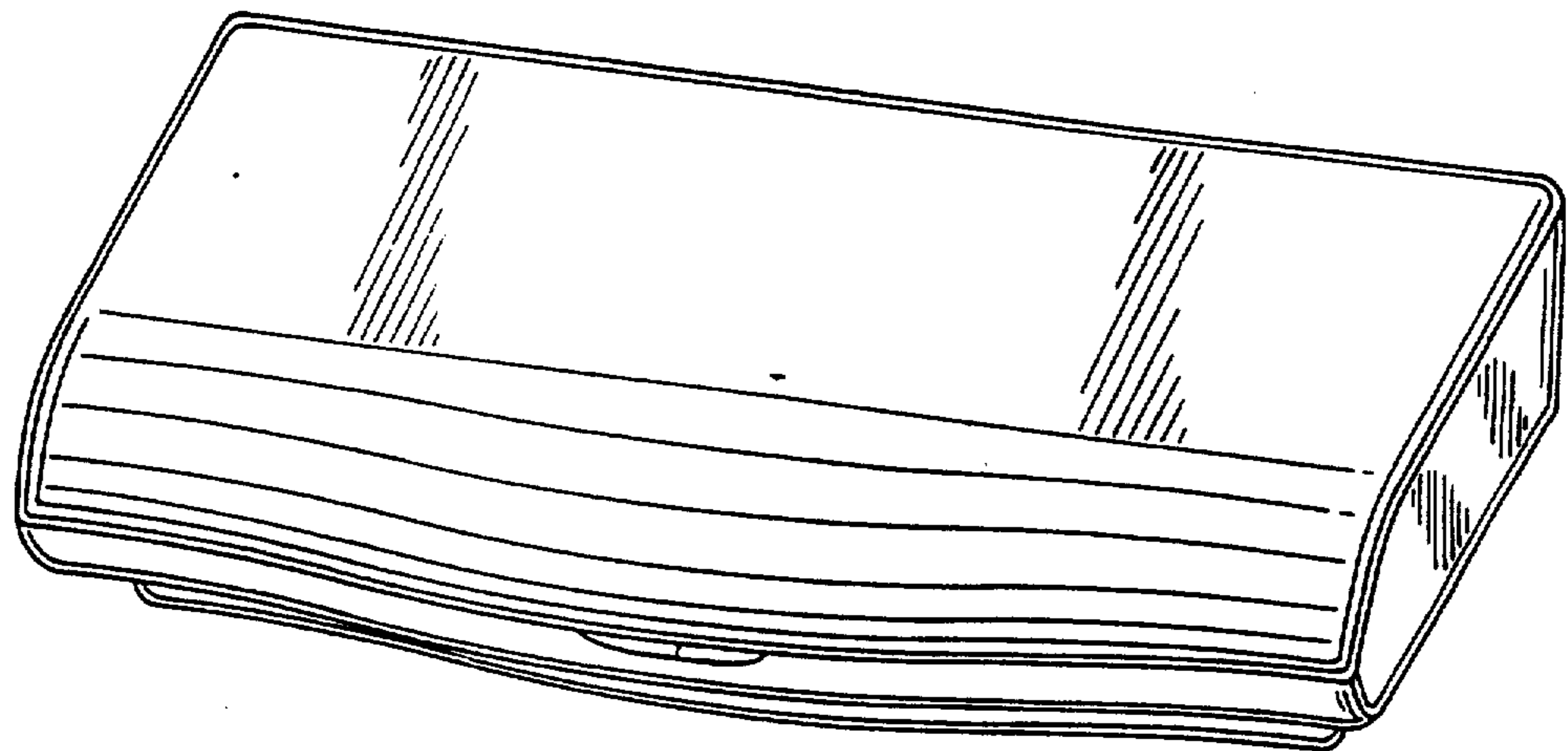


FIG. 1




FIG. 2

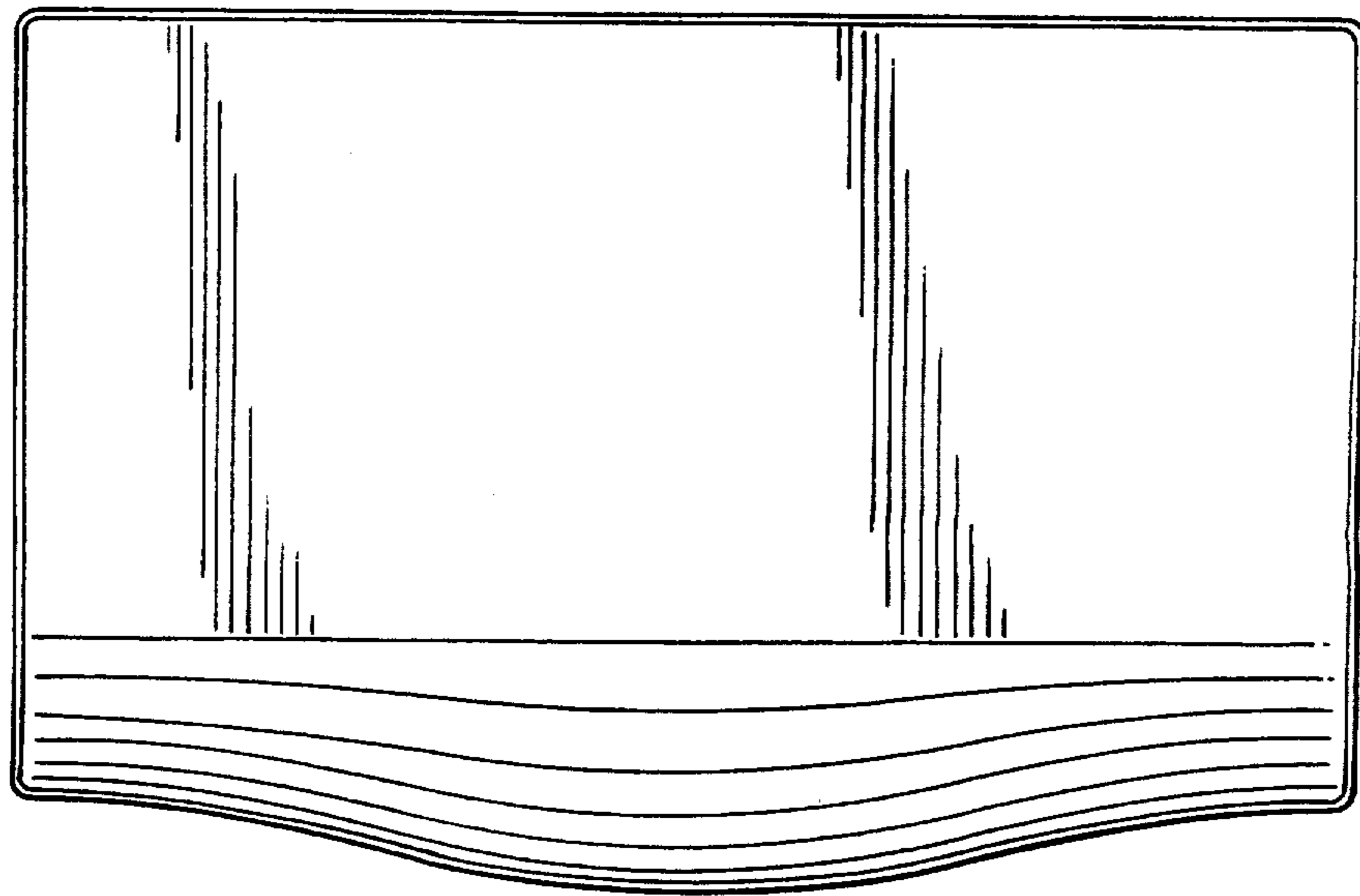


FIG. 3

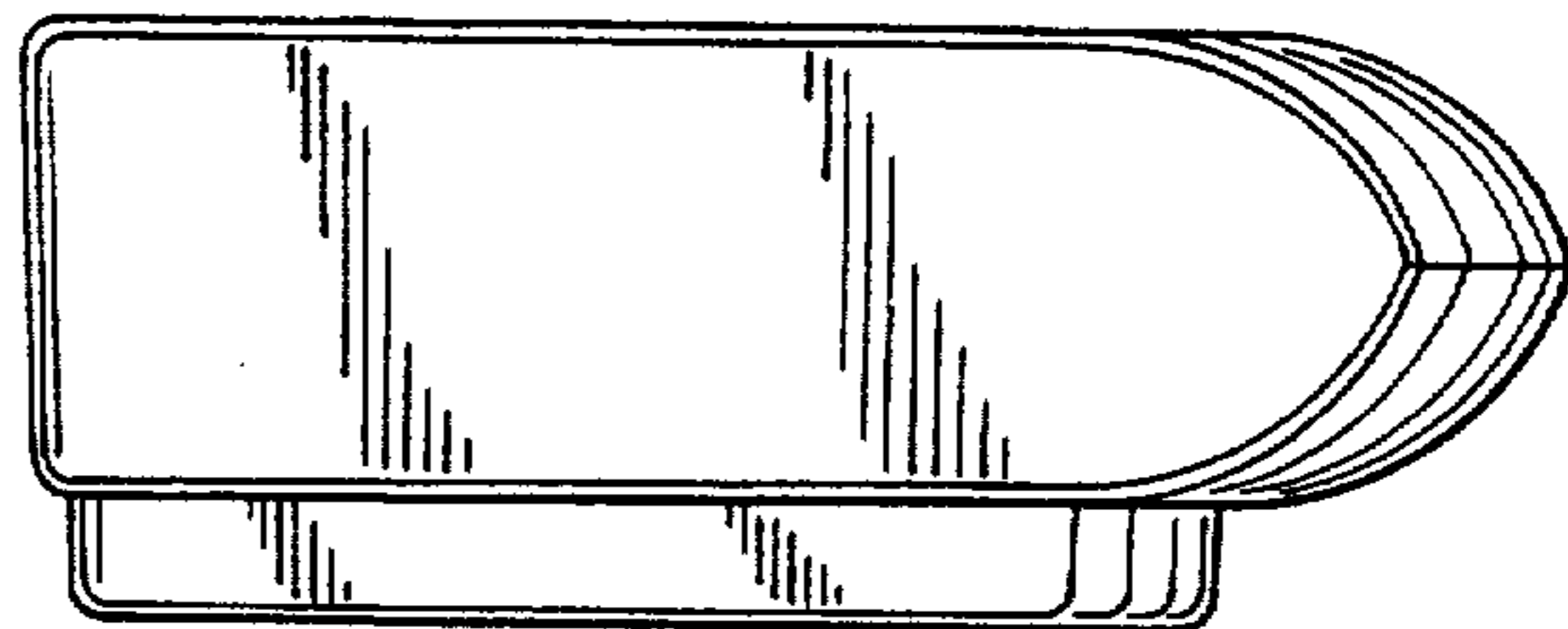


FIG. 4

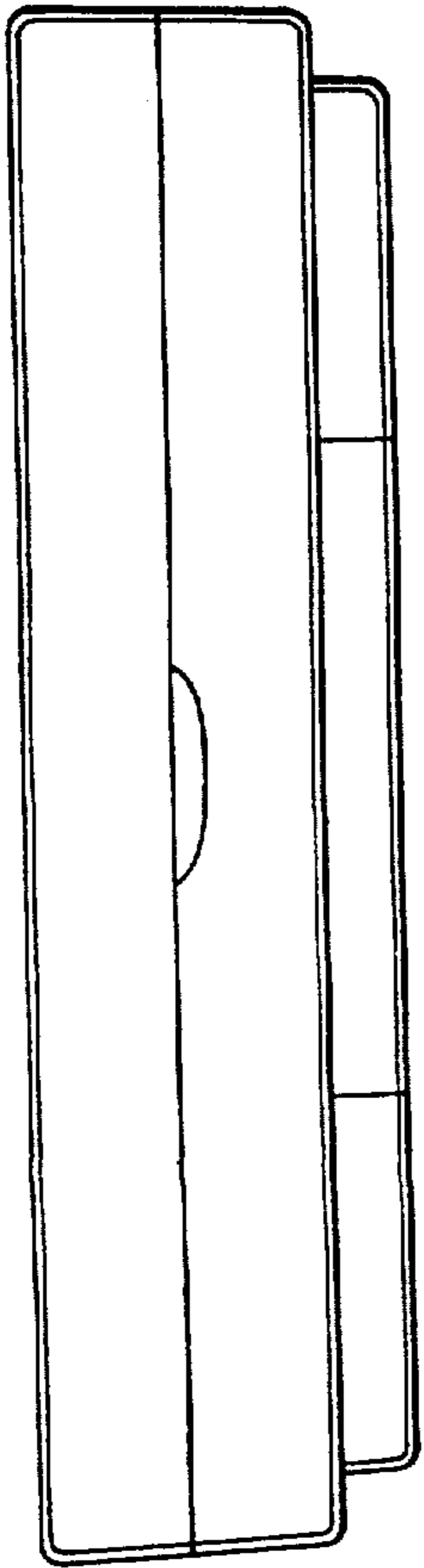


FIG. 5

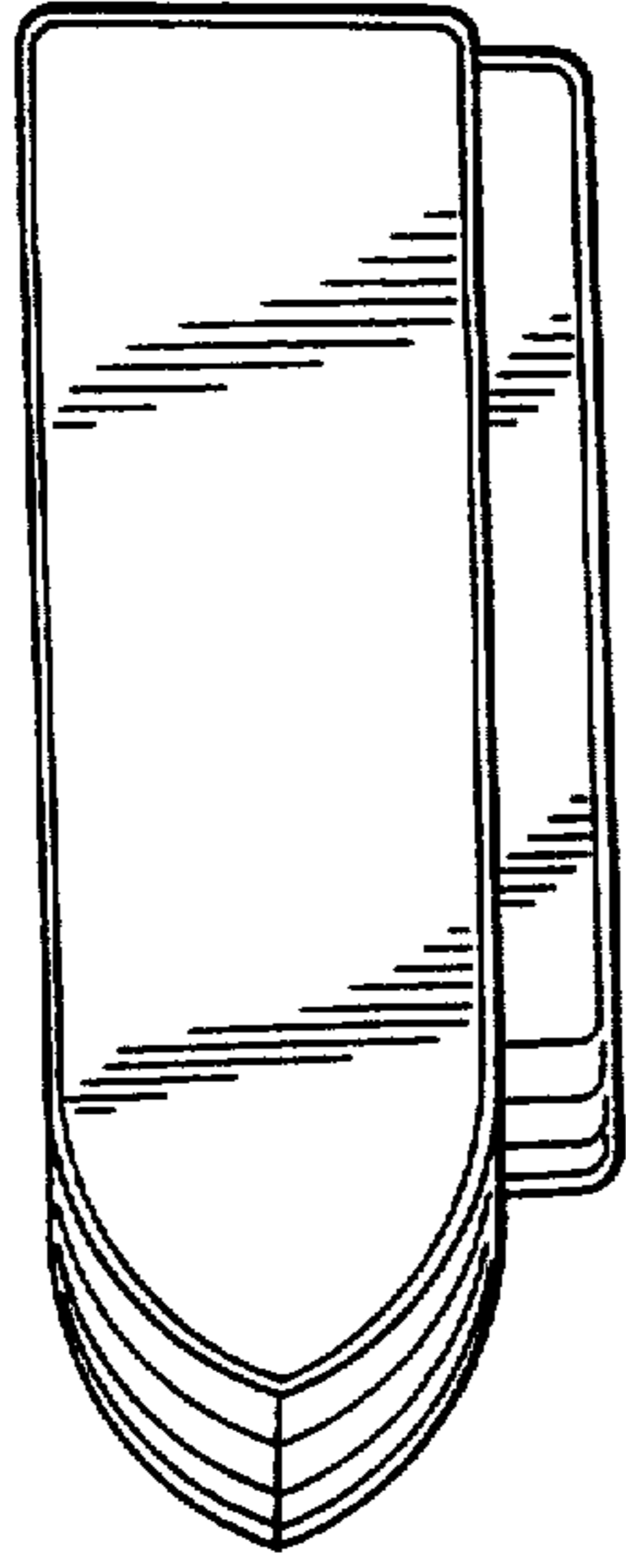


FIG. 6

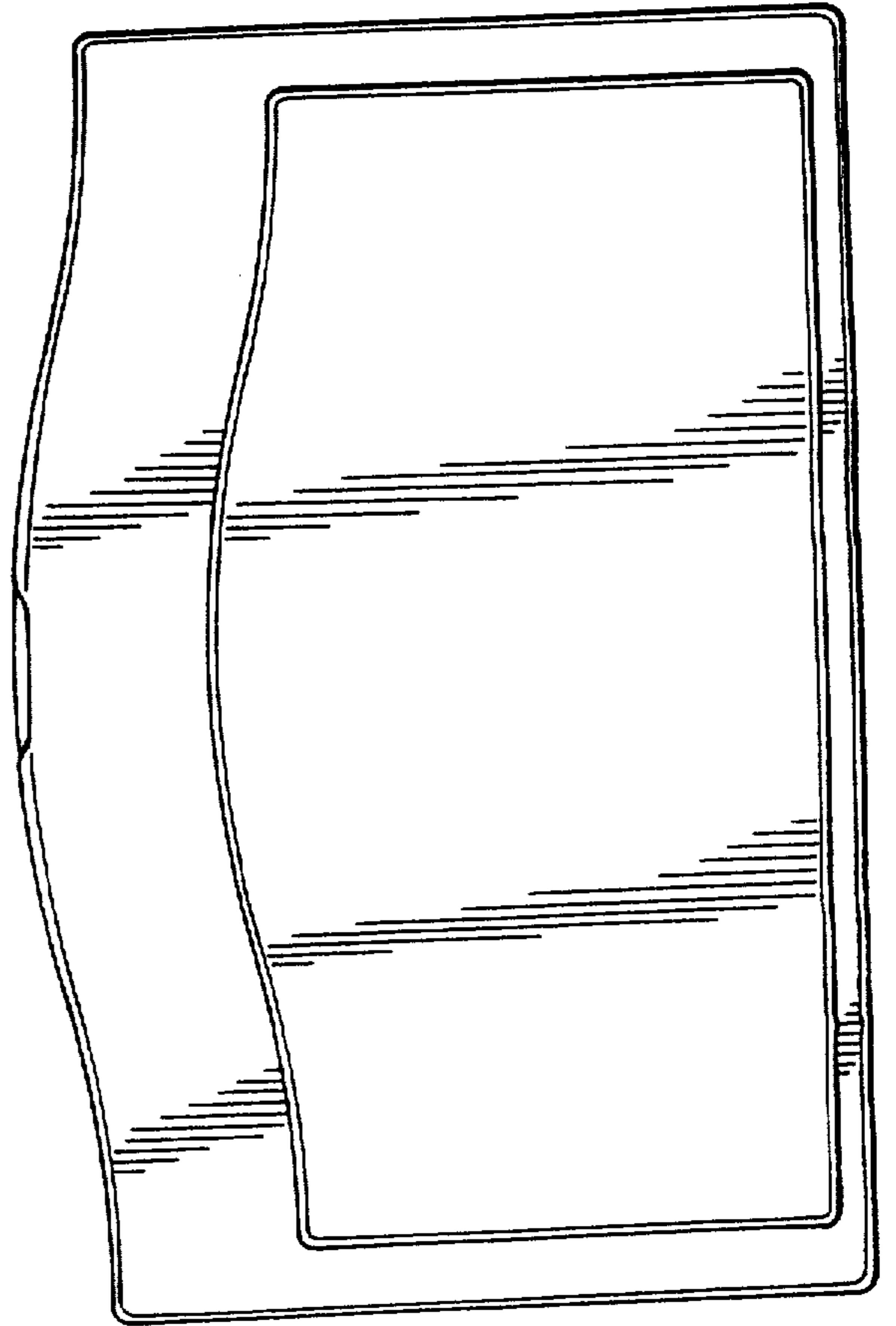


FIG. 7

