



US00D372444S

# United States Patent [19] Kim

[11] Patent Number: **Des. 372,444**

[45] Date of Patent: **\*\*Aug. 6, 1996**

[54] **BICYCLE SPROCKET CRANK ARM**

[76] Inventor: **Jim Kim**, 22511 S. Normandie,  
Torrance, Calif. 90501

[\*\*] Term: **14 Years**

[21] Appl. No.: **38,810**

[22] Filed: **May 15, 1995**

[52] U.S. Cl. .... **D12/123**

[58] Field of Search ..... D12/123; 74/594.1-594.3;  
280/259, 260; 474/144, 160

[56] **References Cited**

**U.S. PATENT DOCUMENTS**

4,816,009 3/1989 Phillipp ..... 74/594.3 X  
5,060,536 10/1991 Boys ..... 74/594.3 X

**FOREIGN PATENT DOCUMENTS**

80229 10/1949 Norway ..... 74/594.1

**OTHER PUBLICATIONS**

"Ross Catalog", 1966, p. 3, item No. 106W.  
"Bike Nashbar", Christmas 1988, p. 34, C Crank.  
"American Bicyclist and Motorcyclist", Oct. 1993, p. 29,  
Crank on Schwinn Bike.

*Primary Examiner*—James M. Gandy  
*Assistant Examiner*—Cathron B. Matta  
*Attorney, Agent, or Firm*—Roger A. Marrs

[57] **CLAIM**

The ornamental design for bicycle sprocket crank arm, as shown and described.

**DESCRIPTION**

FIG. 1 is a side elevational view showing my new design for a bicycle sprocket crank arm with its opposite side being a mirror image and the sprocket shown in broken lines;

FIG. 2 is a front elevational view thereof;

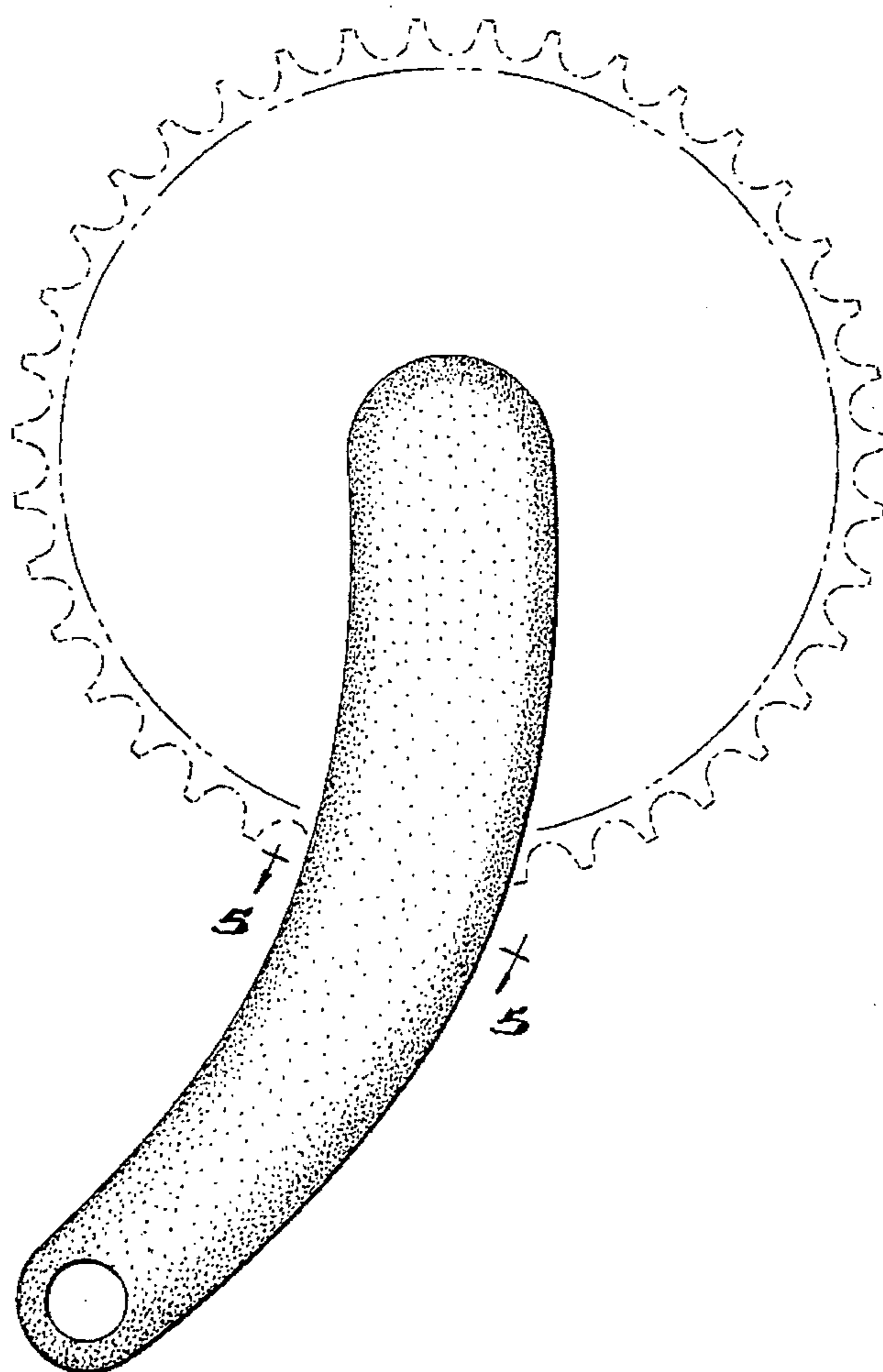
FIG. 3 is a top plan view thereof;

FIG. 4 is a bottom view thereof; and,

FIG. 5 is a transverse cross section taken in the direction of arrows 5—5 of FIG. 1.

The broken line showing of a sprocket is for illustrative purposes only and forms no part of the claimed design.

**1 Claim, 1 Drawing Sheet**



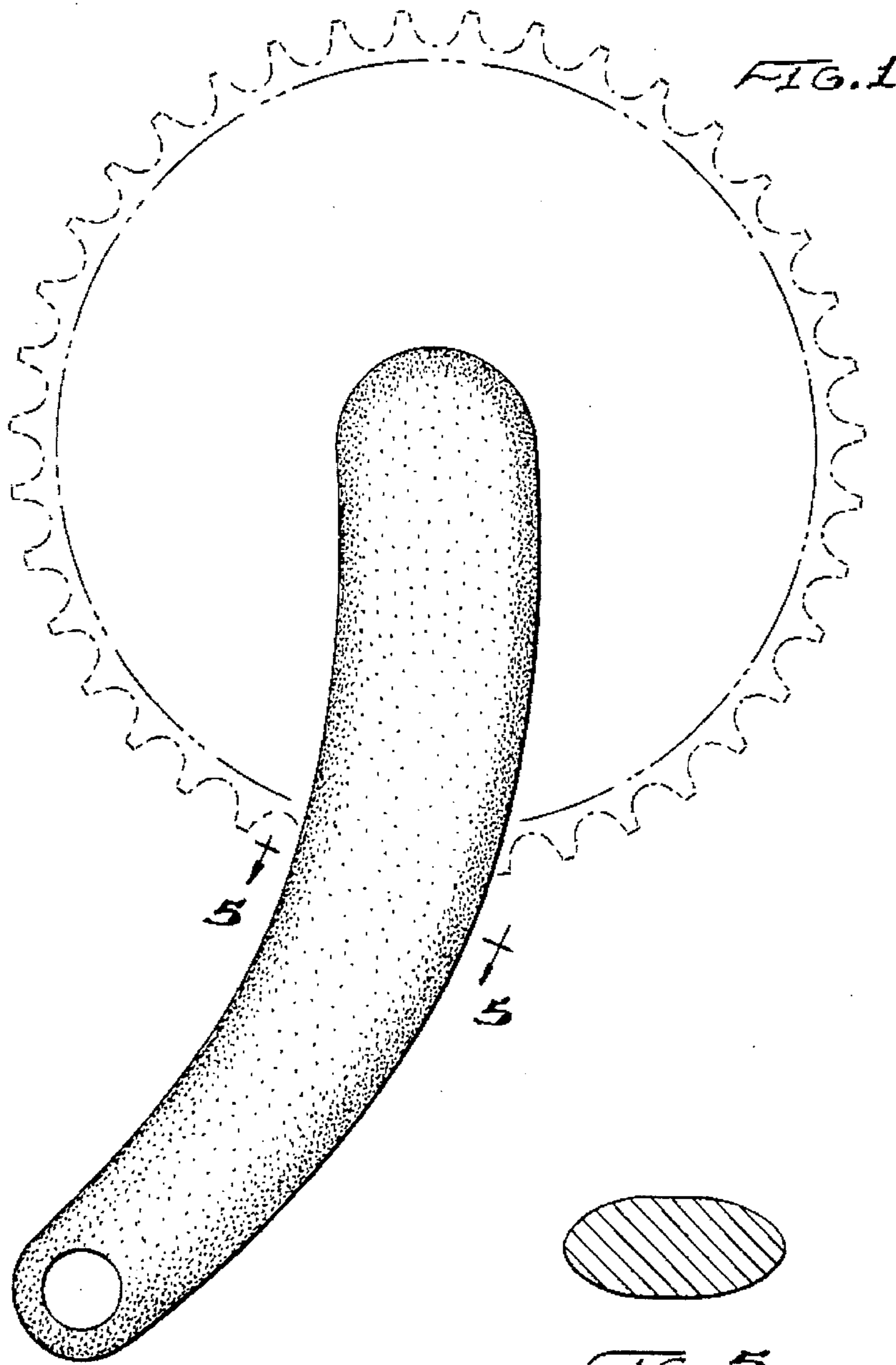


FIG. 1

FIG. 2

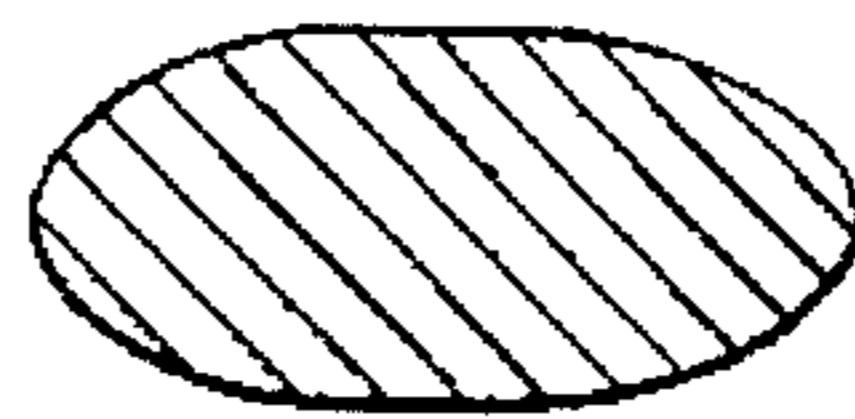


FIG. 5




FIG. 3



FIG. 4