



US00D372440S

**United States Patent** [19]  
**Gelb**

[11] **Patent Number: Des. 372,440**  
[45] **Date of Patent: \*\*Aug. 6, 1996**

[54] **ZIPPER PULL**

[76] Inventor: **Larry Gelb**, 1877 George Ct., Merrick,  
N.Y. 11566

[\*\*] Term: **14 Years**

[21] Appl. No.: **37,772**

[22] Filed: **Apr. 20, 1995**

[52] U.S. Cl. .... **D11/221**

[58] Field of Search ..... D11/221, 44, 49,  
D11/99, 100, 43; D21/188

[56] **References Cited**

**U.S. PATENT DOCUMENTS**

D. 282,189	1/1986	Williams	.....	446/369
D. 312,988	12/1990	Lazarus et al.	.....	D11/221
D. 341,175	11/1993	Taylor et al.	.....	D21/188
1,292,789	1/1919	Jack	.....	446/369
4,925,423	5/1990	Miller et al.	.....	446/370

**OTHER PUBLICATIONS**

Walt Disney Character Merchandise 1947-1948 Item center  
p. 73.

*Primary Examiner*—Ralf Seifert  
*Attorney, Agent, or Firm*—Collard & Roe

[57] **CLAIM**

The ornamental design for a zipper pull, substantially as  
shown and described.

**DESCRIPTION**

FIG. 1 is a perspective view of a zipper pull showing my  
new design;

FIG. 2 is a perspective view of the zipper pull connected to  
a zipper slide;

FIG. 3 is a front side elevational view thereof;

FIG. 4 is a left side elevational view thereof;

FIG. 5 is a rear side elevational view thereof;


FIG. 6 is a right side elevational view thereof;

FIG. 7 is a top plan view thereof; and,

FIG. 8 is a bottom plan view thereof.

The broken line showing of the zipper slide in FIG. 2 is  
included for the purpose of illustrating environmental struc-  
ture only, and forms no part of the claimed design.

**1 Claim, 2 Drawing Sheets**






Fig. 1

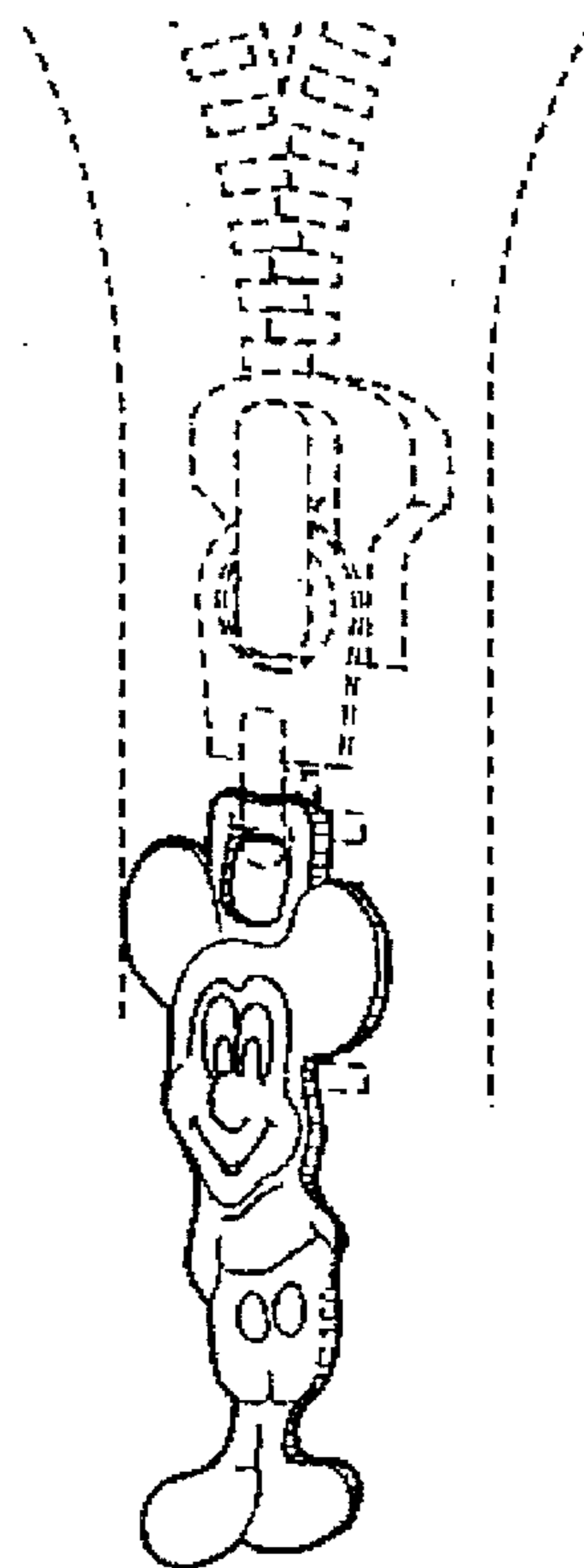


Fig. 2



Fig. 3



Fig. 4

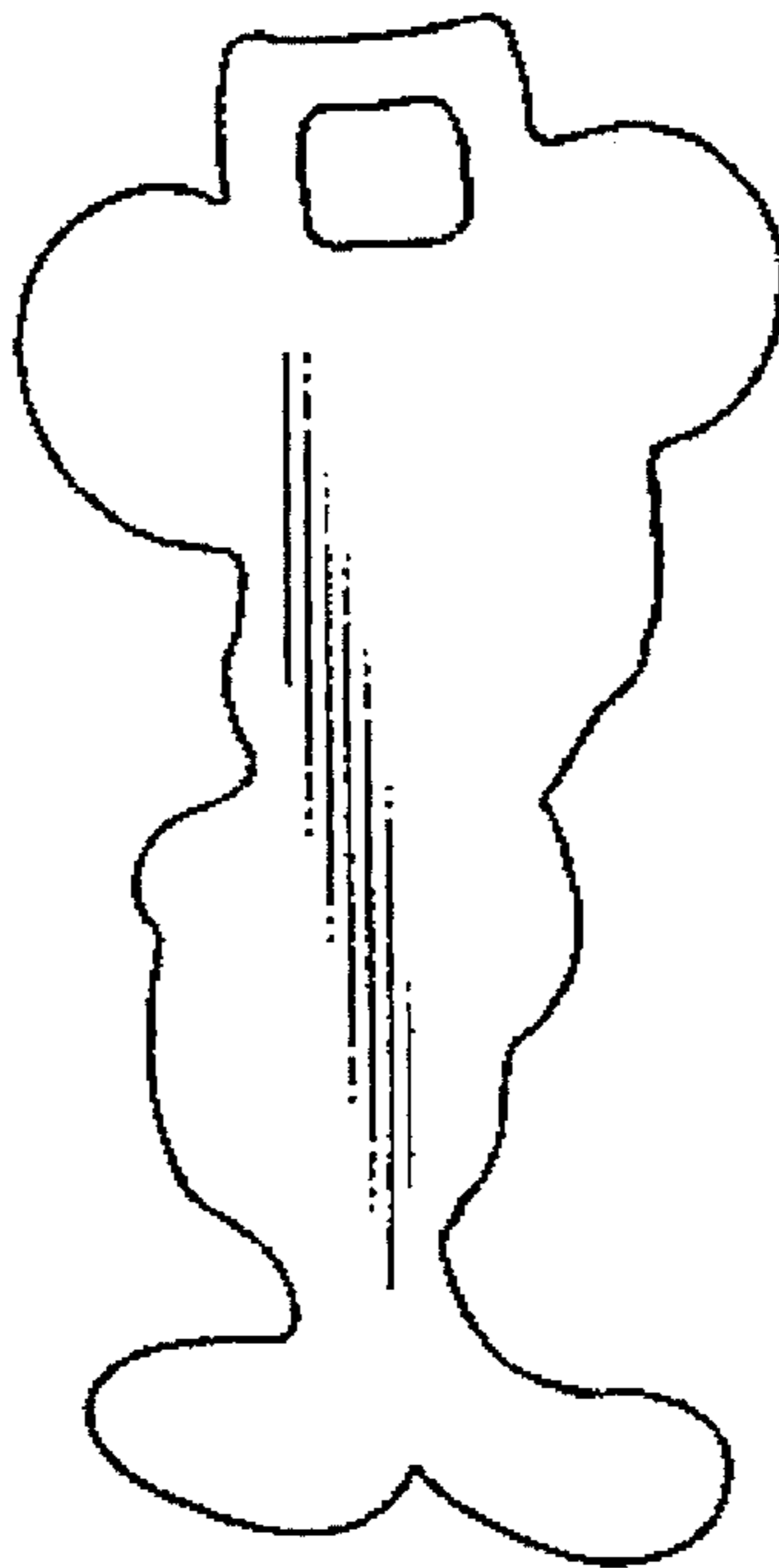


Fig. 5



Fig. 6

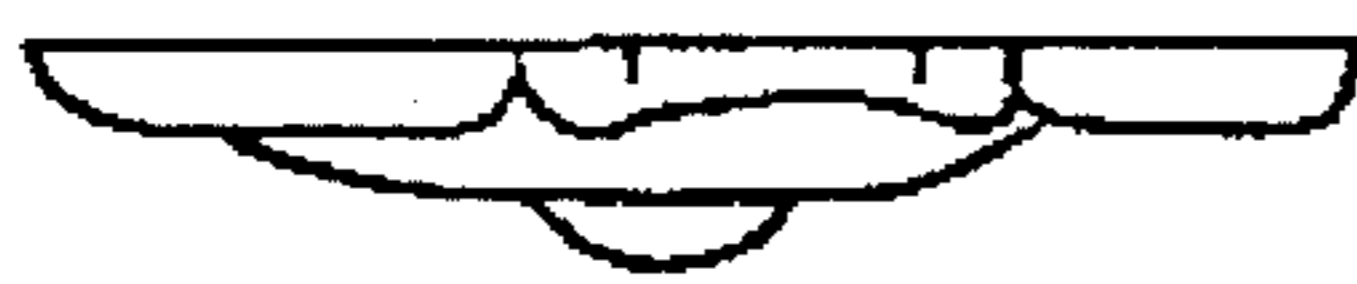


Fig. 7



Fig. 8