



US00D372437S

**United States Patent** [19]  
**Petrucci**

[11] **Patent Number:** **Des. 372,437**  
[45] **Date of Patent:** **\*\*Aug. 6, 1996**

[54] **RING**  
[76] **Inventor:** **Philip Petrucci**, 97 Fifth Ave., New York, N.Y. 10003  
[\*\*] **Term:** **14 Years**  
[21] **Appl. No.:** **39,643**  
[22] **Filed:** **Jun. 1, 1995**  
[52] **U.S. Cl.** ..... **D11/26**  
[58] **Field of Search** ..... D11/1-5, 18, 23, D11/26-39; 63/1.1, 2, 3, 15-15.8

5,419,160 5/1995 Fildan ..... 63/2

**FOREIGN PATENT DOCUMENTS**

2700446 7/1994 France ..... 63/15

*Primary Examiner*—Ralf Seifert  
*Attorney, Agent, or Firm*—Gottlieb, Rackman & Reisman, P.C.

[57] **CLAIM**


The ornamental a ring, as shown and described.

**DESCRIPTION**

FIG. 1 is a perspective view of a ring showing my new design;  
FIG. 2 is a front elevational view thereof;  
FIG. 3 is a side elevational view thereof;  
FIG. 4 is a top plan view thereof; and,  
FIG. 5 is a bottom plan view thereof.

[56] **References Cited**  
**U.S. PATENT DOCUMENTS**  
D. 83,717 3/1931 Botkin ..... D11/35  
D. 291,423 8/1987 Lajoie ..... D11/26  
D. 359,926 7/1995 Plummer ..... D11/4  
1,172,809 2/1916 Leno ..... 63/15  
1,383,146 6/1921 Perrin ..... 63/29.1  
4,400,932 8/1983 Epstein ..... 63/28

**1 Claim, 1 Drawing Sheet**



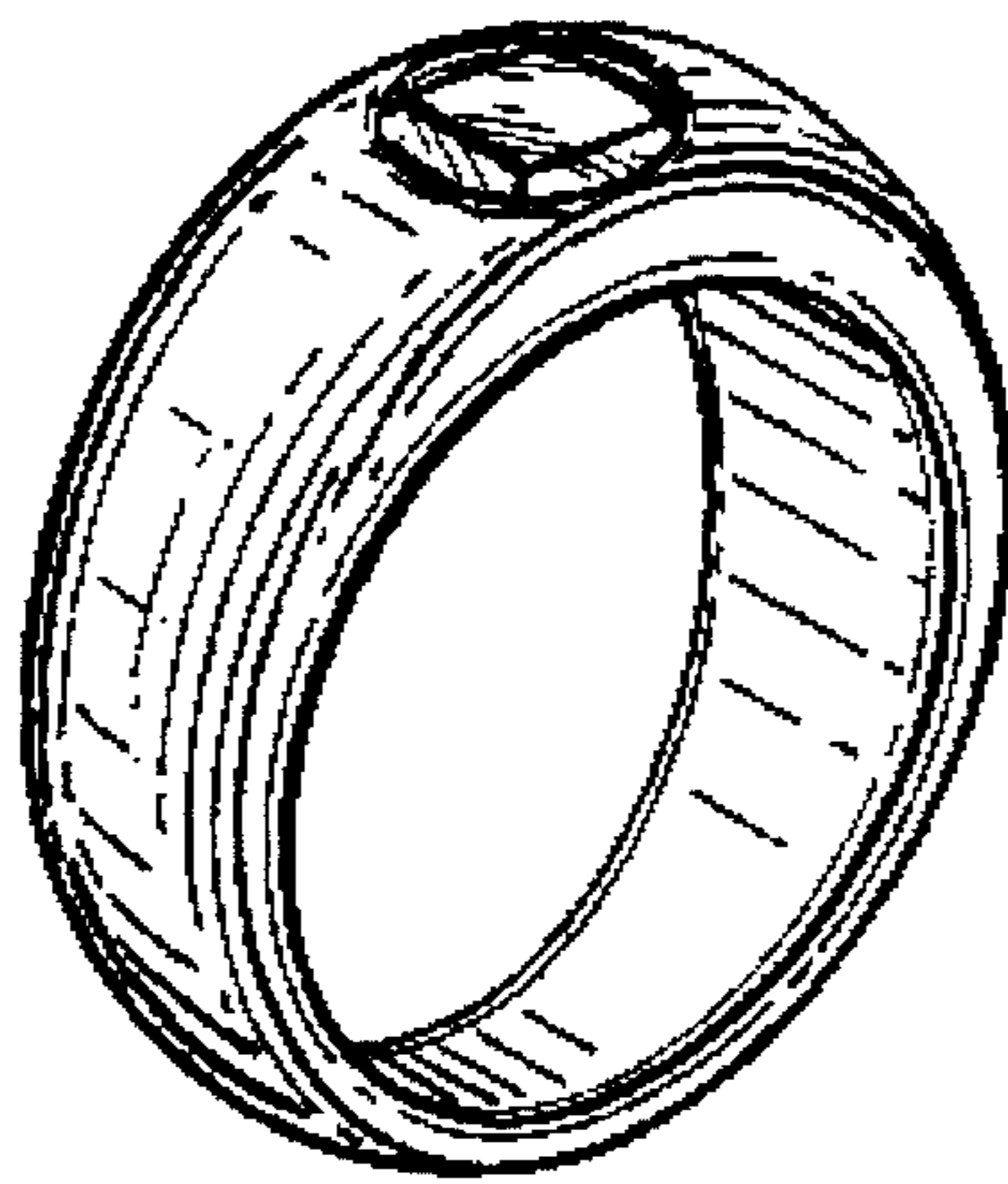


FIG. 1

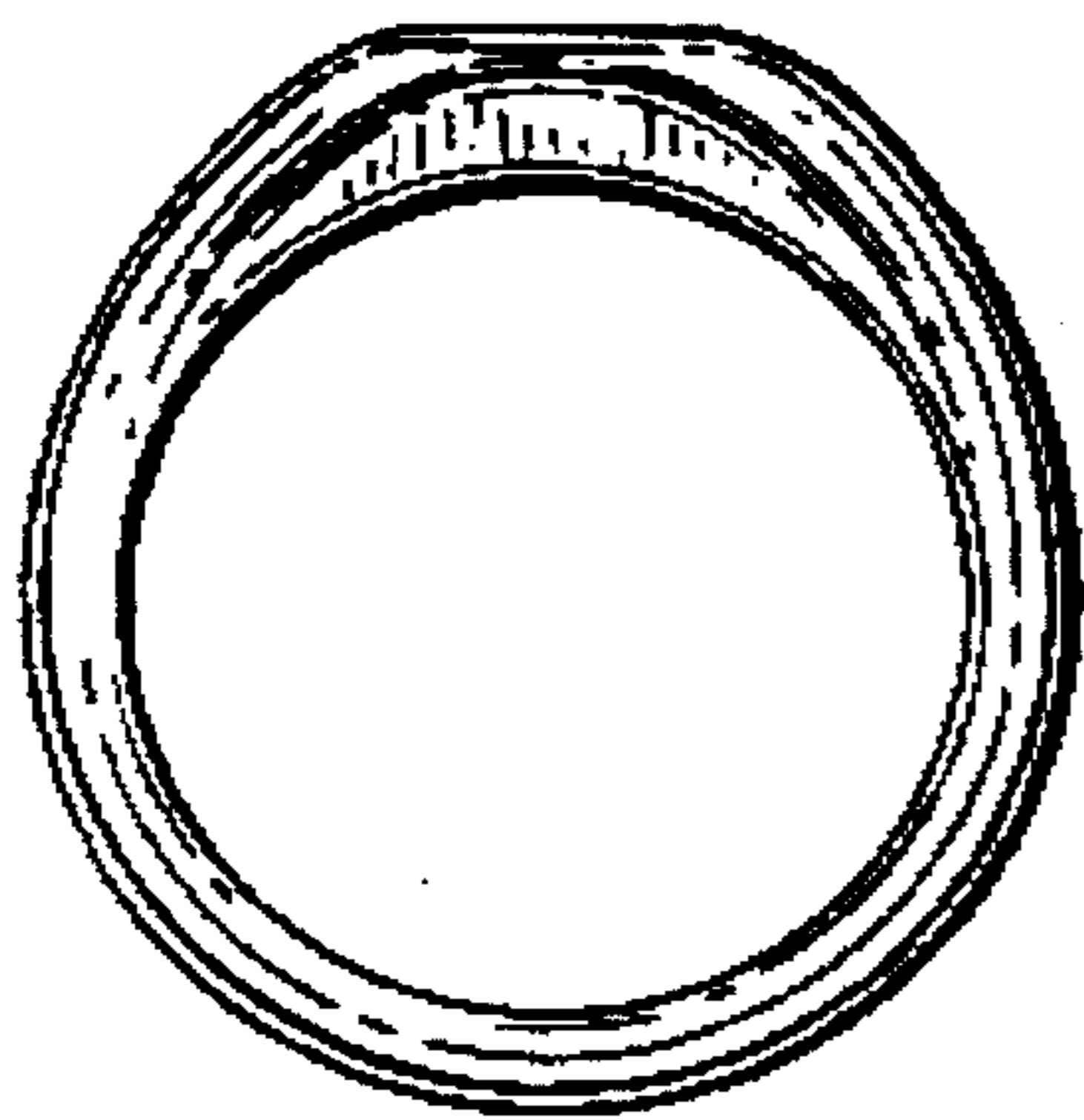


FIG. 2

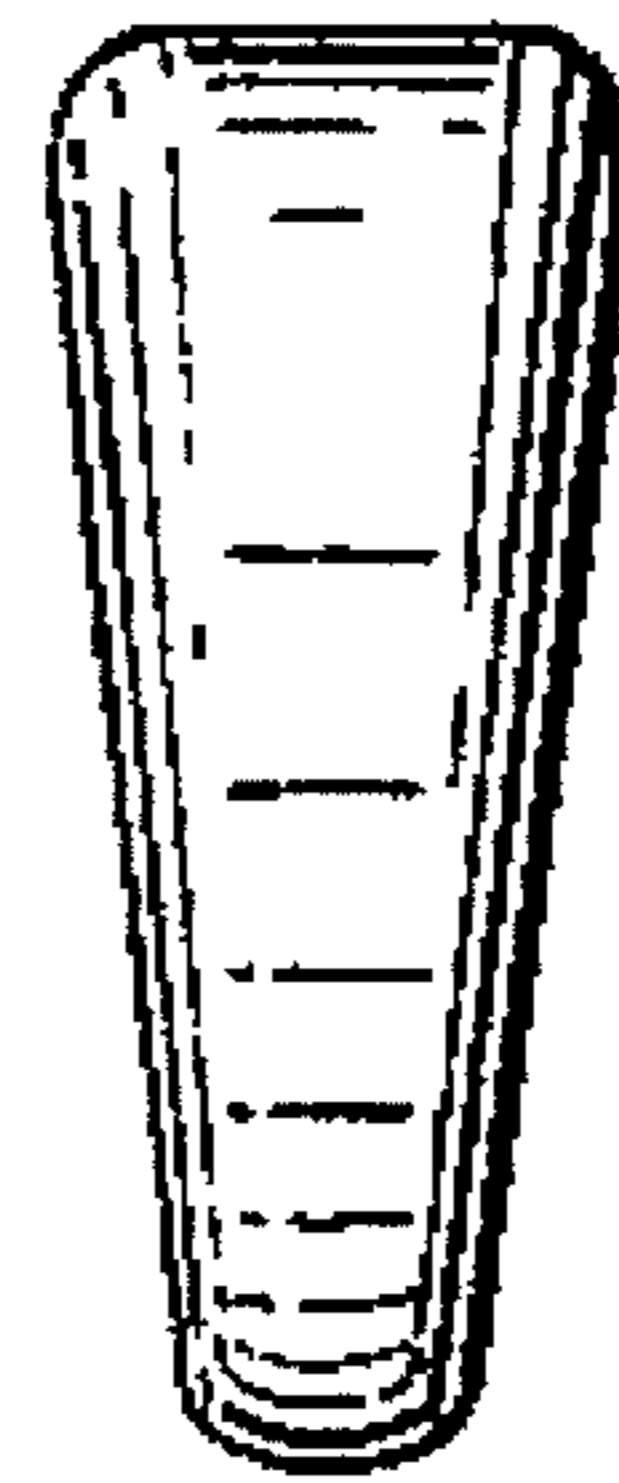


FIG. 3




FIG. 4

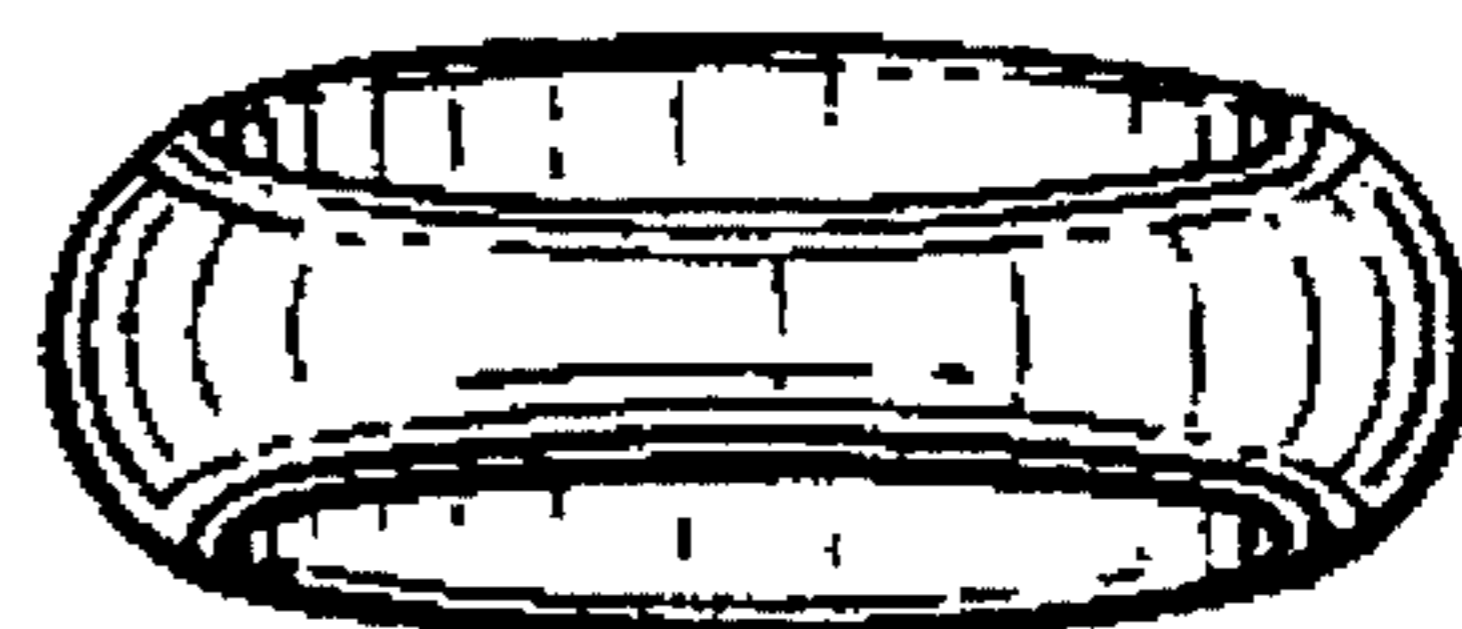


FIG. 5