



US00D372431S

**United States Patent** [19]  
**Nguyen**

[11] **Patent Number: Des. 372,431**  
[45] **Date of Patent: \*\*Aug. 6, 1996**

[54] **WRISTWATCH CASE AND BAND**

[75] Inventor: **Bernard Nguyen, Les Ulis, France**  
[73] Assignee: **Christian Bernard Diffusion S.A., Paris, France**  
[\*\*] Term: **14 Years**

[21] Appl. No.: **32,045**  
[22] Filed: **Dec. 13, 1994**  
[52] U.S. Cl. .... **D10/32; D10/30**  
[58] **Field of Search** ..... **D10/1-40, 122-132; 368/276-277, 280-282, 285; D11/3-4, 12, 14, 19-25; 63/1.1, 3, 5.1, 11**

[56] **References Cited**

**U.S. PATENT DOCUMENTS**

D. 279,172 6/1985 Hysek ..... D10/32  
D. 342,454 12/1993 Weber ..... D10/30

**OTHER PUBLICATIONS**

*Swiss Watch & Jewelry*—Feb. 1987—p. 435—Watches at Top-Left.  
*European Jeweler*—Feb. 1983—p. 81—Watch at Left.  
*Primary Examiner*—Nelson C. Holtje  
*Attorney, Agent, or Firm*—Dick and Harris

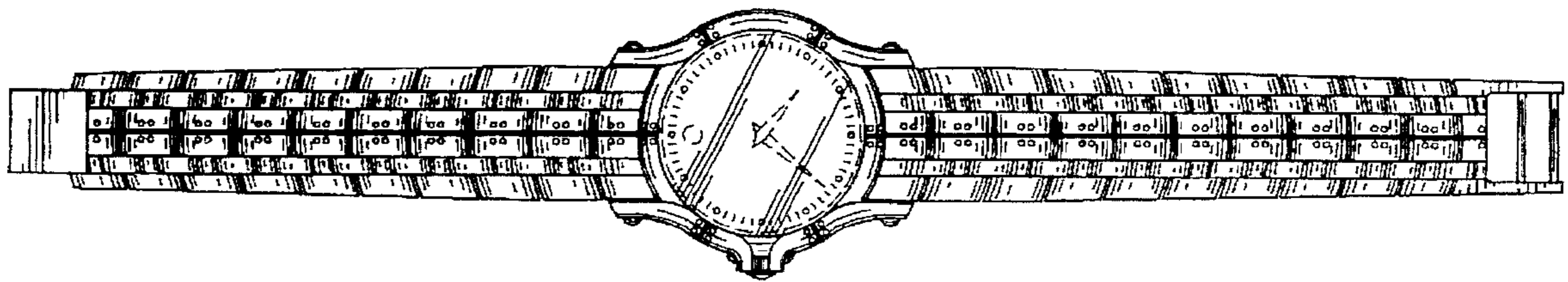
[57] **CLAIM**

The ornamental design for a wristwatch case and band, as shown and described.

**DESCRIPTION**

FIG. 1 is a top plan view of a wristwatch case and band showing my new design;  
FIG. 2 is a bottom plan view thereof;  
FIG. 3 is a right side elevational view thereof; and,  
FIG. 4 is a left side elevational view thereof.  
The broken line showing of FIG. 1 is environmental only and forms no part of the claimed design.

**1 Claim, 2 Drawing Sheets**



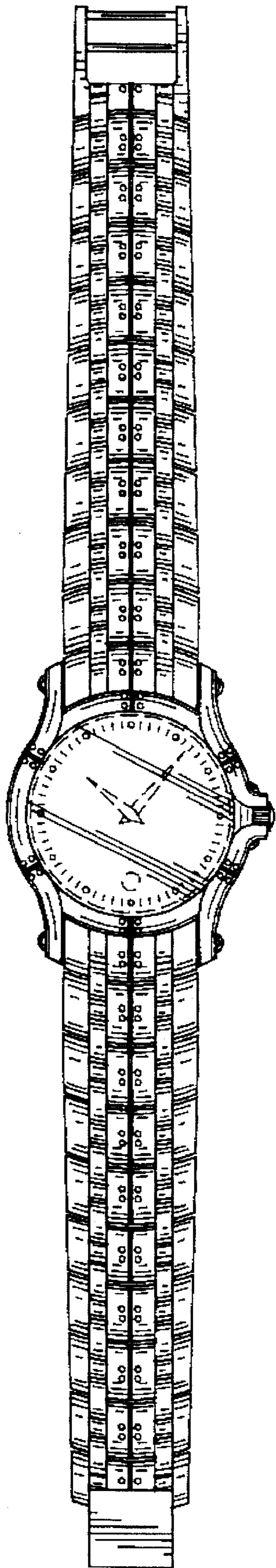


FIG. 1

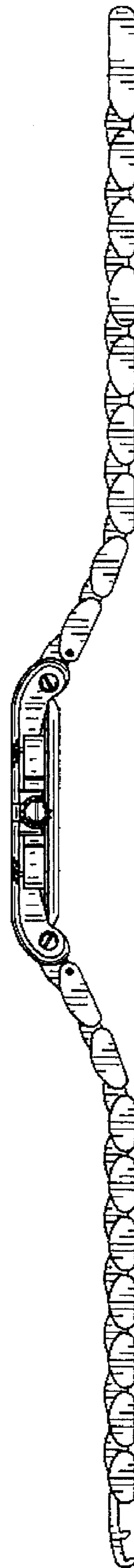


FIG. 4

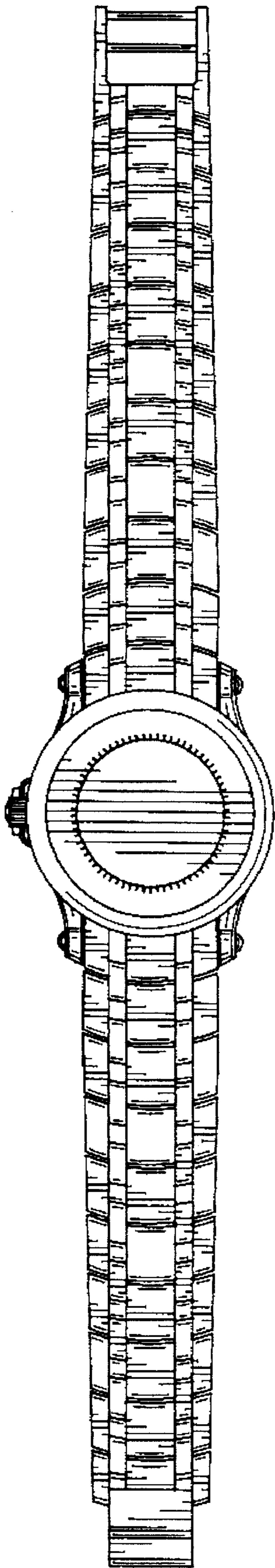


FIG. 2

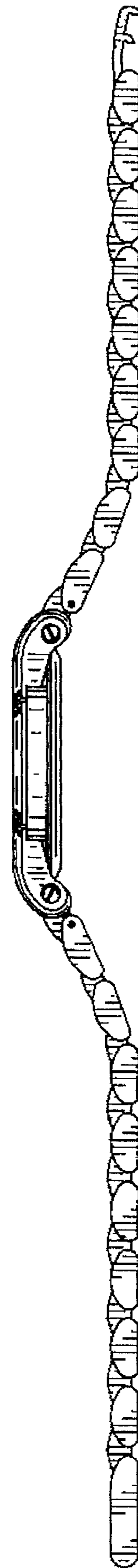


FIG. 3