



US00D372421S

United States Patent [19] Cline

[11] Patent Number: **Des. 372,421**

[45] Date of Patent: ****Aug. 6, 1996**

[54] **HEAVY DUTY SNOW STOP**

5,282,340 2/1994 Cline et al. 52/24

[75] Inventor: **Roger M. Cline**, Bluemont, Va.

[73] Assignee: **Real-Tool, Inc.**, Purcellville, Va.

[**] Term: **14 Years**

[21] Appl. No.: **28,605**

[22] Filed: **Sep. 23, 1994**

[52] U.S. Cl. **D8/499**

[58] Field of Search D8/499; 52/24,
52/25, 26

[56] **References Cited**

U.S. PATENT DOCUMENTS

D. 30,788	5/1899	Clark .	
D. 33,009	7/1900	Messinger et al.	D8/499
D. 46,202	8/1914	Danzer	D8/499
D. 254,051	1/1980	Zaleski	D8/499
D. 351,989	11/1994	Cline et al.	D8/499
463,235	11/1891	Reimel .	
507,776	10/1893	Berger et al. .	
595,295	12/1897	Snyder	52/24
884,850	4/1908	Peter .	
1,095,822	5/1914	Danzer .	
1,330,309	2/1920	Dixon .	
1,463,065	7/1923	Sieger .	
1,863,561	6/1932	Brinker et al. .	
4,141,182	2/1979	McMullen .	
5,044,130	9/1991	Chiddister	52/24

FOREIGN PATENT DOCUMENTS

223795	3/1962	Austria .
2126082	12/1972	Germany .
3716491	12/1988	Germany .
3723020	1/1989	Germany .
620961	12/1980	Switzerland .

OTHER PUBLICATIONS

"New Roof Shoe Keeps From Sliding", Popular Mechanics, Sep. 1915.

Primary Examiner—Ted Shooman
Assistant Examiner—C. Tuttle
Attorney, Agent, or Firm—James Creighton Wray


[57] **CLAIM**

The ornamental design for the heavy duty snow stop, as shown and described.

DESCRIPTION

FIG. 1 is a front elevation of the snow stop; FIG. 2 is a rear elevation of the snow stop; FIG. 3 is a perspective view of the snow stop; FIG. 4 is a bottom view of the snow stop; FIG. 5 is a top plan view of the snow stop; and, FIG. 6 is a right side elevation of the snow stop, the side opposite being a mirror image of the side shown.

1 Claim, 1 Drawing Sheet



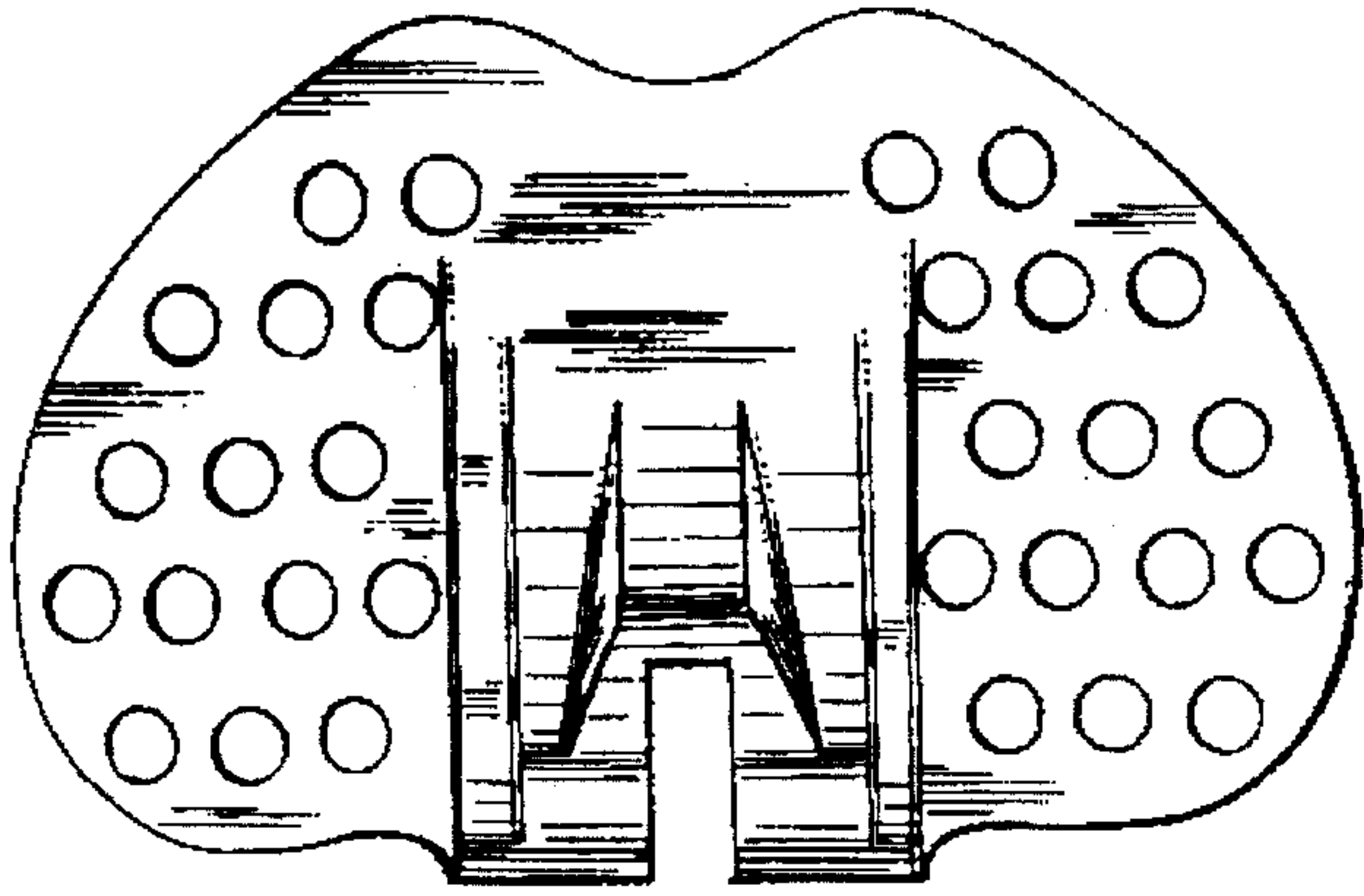


FIG. 1

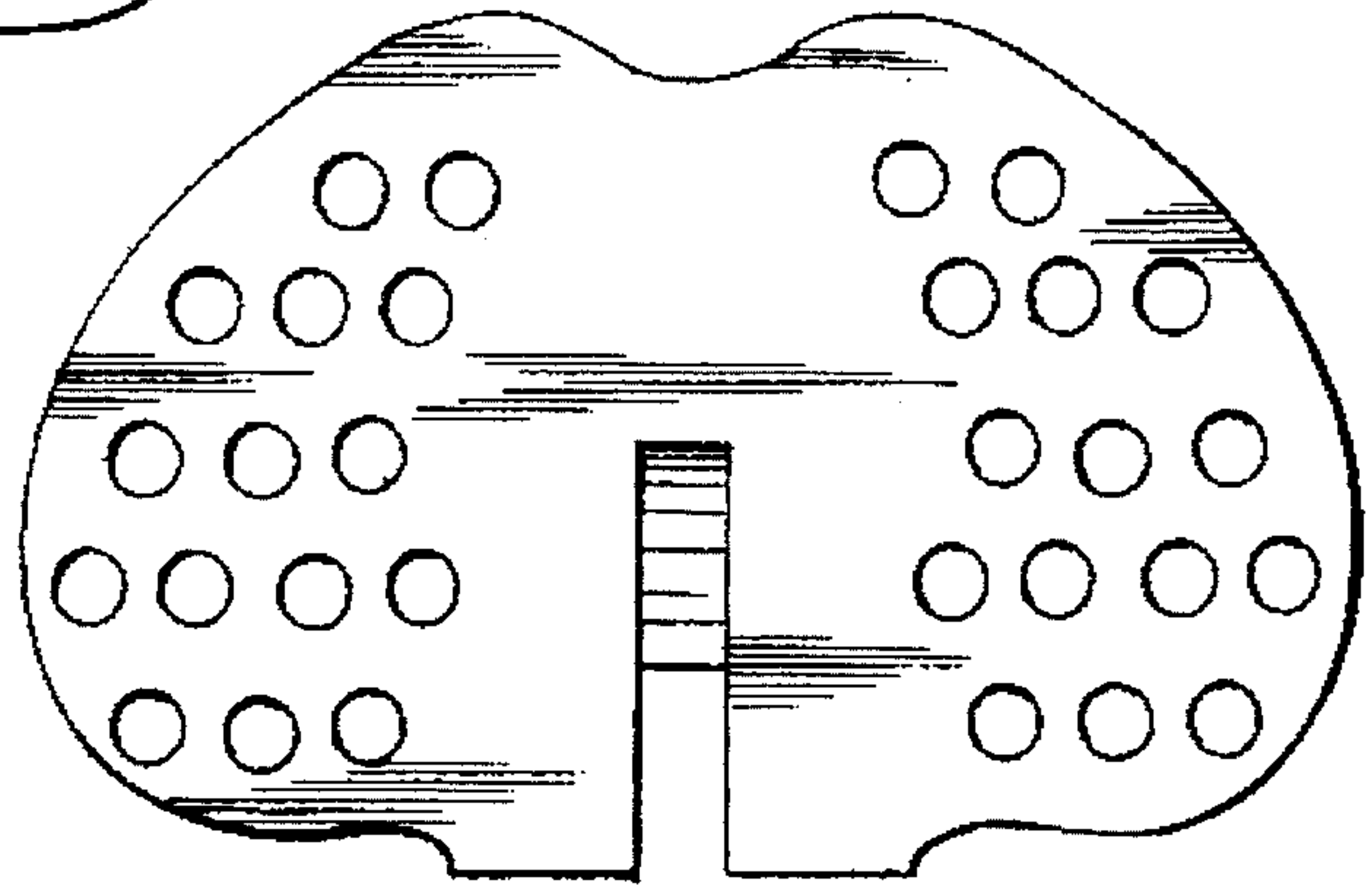


FIG. 2




FIG. 3




FIG. 4

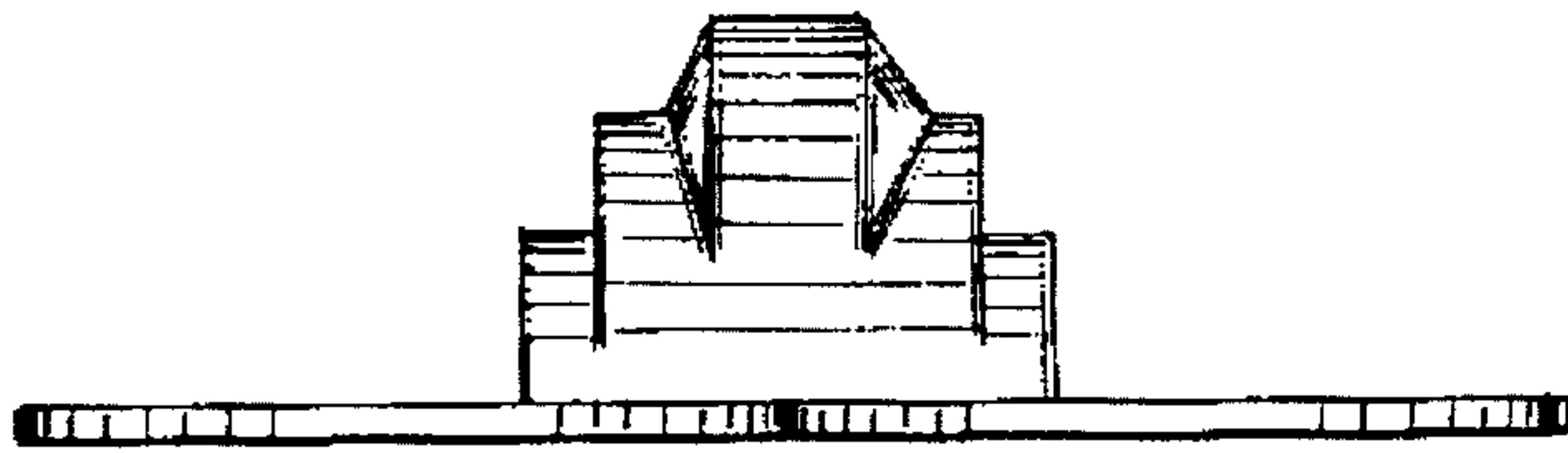


FIG. 5




FIG. 6