



US00D372411S

United States Patent [19]
Ho

[11] **Patent Number: Des. 372,411**

[45] **Date of Patent: **Aug. 6, 1996**

[54] **HANDLE FOR A HAND TOOL**

[76] Inventor: **Chu-Shun Ho**, No. 208, Kwang Hsin Road, Tai Pin Hsiang, Taichung Hsien, Taiwan

[**] Term: **14 Years**

[21] Appl. No.: **32,092**

[22] Filed: **Dec. 6, 1994**

[52] U.S. Cl. **D8/83; D8/107**

[58] **Field of Search** D8/82, 83, 107, D8/87; 16/110 R; 81/436, 489, 177.1, 439, 438

[56] **References Cited**

U.S. PATENT DOCUMENTS

D. 197,501	2/1964	Huxtable	D8/83
D. 256,662	9/1980	Holland-Letz	D8/83
D. 303,920	10/1989	Kandel	D8/83
D. 309,246	7/1990	Cascio et al.	D8/82
D. 338,385	8/1993	Shu	D8/83
D. 346,943	5/1994	Haberstroh	D8/83

OTHER PUBLICATIONS

Techni Tools Catalog, 1994, pp. 168-173, Screw drivers.

Primary Examiner—Philip S. Hyder
Attorney, Agent, or Firm—Varndell Legal Group

[57] **CLAIM**

The ornamental design for handle for a hand tool, as shown and described.

DESCRIPTION

FIG. 1 is a perspective view of a handle for a hand tool showing my new design;

FIG. 2 is a front elevational view thereof;

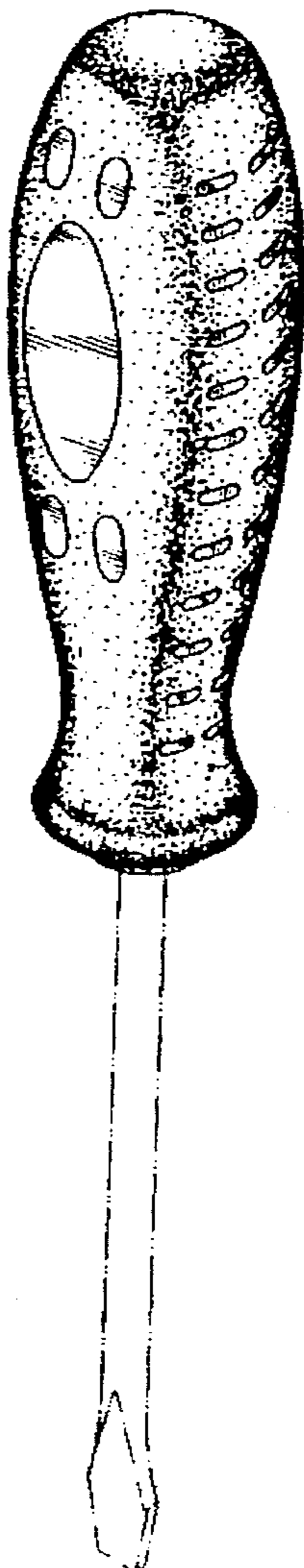
FIG. 3 is a side elevational view thereof, the opposite side being a mirror image of that shown;

FIG. 4 is a top plan view thereof; and,

FIG. 5 is a bottom plan view thereof.

The broken line shown in the drawings representing a screwdriver blade is for illustrative purposes only and forms no part of the claimed design.

1 Claim, 3 Drawing Sheets



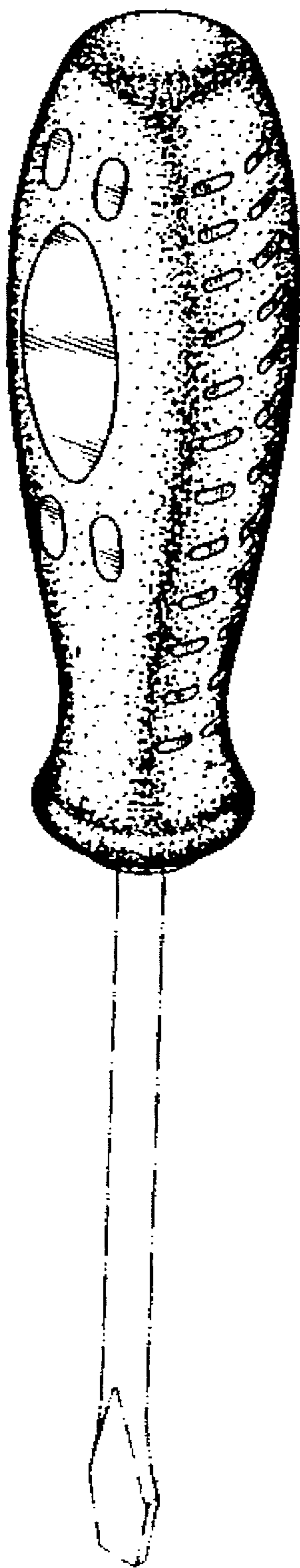


Fig. 1

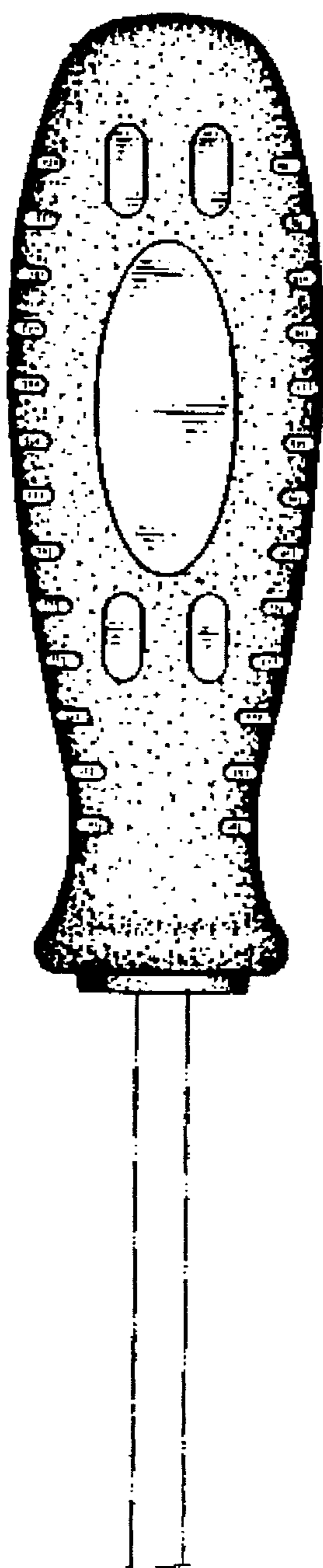


Fig. 2

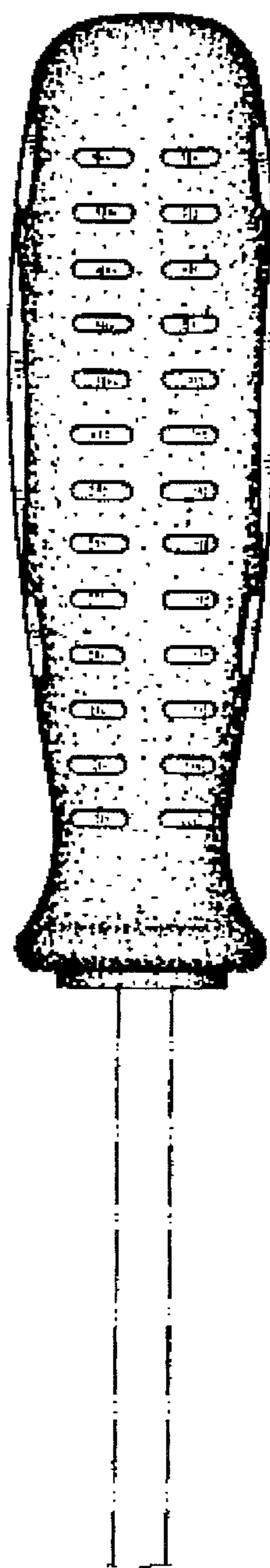


Fig. 3




Fig. 4

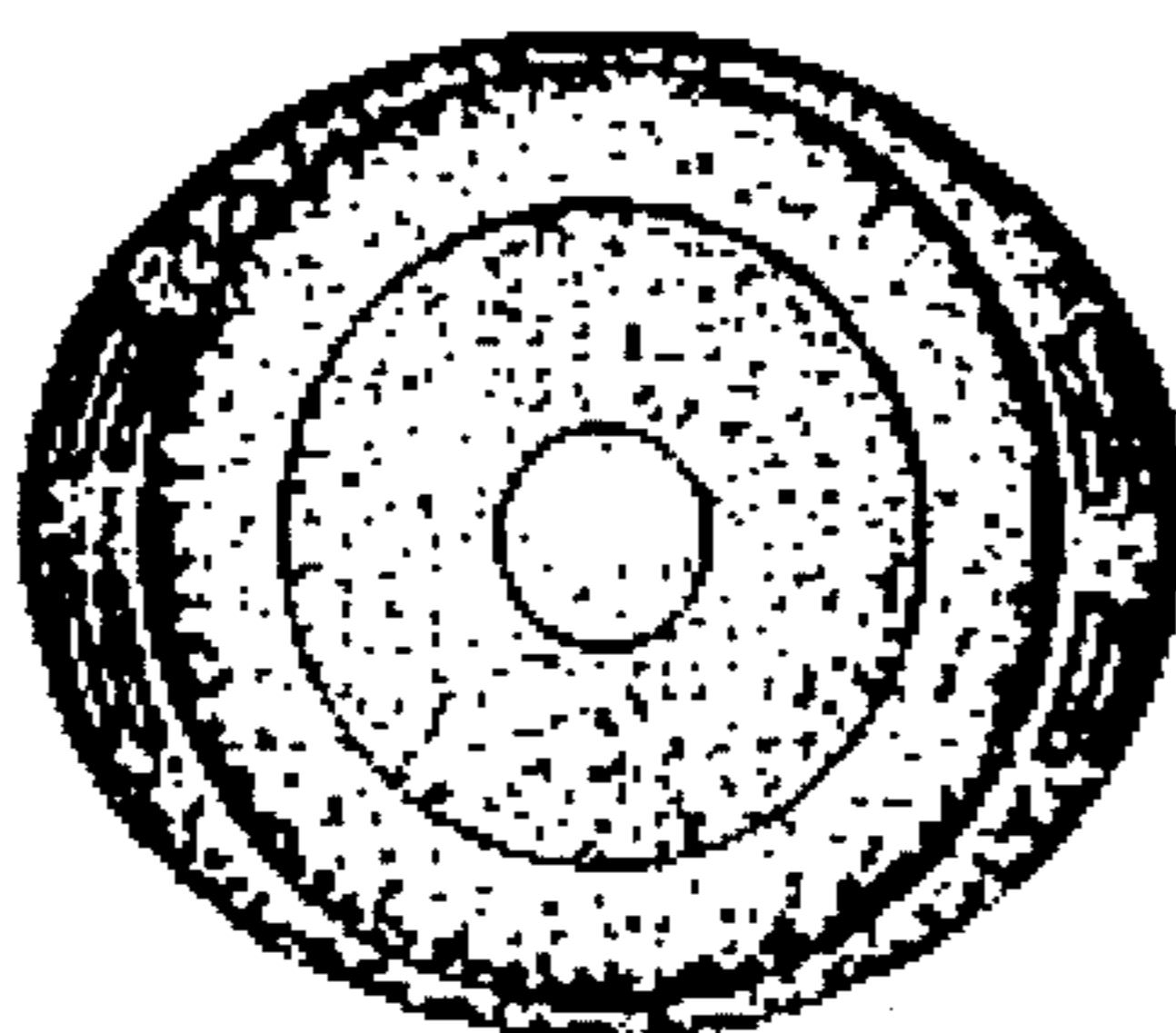


Fig. 5