



US00D372410S

United States Patent [19]
Dziuk

[11] **Patent Number: Des. 372,410**

[45] **Date of Patent: **Aug. 6, 1996**

[54] **SCISSORS**

[76] Inventor: **Raymond Dziuk**, P.O. Box 131, Falls City, Tex. 78113

[**] Term: **14 Years**

[21] Appl. No.: **30,358**

[22] Filed: **Oct. 27, 1994**

[52] U.S. Cl. **D8/57**

[58] **Field of Search** D8/57, 98; 7/125, 7/132, 134, 135, 151; 30/252, 253, 154, 255, 261, 232, 233

[56] **References Cited**

U.S. PATENT DOCUMENTS

D. 285,166	8/1986	Lee	D8/57
D. 305,294	1/1990	Cohen et al.	D8/57
2,382,281	8/1945	Amis	30/261
3,486,227	12/1969	Somerwell	D8/57

OTHER PUBLICATIONS

Hong Kong Enterprises, Nov. 1988, p. 179 (Scissors WM-03).

Primary Examiner—Sandra L. Morris

Assistant Examiner—Adir Aronovich
Attorney, Agent, or Firm—Harris, Tucker & Hardin, P.C.

[57] **CLAIM**

The ornamental design for a scissors, as shown and described.

DESCRIPTION

FIG. 1 is a perspective view of a scissors showing my new design, a football helmet shown in broken lines is for illustrative purposes only and forms no part of the claimed design;

FIG. 2 is a rear view of the scissors;

FIG. 3 is a right side view of the scissors;

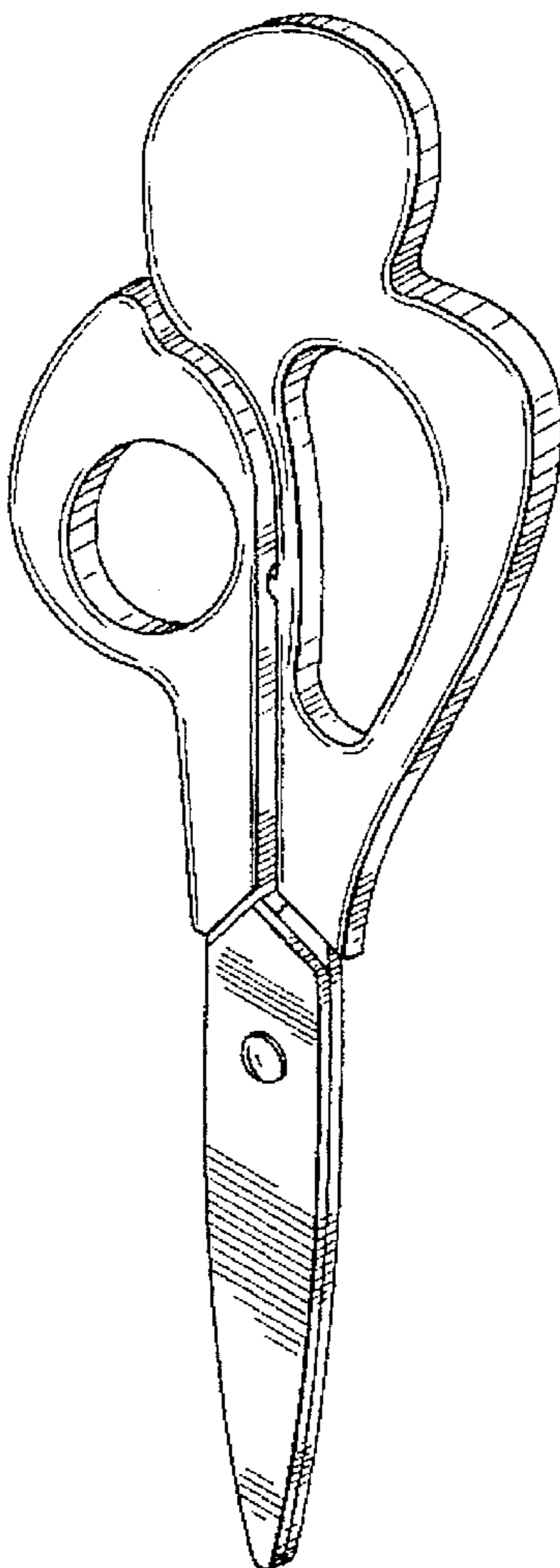
FIG. 4 is a left side view of the scissors;

FIG. 5 is a top view of the scissors;

FIG. 6 is a bottom view of the scissors; and,

FIG. 7 is a perspective view thereof.

1 Claim, 2 Drawing Sheets



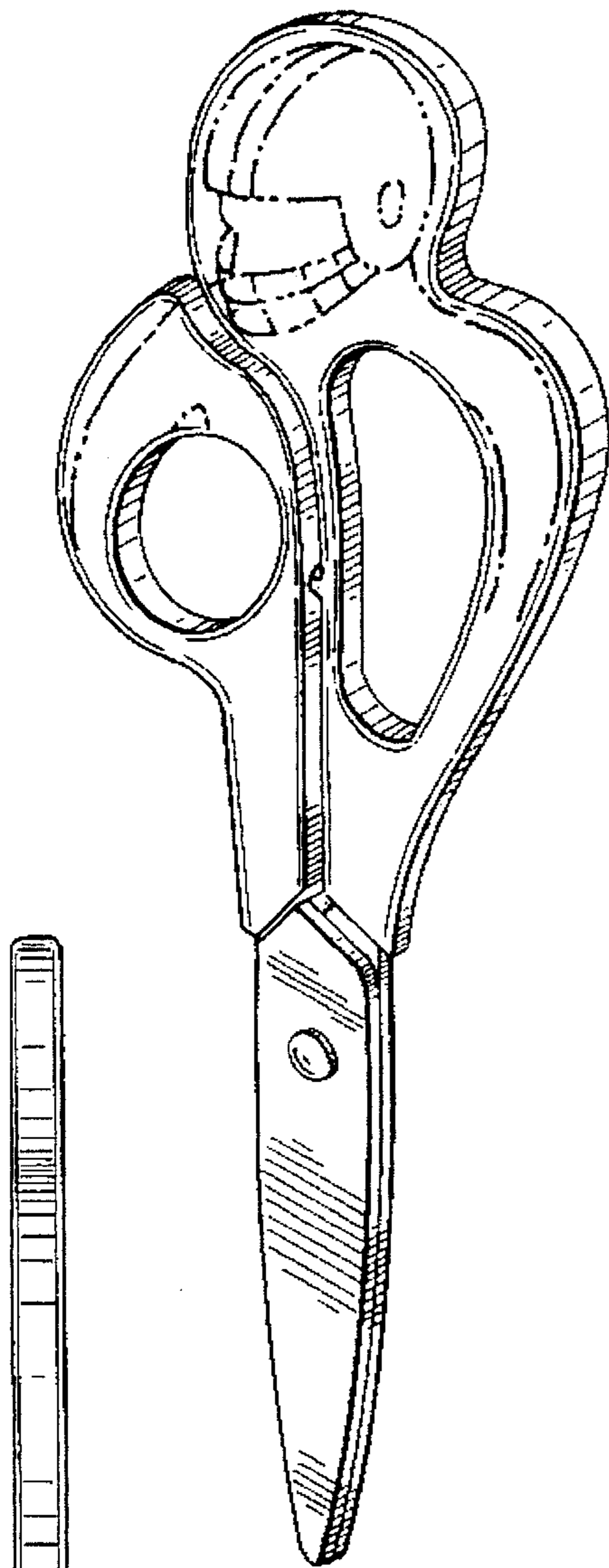


FIG. 1

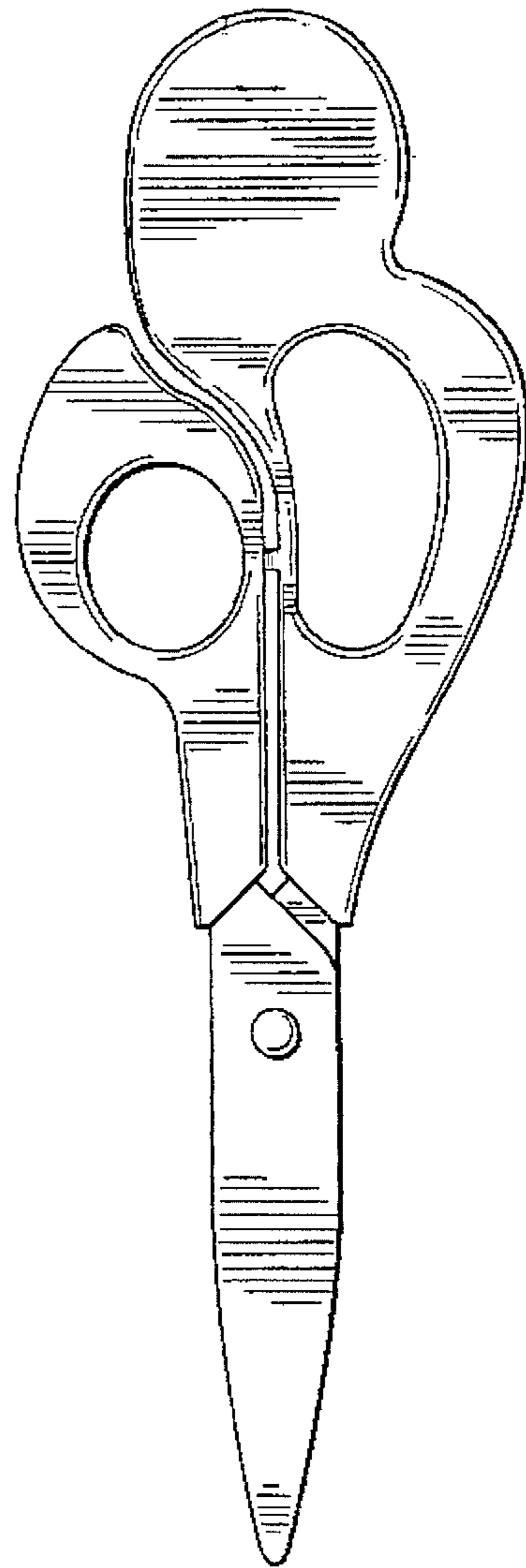


FIG. 2



FIG. 3



FIG. 4



FIG. 5



FIG. 6

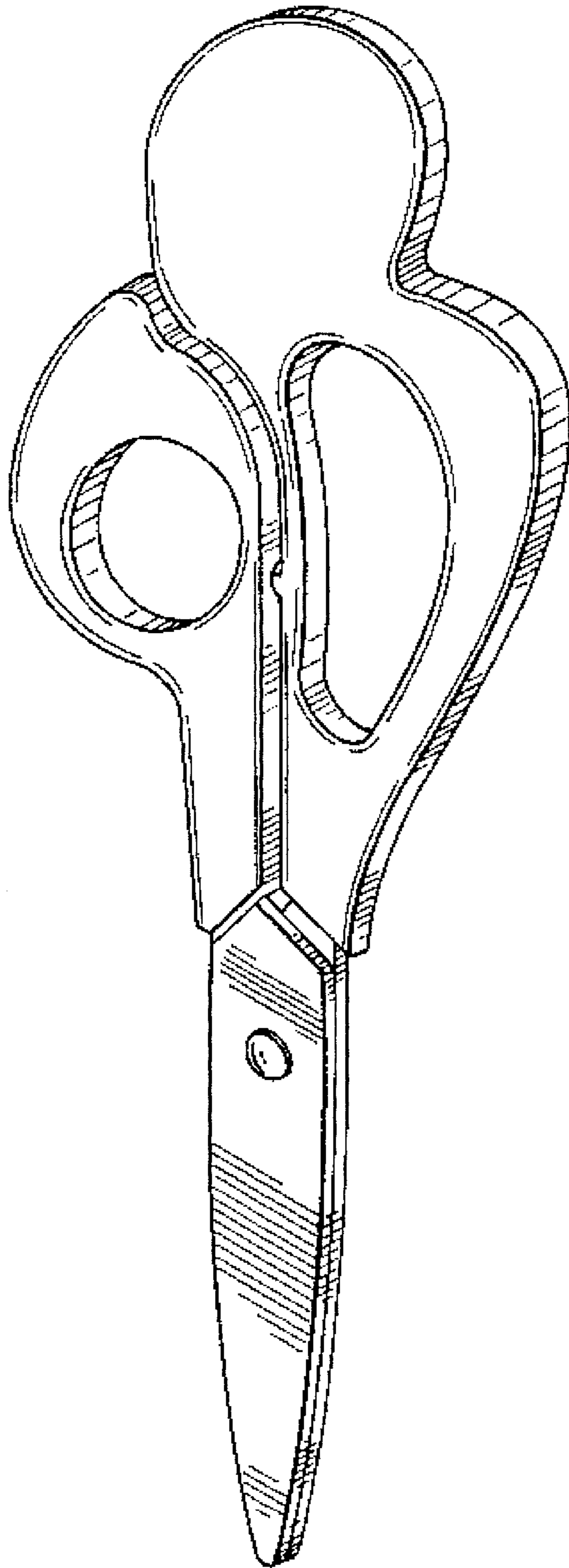


FIG. 7