



US00D372398S

United States Patent [19]

Lamson

[11] Patent Number: Des. 372,398

[45] Date of Patent: **Aug. 6, 1996

[54] SWIRL TUMBLER

[75] Inventor: Wayne Lamson, Beaverton, Mich.

[73] Assignee: Trafalgar House Inc., Beaverton, Mich.

[**] Term: 14 Years

[21] Appl. No.: 37,529

[22] Filed: Apr. 17, 1995

[52] U.S. Cl. D7/529; D7/523; D7/509; D7/531

[58] Field of Search D7/506, 507, 509, D7/510, 511, 512, 513, 514, 515, 523, 529, 530, 531, 533, 534, 535, 536, 619, 622, 623; 220/670, 673; 229/400, 403, 402

[56] **References Cited**

U.S. PATENT DOCUMENTS

D. 90,120 6/1933 McNash D7/523

D. 90,121	6/1933	McNash	D7/523
D. 94,100	12/1934	Spear	D7/523
D. 192,435	3/1962	Goodman	D7/531
D. 248,358	7/1978	Thomas	D7/531
D. 266,815	11/1982	Durand	D7/523
D. 276,488	11/1984	Durand	D7/535
3,194,468	7/1965	Baron	D7/530 X
3,443,715	5/1969	Edwards	D7/531 X
3,495,736	2/1970	Ragetti	220/670
5,267,685	12/1993	Sorensen	220/673 X

Primary Examiner—M. N. Pandozzi
Attorney, Agent, or Firm—John J. Swartz

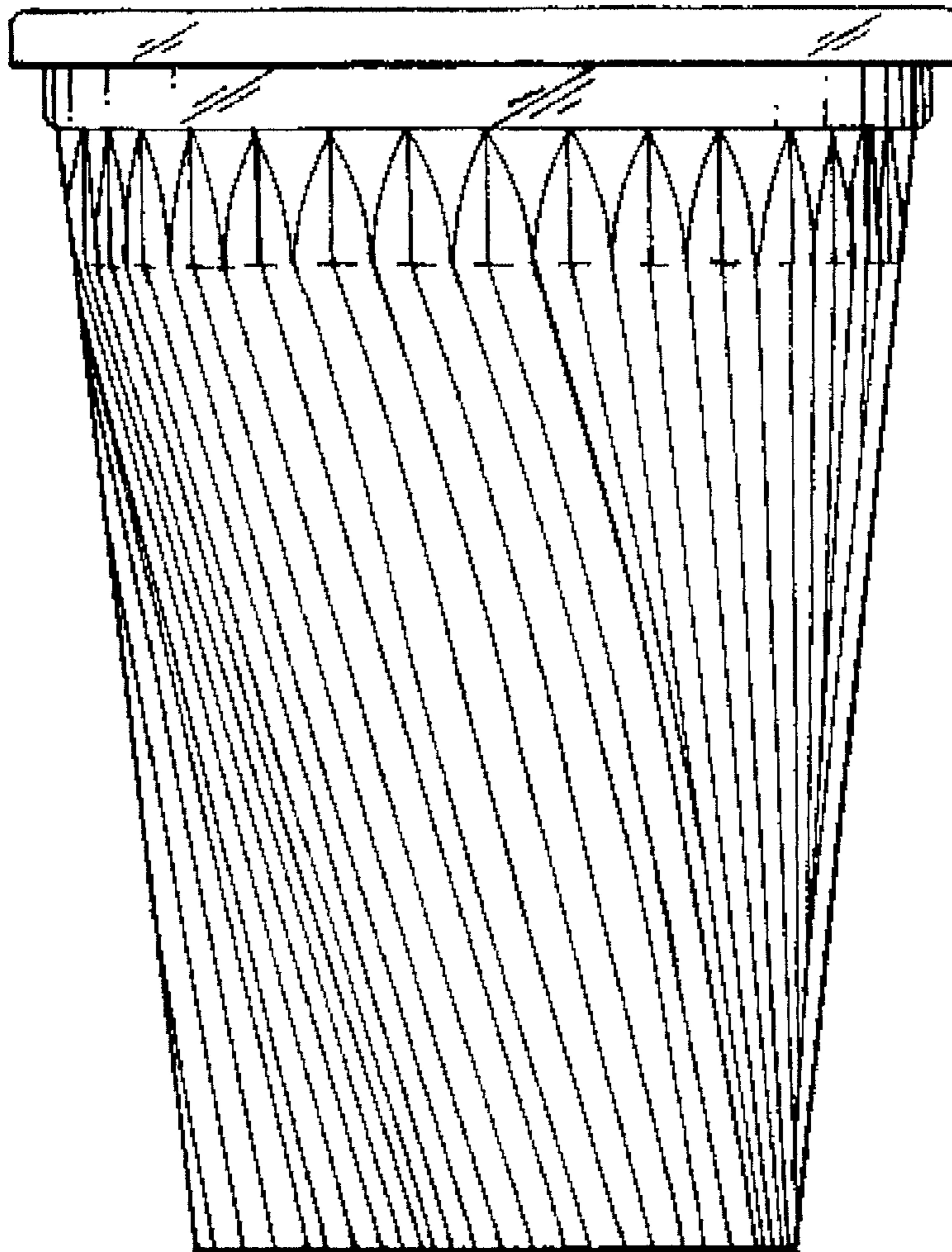
[57] **CLAIM**

The ornamental design for a swirl tumbler, as shown and described.

DESCRIPTION

FIG. 1 is a side elevational view of a swirl tumbler showing my new design of the present invention; FIG. 2 is a top plan view thereof; and, FIG. 3 is a bottom plan view thereof.

1 Claim, 1 Drawing Sheet



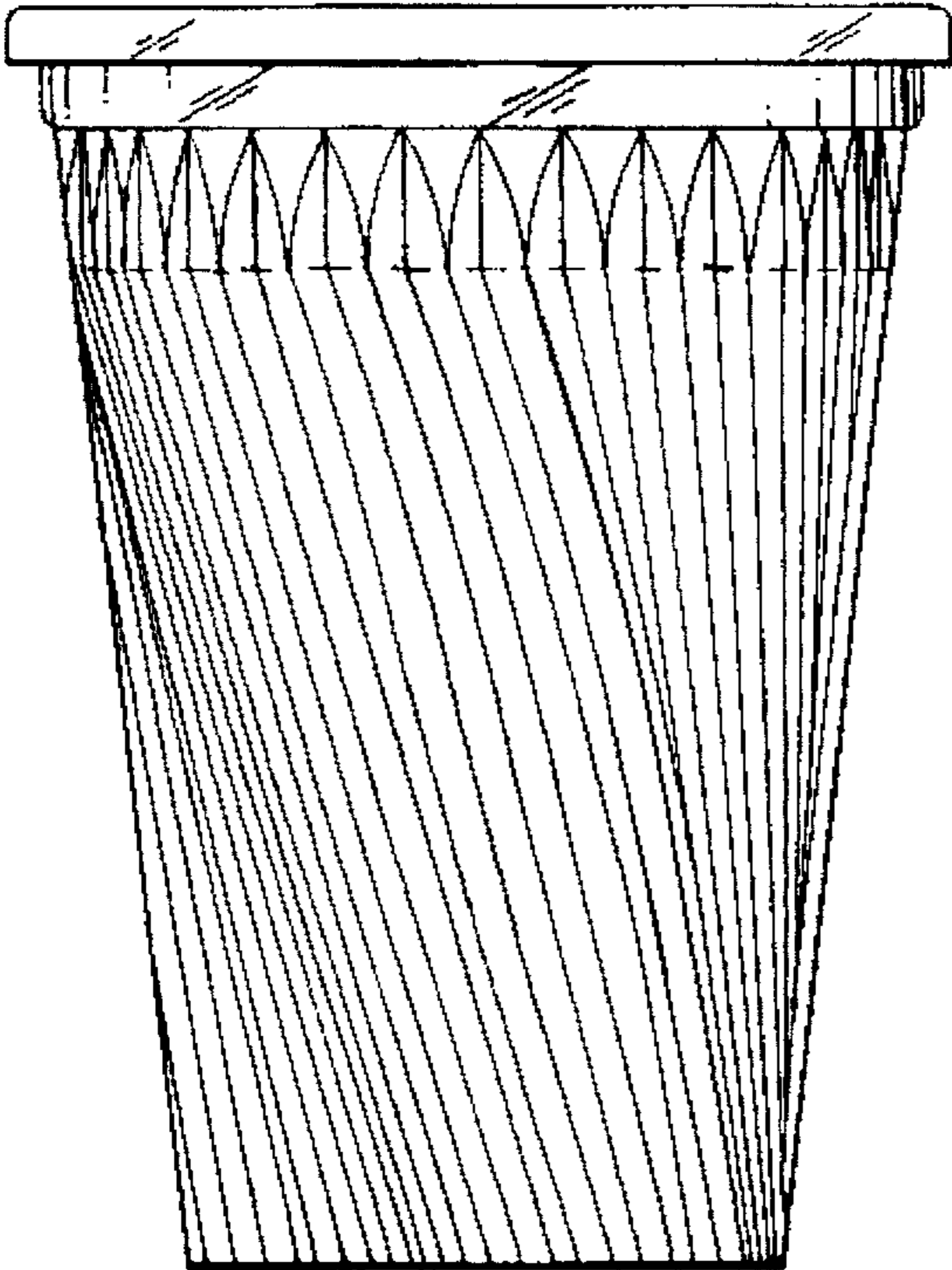


Fig. 1

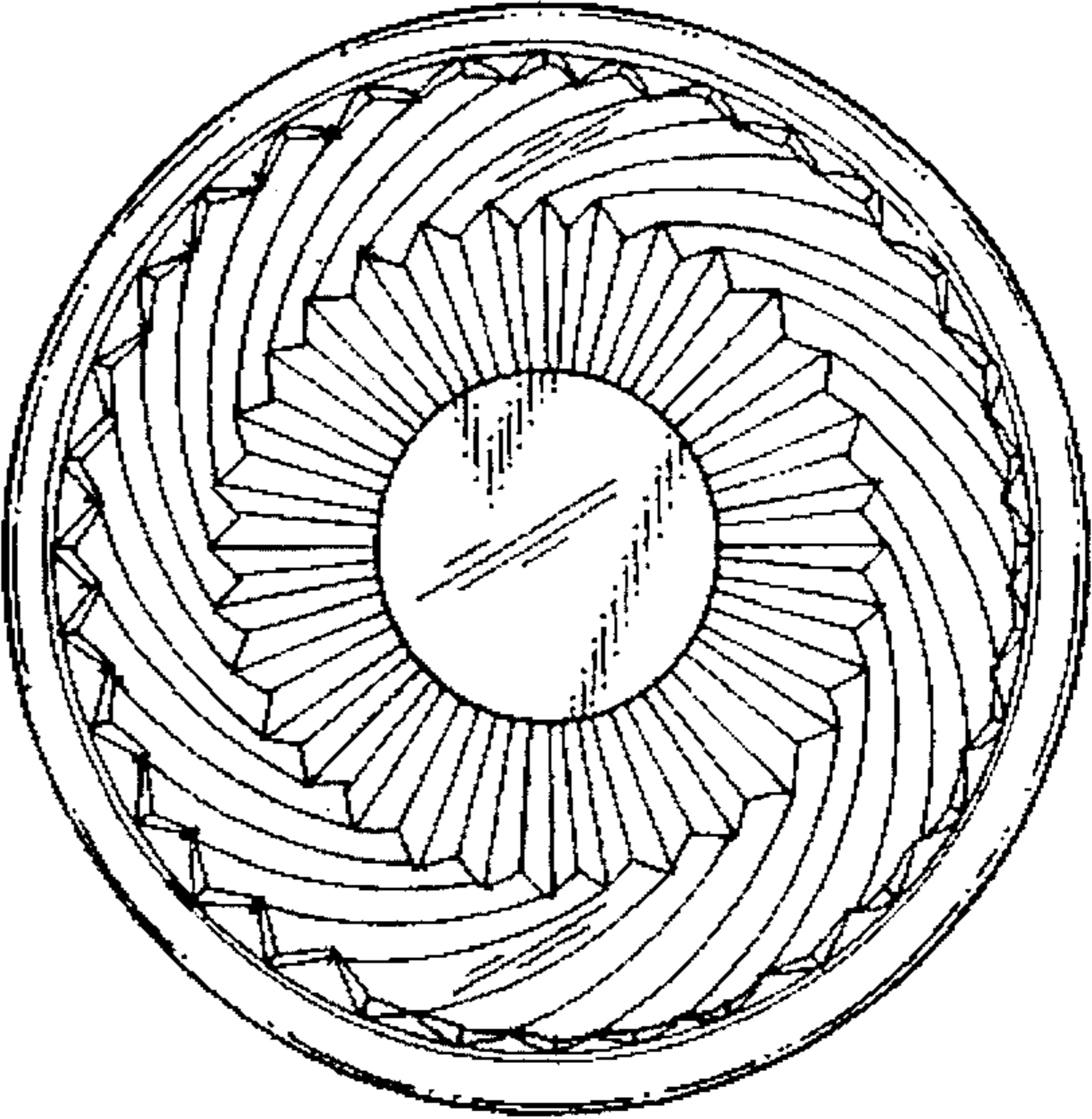


Fig. 2

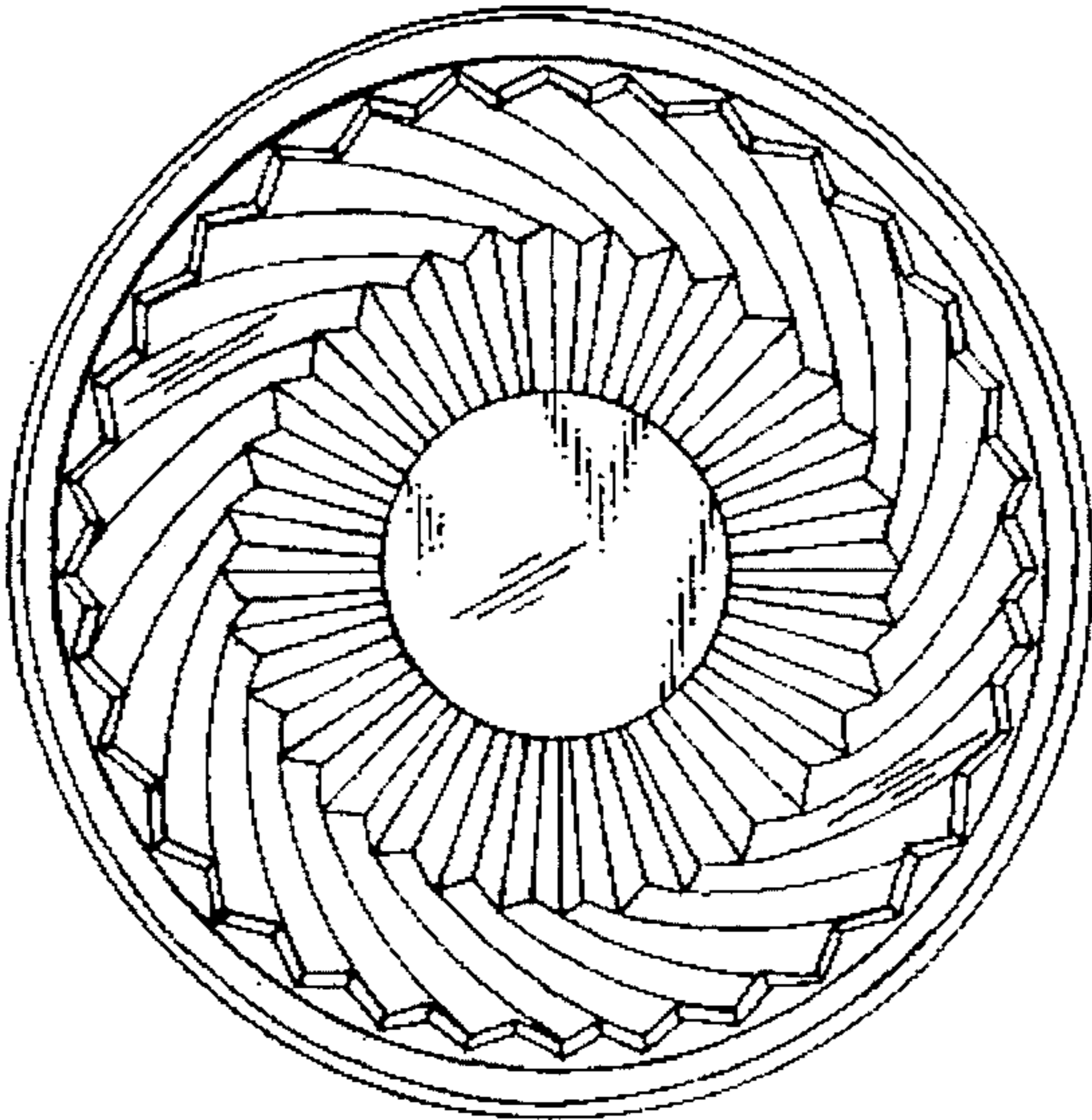


Fig. 3