



US00D372386S

United States Patent [19] Kuchenbecker

[11] Patent Number: **Des. 372,386**

[45] Date of Patent: ****Aug. 6, 1996**

[54] **FACIAL TISSUE BOX**

3,738,564 6/1973 Persson .
4,289,267 9/1981 Mayea .

[75] Inventor: **Morris W. Kuchenbecker**, Neenah, Wis.

FOREIGN PATENT DOCUMENTS

[73] Assignee: **James River Corporation of Virginia**, Richmond, Va.

575317 12/1974 Czechoslovakia .
803978 11/1958 United Kingdom .
2243596 6/1991 United Kingdom .

[**] Term: **14 Years**

OTHER PUBLICATIONS

[21] Appl. No.: **917,628**

Maleck Catalogue (1980) p. 31. Tissue Box # MLISSO.

[22] Filed: **Jul. 24, 1992**

Primary Examiner—Brian N. Vinson

[52] U.S. Cl. **D6/518**

Attorney, Agent, or Firm—Sixbey, Friedman, Leedom & Ferguson, P.C.; Charles M. Leedom, Jr.; Donald R. Studebaker

[58] Field of Search D6/515-518; 206/804, 206/812; 211/13, 45, 49.1; 221/22, 33, 38, 45, 282-286; 312/37-38

[57] CLAIM

[56] References Cited

The ornamental design for a facial tissue box, as shown and described.

U.S. PATENT DOCUMENTS

DESCRIPTION

Re. 25,876	10/1965	Buttery et al. .	
D. 202,920	11/1965	Muesing	D6/518
271,177	1/1883	White	D6/518 X
D. 321,655	11/1991	Lai	D6/518 X
D. 328,992	9/1992	Hollinger	D6/518
1,892,714	1/1933	Wellman .	
2,122,480	7/1938	Lowey .	
2,156,999	5/1939	McNeil .	
2,314,631	3/1943	Ray .	
2,580,982	1/1952	Weiss	D6/518 X
2,593,143	4/1952	Hendrick .	
3,467,298	9/1969	Wysocki .	

FIG. 1 is a perspective view of the facial tissue box showing my new design;
FIG. 2 is a top plan view of the facial tissue box of FIG. 1;
FIG. 3 is a bottom plan view of the facial tissue box of FIG. 1;
FIG. 4 is a front elevational view of the facial tissue box of FIG. 1; and,
FIG. 5 is a side elevational view of the facial tissue box of FIG. 1.

1 Claim, 1 Drawing Sheet

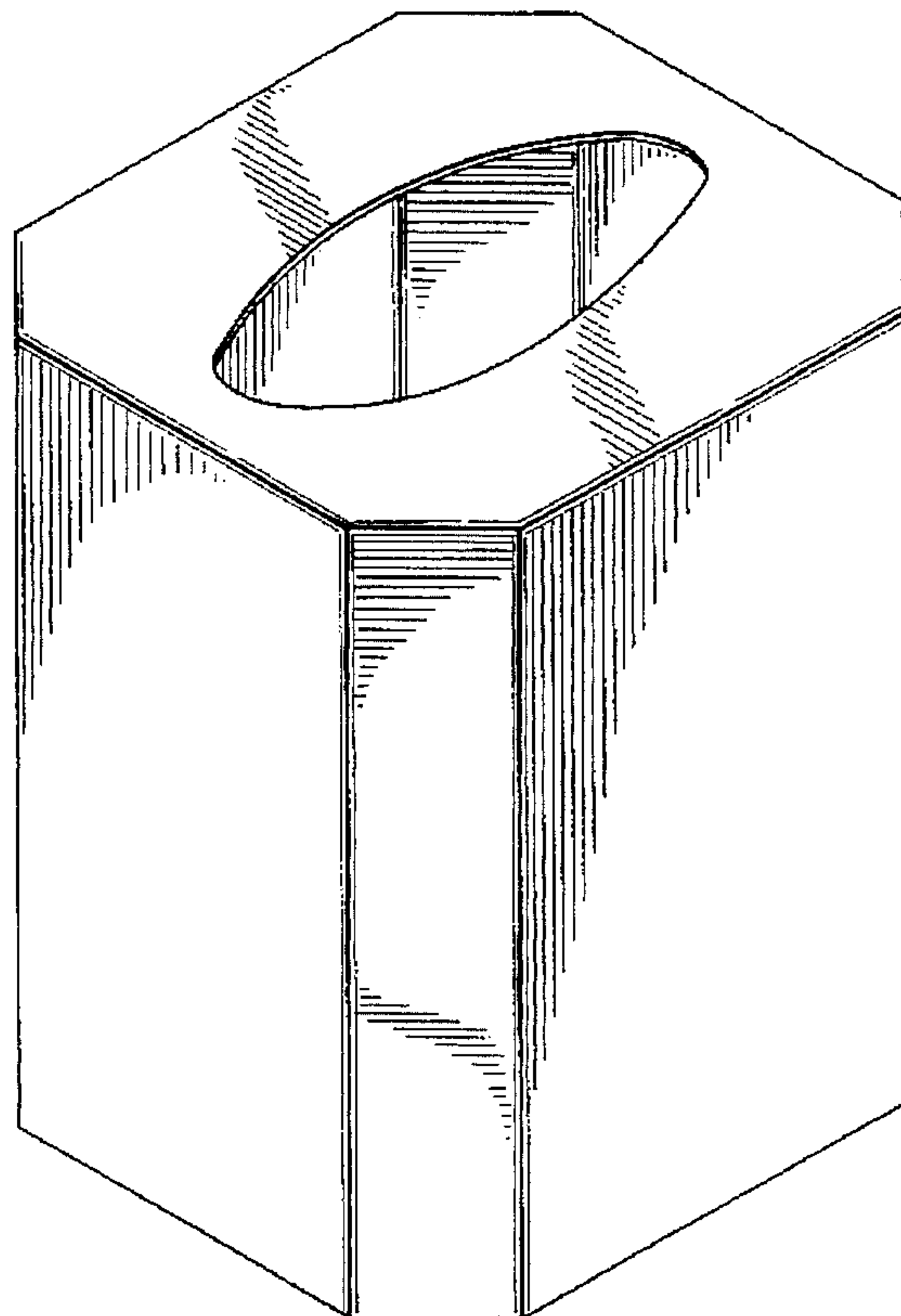


FIG. 1

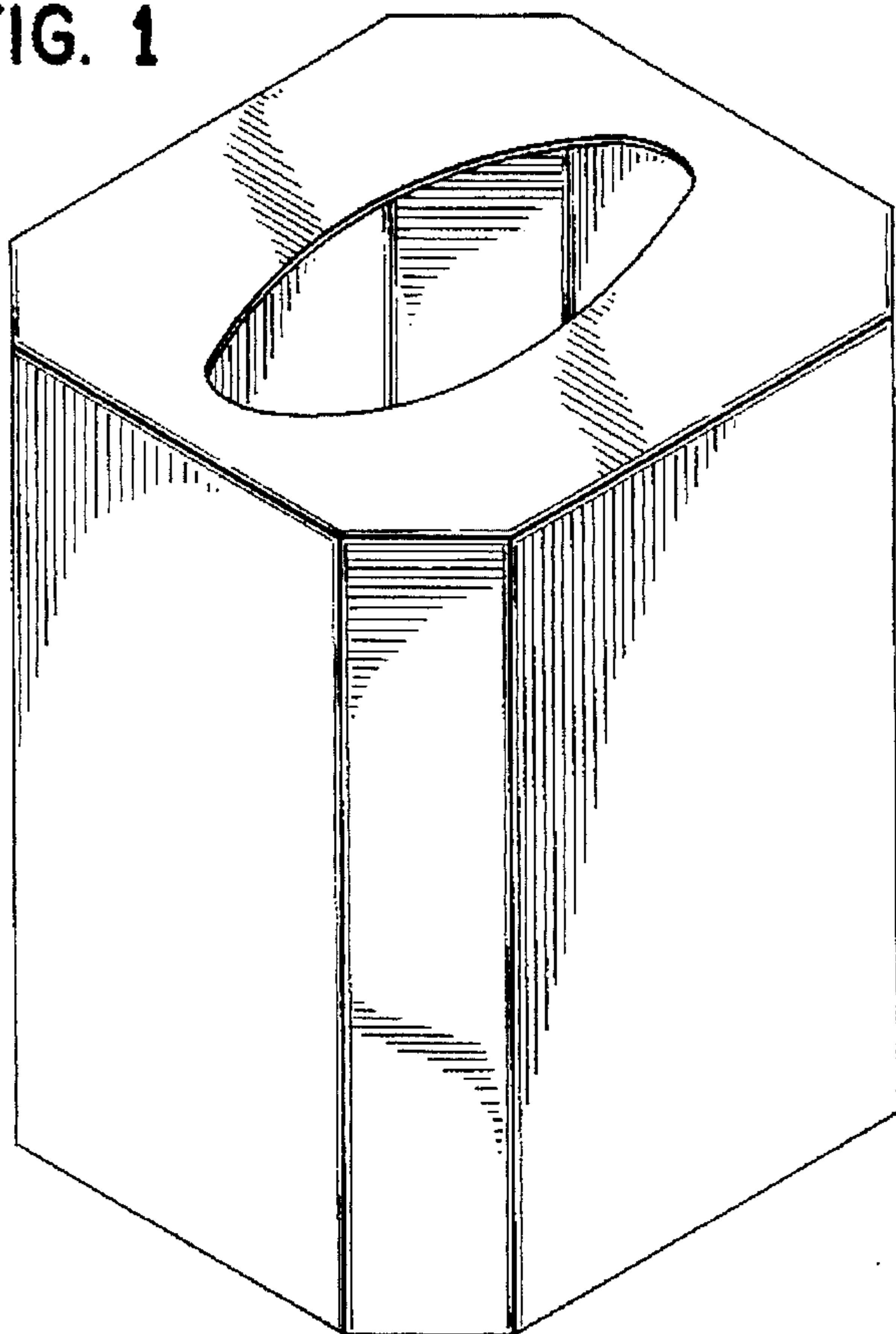


FIG. 2

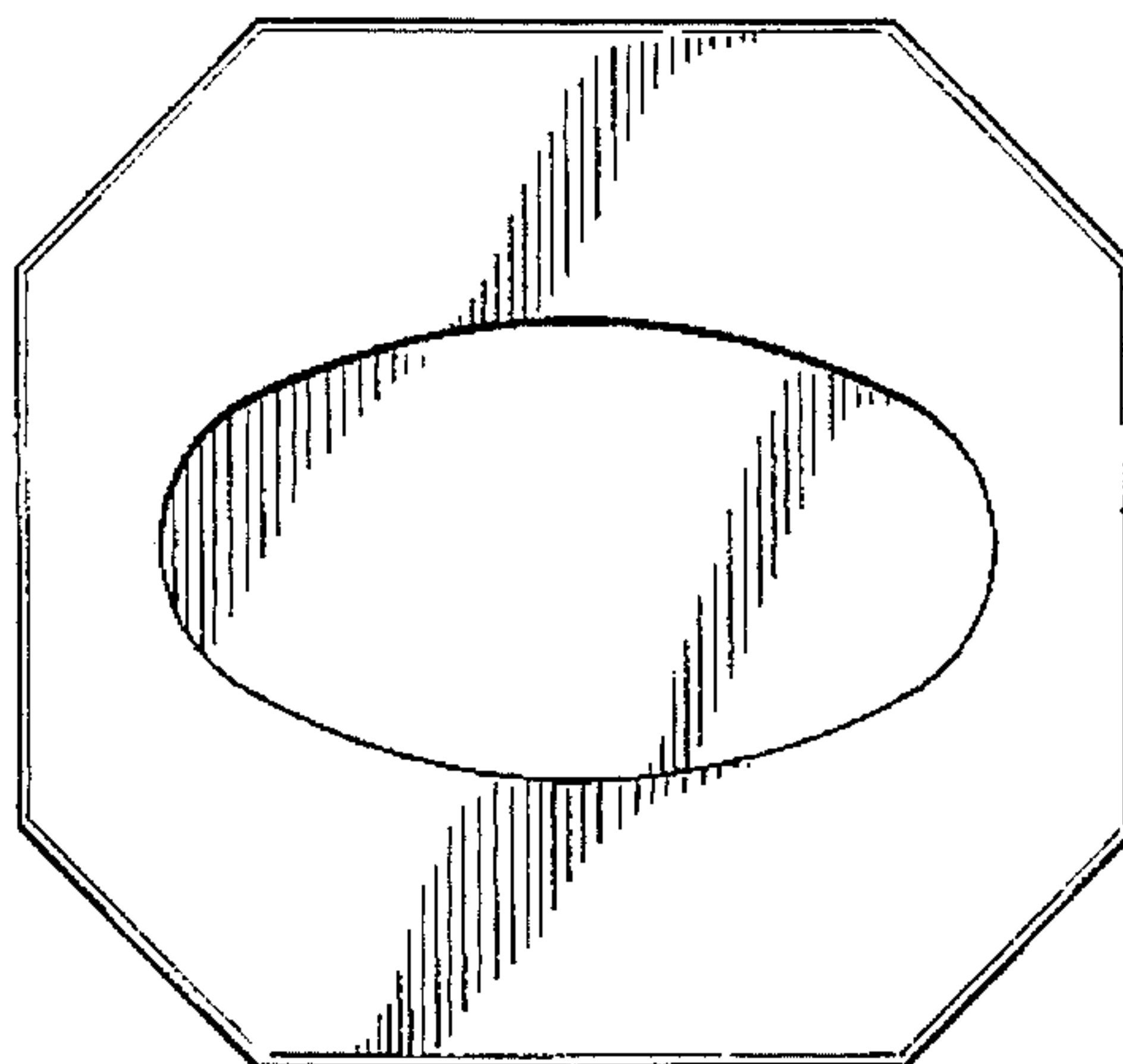


FIG. 3

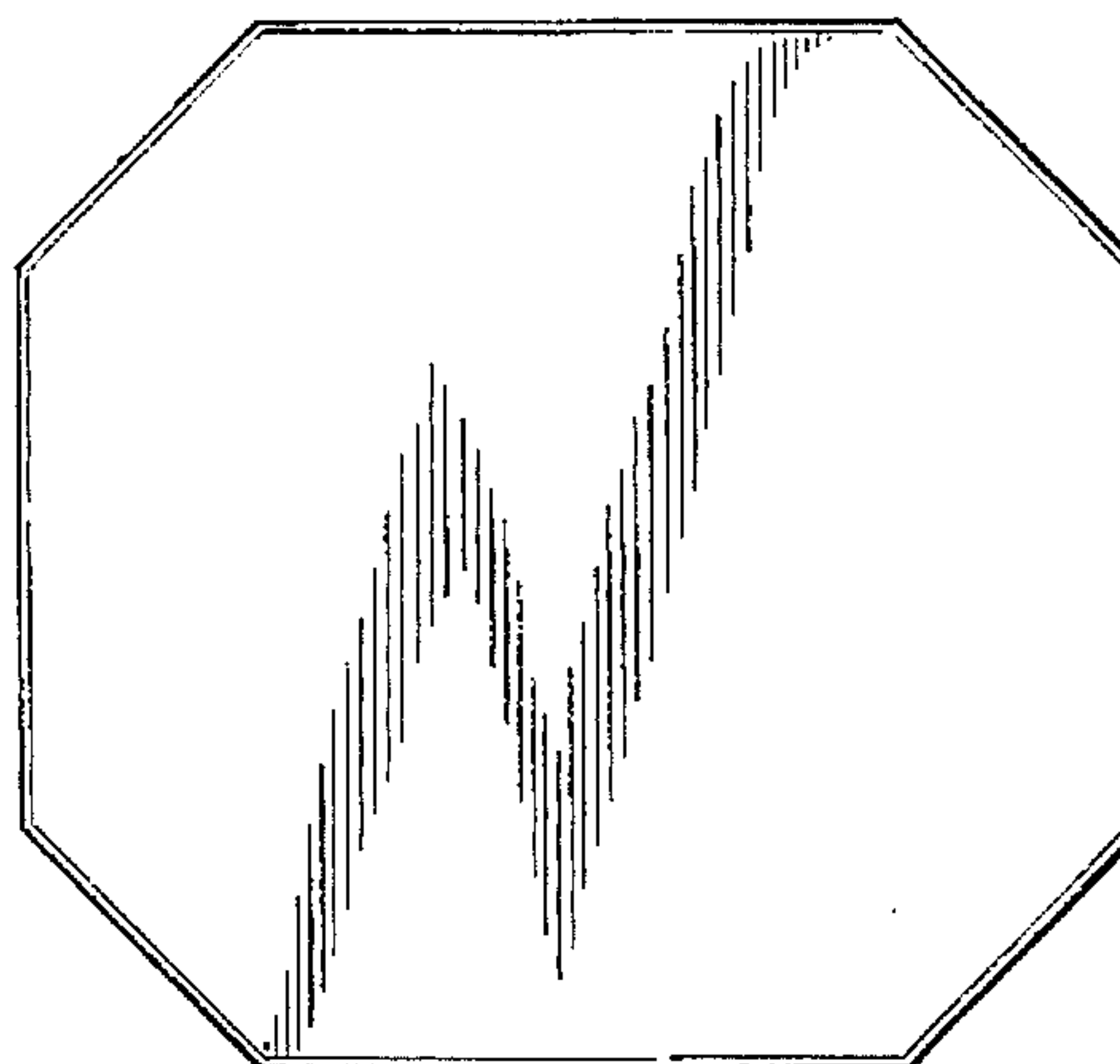


FIG. 4

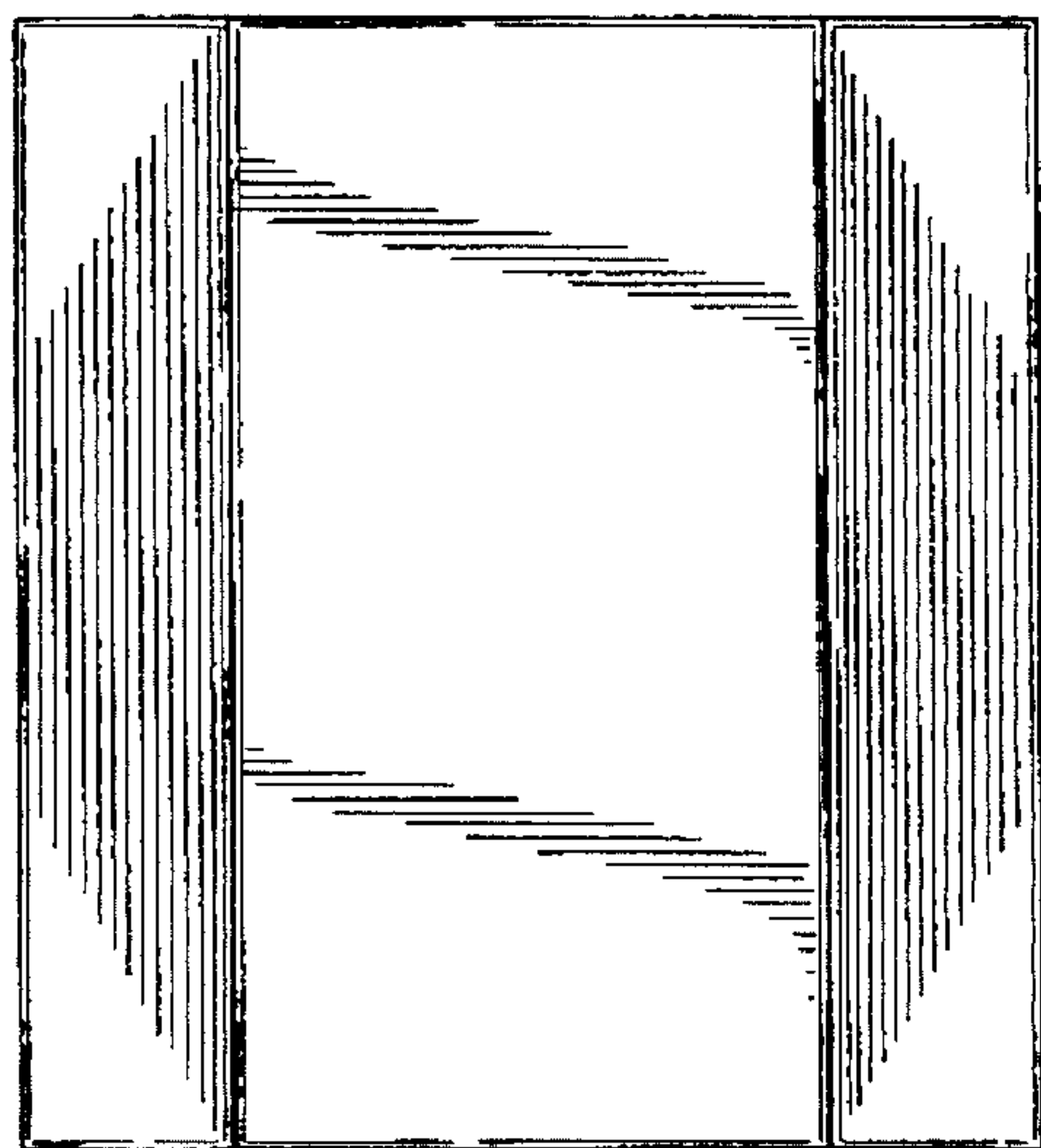


FIG. 5

