



US00D372358S

United States Patent [19]
Mathison

[11] **Patent Number: Des. 372,358**

[45] **Date of Patent: **Aug. 6, 1996**

[54] **COMBINED CREDIT CARD HOLDER AND MONEY CLIP**

4,141,400 2/1979 Mangan D3/247 X

[75] Inventor: **Steven L. Mathison**, 2135 S. 6th Ct.,
Des Moines, Iowa 50321

Primary Examiner—Doris V. Coles

Assistant Examiner—Catherine R. Oliver

Attorney, Agent, or Firm—Kent A. Herink; Brian J. Lau-
renzo; Davis, Brown Law Firm

[73] Assignee: **Steven L. Mathison**, West Des Moines,
Iowa

[57] **CLAIM**

[**] Term: **14 Years**

The ornamental design for a combined credit card holder
and money clip, as shown.

[21] Appl. No.: **30,237**

DESCRIPTION

[22] Filed: **Oct. 24, 1994**

[52] U.S. Cl. **D3/247**; D11/78.1

[58] **Field of Search** D3/215, 224, 247,
D3/250, 227, 248, 253, 207, 208, 212;
D19/9, 10, 75; D21/54, 55, 57; 150/131,
147; D11/78.1, 200, 201

FIG. 1 is a perspective view of the combined credit card
holder and money clip;

FIG. 2 is a side elevational view of the combined credit card
holder and money clip of FIG. 1 as seen from the left-hand
side of FIG. 1;

FIG. 3 is a side elevational view of the combined credit card
holder and money clip of FIG. 1 as seen from the right-hand
side of FIG. 1;

FIG. 4 is a front view in elevation of the combined credit
card holder and money clip of FIG. 1;

FIG. 5 is a rear view in elevation of the combined credit card
holder and money clip;

FIG. 6 is a top plan view of the combined credit card holder
and money clip; and,

FIG. 7 is a bottom plan view of the combined credit card
holder and money clip.

[56] **References Cited**

U.S. PATENT DOCUMENTS

D. 203,240	12/1965	McCreary	D3/247
D. 221,412	8/1971	Laughlin	D11/78.1
D. 239,578	4/1976	Woodard	D3/227 X
D. 317,983	7/1991	Gilbreath	D3/226 X
D. 345,761	4/1994	Bolds	D3/226 X
1,470,709	10/1923	Cook	150/147 X
1,699,865	1/1929	Walton	150/147 X
3,958,690	5/1976	Gee, Sr.	150/147 X

1 Claim, 1 Drawing Sheet

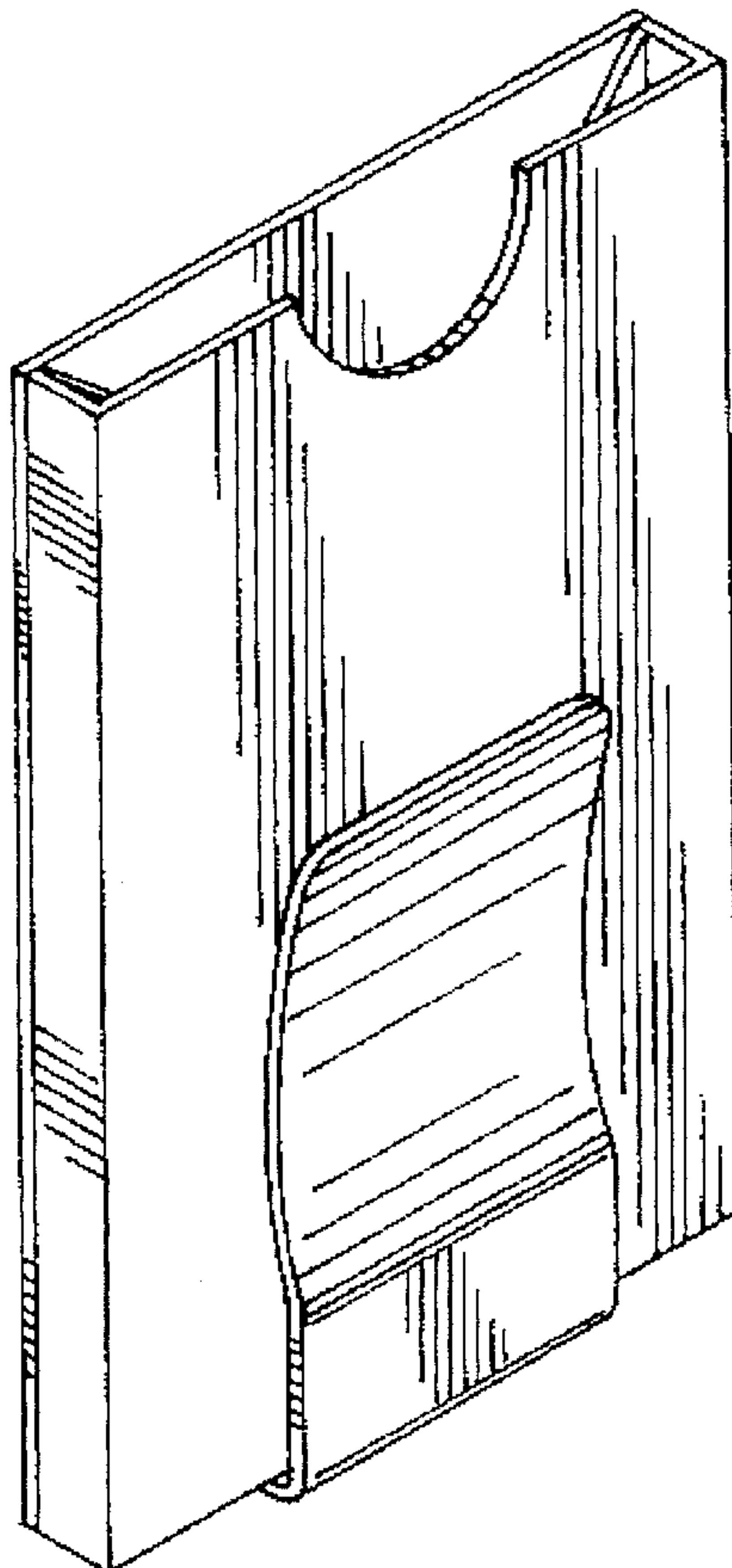


FIG.1

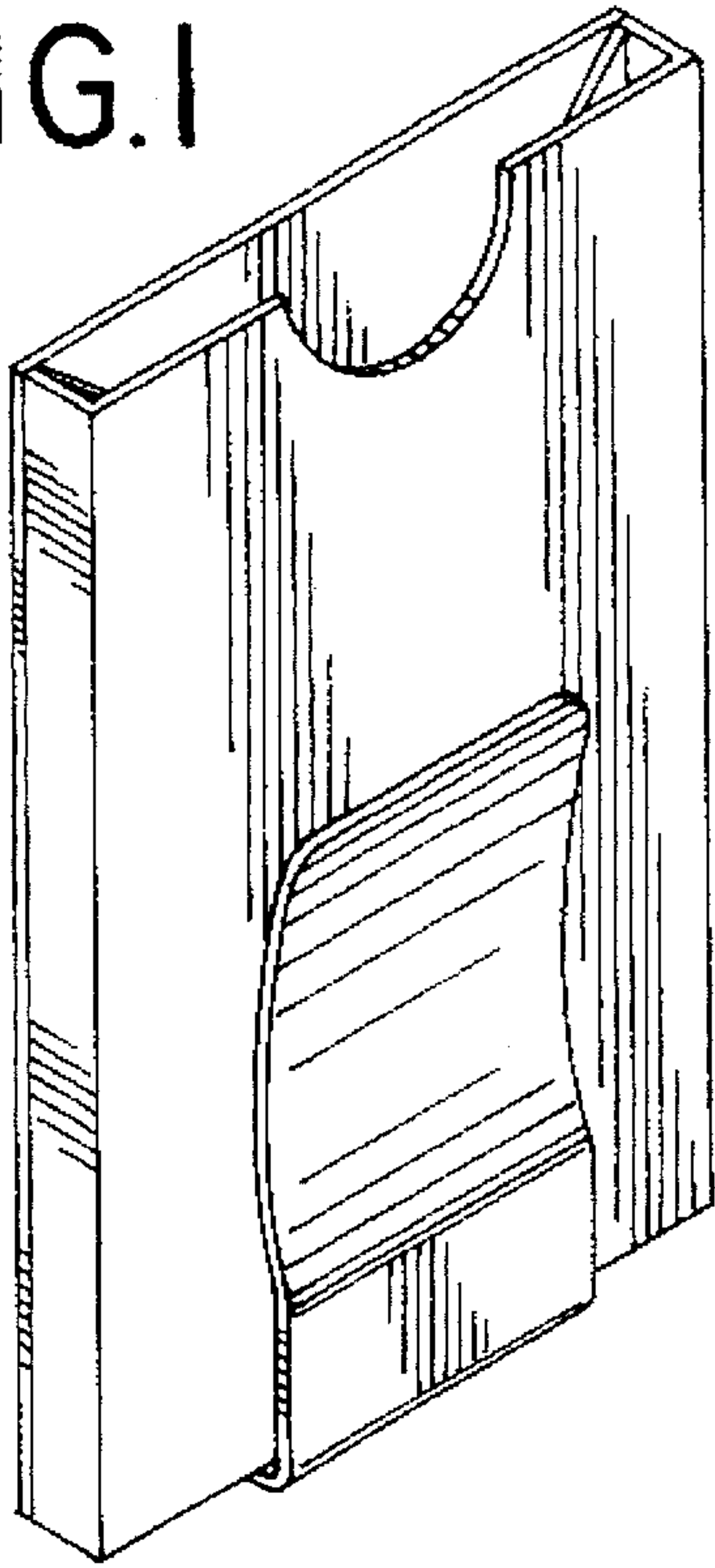


FIG.2



FIG.3



FIG.4



FIG.5

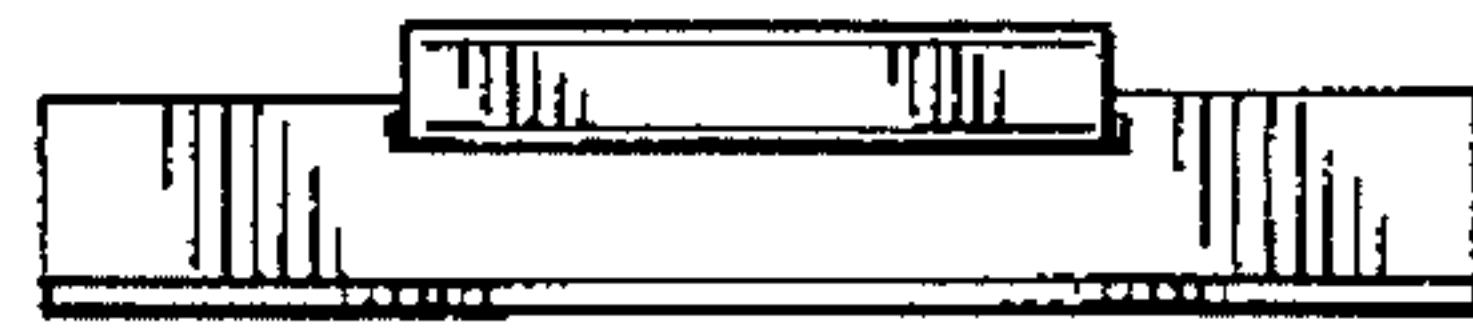


FIG.6

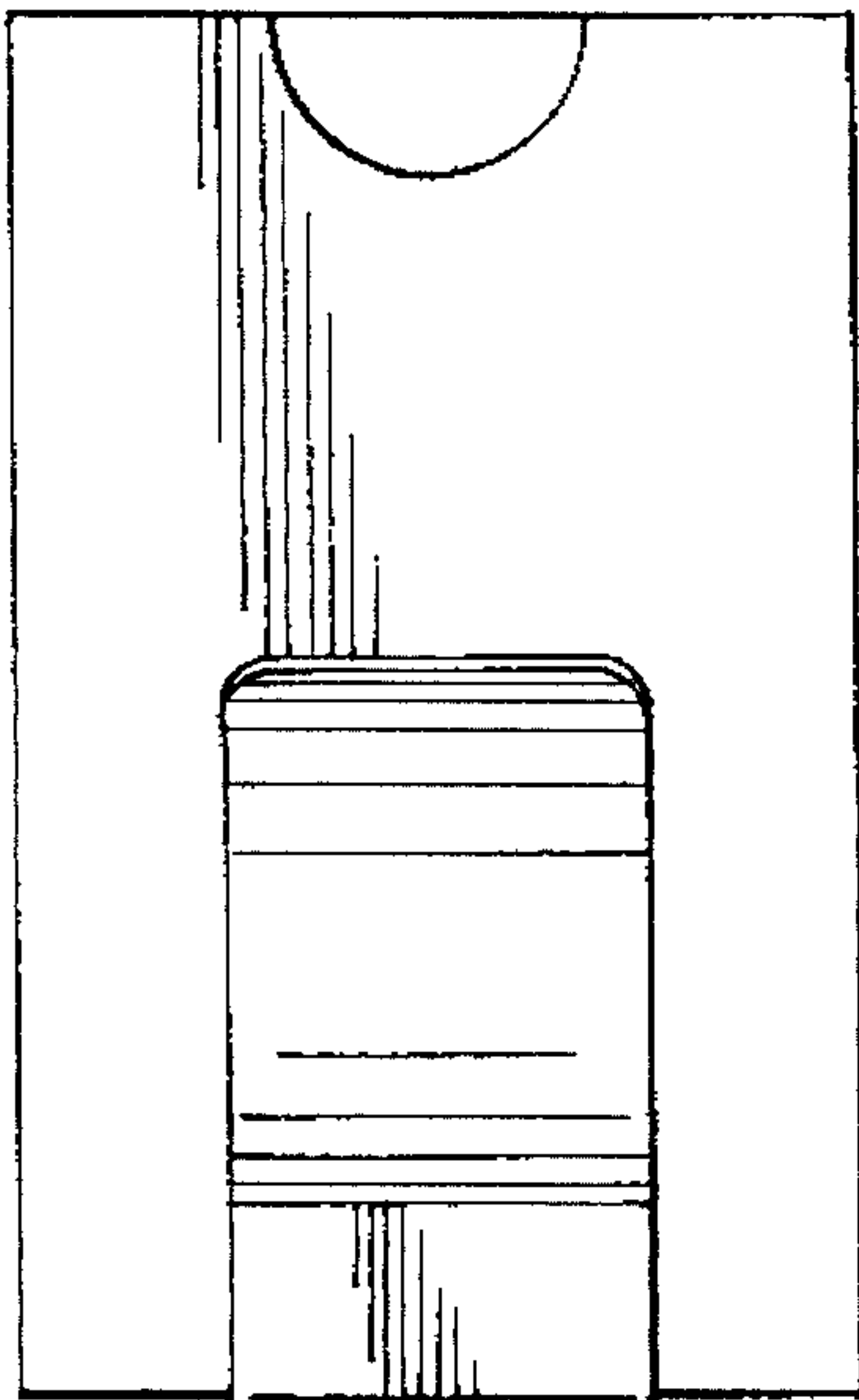


FIG.7

