



US00D372356S

United States Patent [19] Marguerite

[11] Patent Number: **Des. 372,356**

[45] Date of Patent: ****Aug. 6, 1996**

[54] **ILLUMINATED KEY RING**

[75] Inventor: **Patrick Marguerite**, Annecy le Vieux, France

[73] Assignee: **Impex SA**, Les Abrets, France

[**] Term: **14 Years**

[21] Appl. No.: **37,362**

[22] Filed: **Apr. 11, 1995**

[30] **Foreign Application Priority Data**

Oct. 12, 1994 [WO] WIPO DM/030957

[52] U.S. Cl. **D3/209**

[58] Field of Search D3/207-212; 70/456 R,
70/456 B; 24/3 K; D87/347

[56] **References Cited**

U.S. PATENT DOCUMENTS

- D. 213,907 4/1969 Wofter D3/207
- D. 246,154 10/1977 Tsang D3/210
- D. 303,997 10/1989 Grossiord D3/211
- D. 308,759 6/1990 Lui D3/209

- D. 319,347 8/1991 VanLandingham, Jr. et al. D3/210
- D. 321,785 11/1991 Garrity D3/209
- D. 342,830 1/1994 Zeller D3/209
- D. 348,773 7/1994 Kutzero D3/207

Primary Examiner—Ralf Seifert
Attorney, Agent, or Firm—Kokjer, Kircher, Bowman & Johnson


[57] **CLAIM**

The ornamental design for an illuminated key ring, as shown and described.

DESCRIPTION

FIG. 1 is a top, front and side, perspective view of an illuminated key ring showing my new design;
 FIG. 2 is a front perspective view thereof;
 FIG. 3 is a side perspective view thereof, the elevational view thereof opposite that shown in FIG. 3 being the mirror image thereof;
 FIG. 4 is a rear perspective view thereof;
 FIG. 5 is a top plan view thereof; and,
 FIG. 6 is a bottom plan view thereof.

1 Claim, 2 Drawing Sheets






Fig. 1.




Fig. 2.




Fig. 3.




Fig. 4.




Fig. 5.




Fig. 6.