



US00D372354S

# United States Patent [19]

[11] Patent Number: **Des. 372,354**

Mitsu et al.

[45] Date of Patent: **\*\*Aug. 6, 1996**

[54] **SHOE SOLE**

D. 327,164	6/1992	Hatfield	.....	D2/954
4,050,168	9/1977	Pace	.....	36/112
4,712,314	12/1987	Sigoloff	.....	36/112

[75] Inventors: **Shigeyuki Mitsu, Kakogawa; Wataru Ueda; Katsuhiko Uno**, both of Kobe, all of Japan

### FOREIGN PATENT DOCUMENTS

861924 11/1992 Japan .

[73] Assignee: **Asics Corporation**, Japan

*Primary Examiner*—Celia Murphy  
*Attorney, Agent, or Firm*—Nixon & Vanderhye

[\*\*] Term: **14 Years**

### [57] CLAIM

[21] Appl. No.: **28,244**

The ornamental design for a shoe sole, as shown and described.

[22] Filed: **Sep. 6, 1994**

### [30] Foreign Application Priority Data

### DESCRIPTION

Mar. 9, 1994 [JP] Japan ..... 6-6200

[52] U.S. Cl. .... **D2/952; D2/951; D2/957**

[58] Field of Search ..... D2/902, 907, 908, D2/947, 950-960; 36/83, 84, 89, 102, 103, 104, 105, 106, 107, 112, 113, 114, 105, 106, 107, 112, 113, 114, 115, 126, 127, 128, 129, 130, 3 B, 22 R, 24.5, 25 R, 30 R, 32 R, 59 R

FIG. 1 is a right side elevational view of a shoe sole showing our new design, the broken lines showing a shoe upper being for illustrative purposes only and forming no part of the claimed design;

FIG. 2 is a left side elevational view thereof;

FIG. 3 is a front elevational view thereof;

FIG. 4 is a right side elevational view thereof;

FIG. 5 is a rear elevational view thereof;

FIG. 6 is a top plan view thereof;

FIG. 7 is a bottom plan view thereof; and,

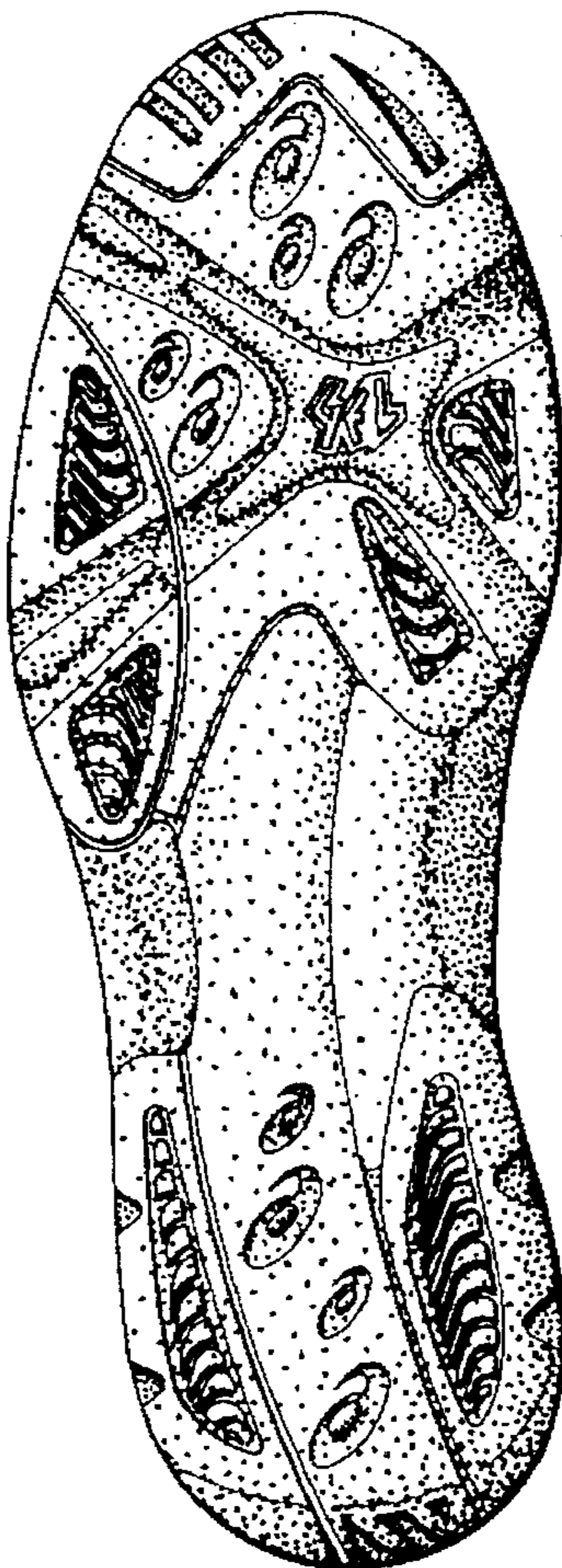
FIG. 8 is a perspective view thereof.

### [56] References Cited

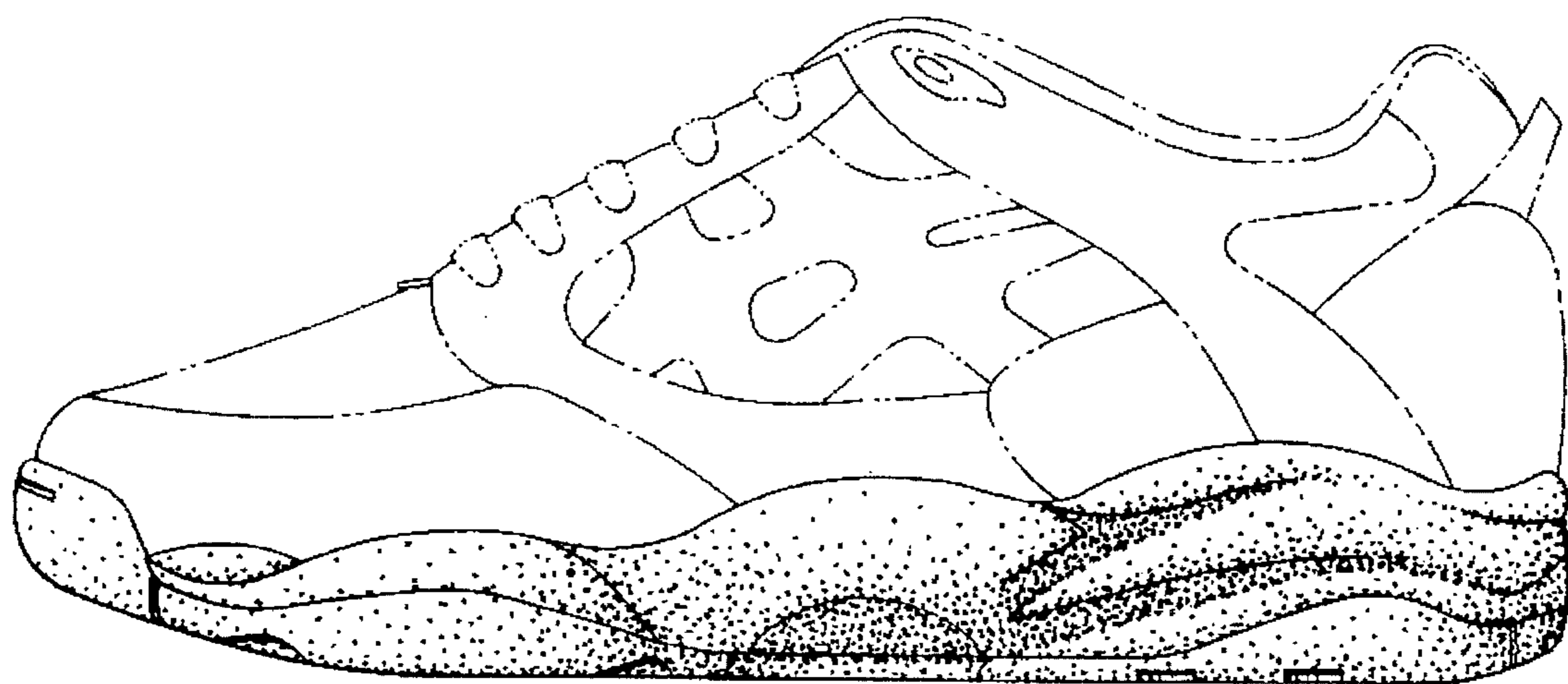
#### U.S. PATENT DOCUMENTS

D. 257,076	9/1980	Amicone et al.	.....	D2/953
D. 296,839	7/1988	Kelley	.....	D2/954

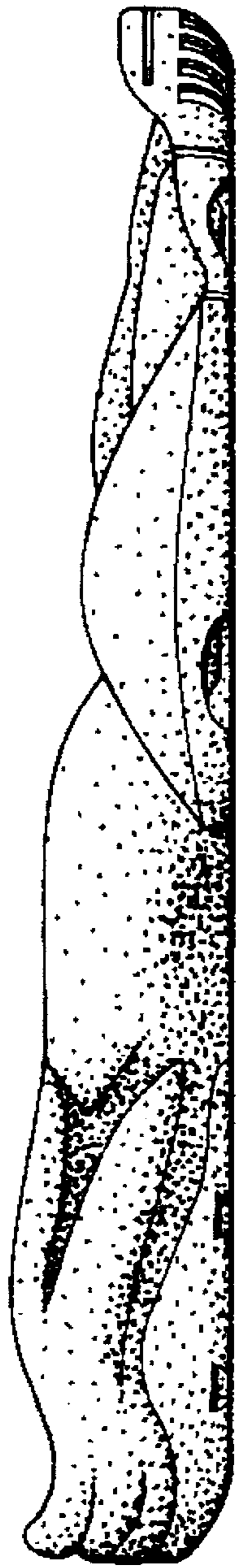
**1 Claim, 4 Drawing Sheets**



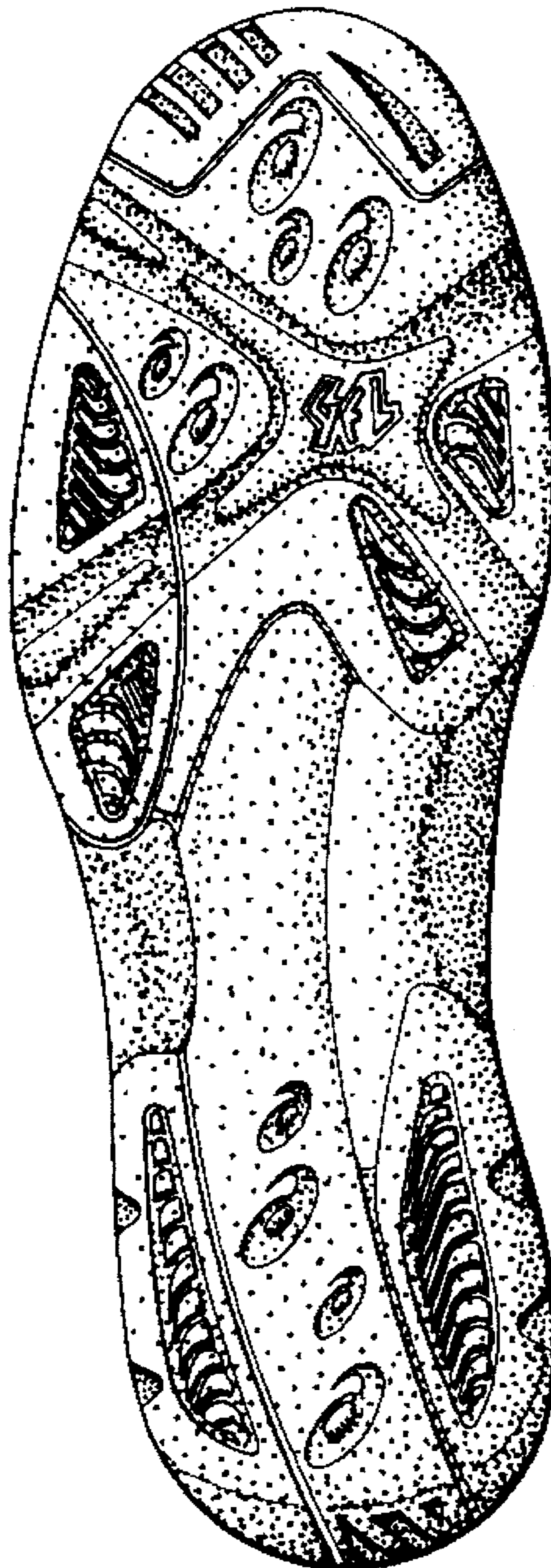
*Fig. 1*



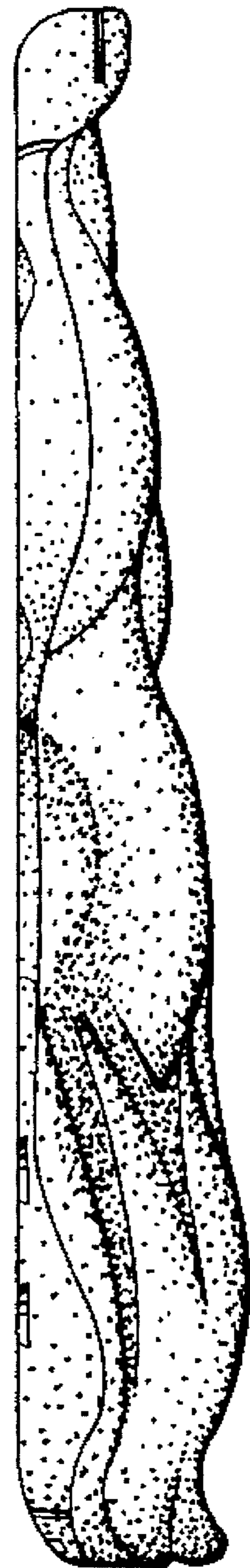
*Fig. 2*



*Fig. 3*

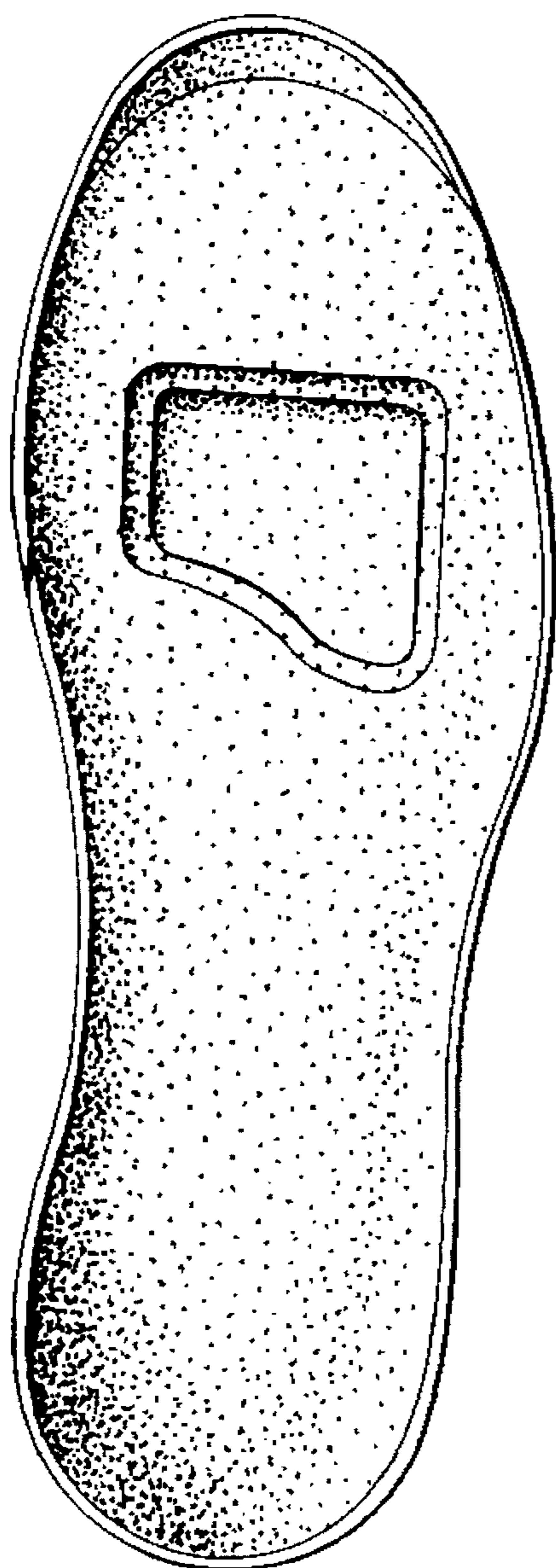


*Fig. 4*

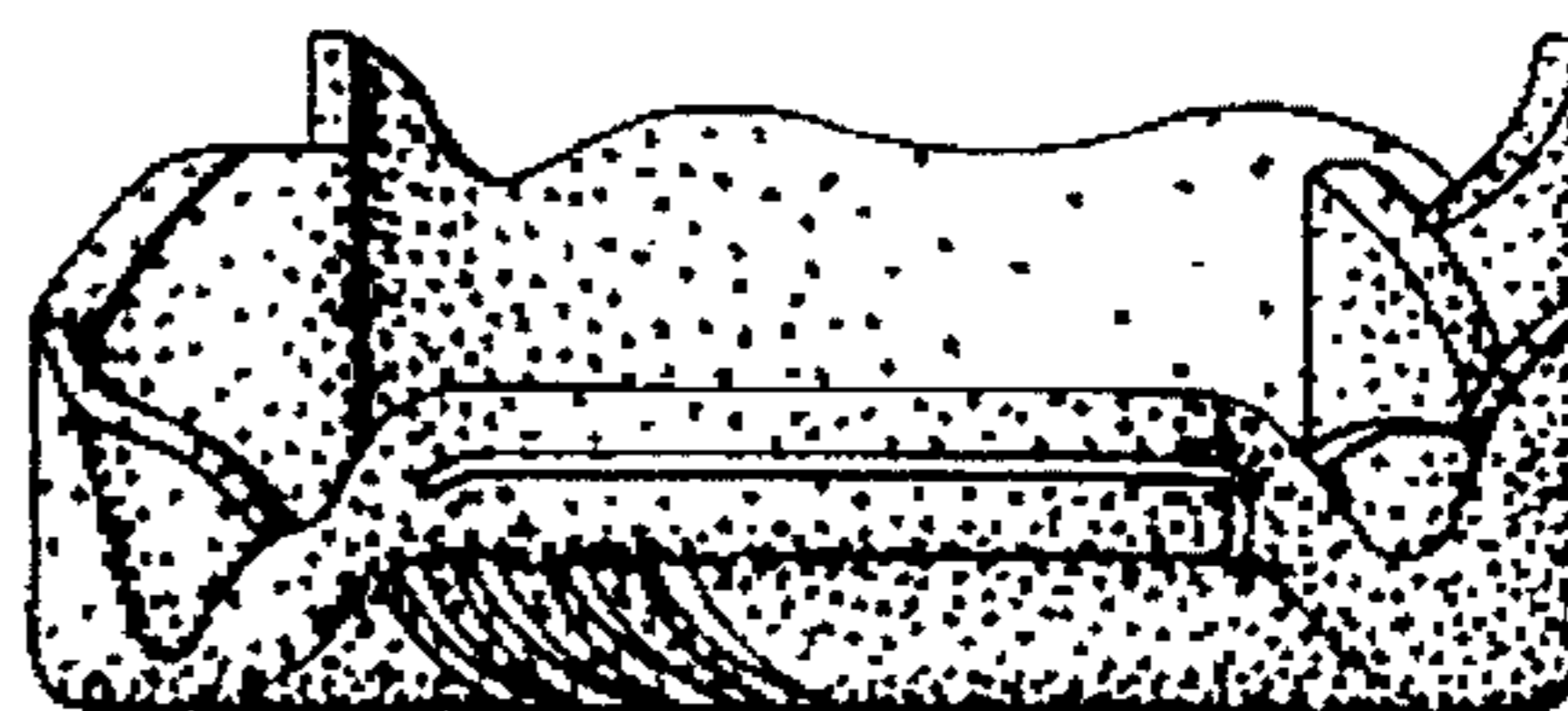




*Fig. 5*



*Fig. 6*



*Fig. 7*



Fig. 8

