



US00D372336S

# United States Patent [19] Kip

[11] Patent Number: **Des. 372,336**

[45] Date of Patent: **\*\*Jul. 30, 1996**

[54] **HOT AIR COMB**  
[75] Inventor: **Albart J. Kip**, Groningen, Netherlands

D. 362,964 10/1995 Sanchez ..... D28/25 X  
4,173,231 11/1979 Isino et al. .... 132/271  
4,936,027 6/1990 Tsuji ..... 392/380 X

[73] Assignee: **U.S. Philips Corporation**, New York, N.Y.

### FOREIGN PATENT DOCUMENTS

[\*\*] Term: **14 Years**

66061 6/1977 Japan ..... 392/384  
4336002 11/1992 Japan ..... 392/383  
6113919 4/1994 Japan ..... 392/380

[21] Appl. No.: **38,591**

*Primary Examiner*—Dominic Simone  
*Assistant Examiner*—C. Tuttle  
*Attorney, Agent, or Firm*—Jack E. Haken

[22] Filed: **May 9, 1995**

### [30] Foreign Application Priority Data

### [57] CLAIM

Nov. 21, 1994 [CH] Switzerland ..... DMA/002710

The ornamental design for a hot air comb, as shown.

[52] U.S. Cl. .... **D28/18**; D28/25; D4/117; D4/136

### DESCRIPTION

[58] Field of Search ..... D28/13, 15, 18, D28/24, 25, 28; D4/116-17, 136; 132/112-118, 271, 272; 392/383-4; 219/222; 34/96-98

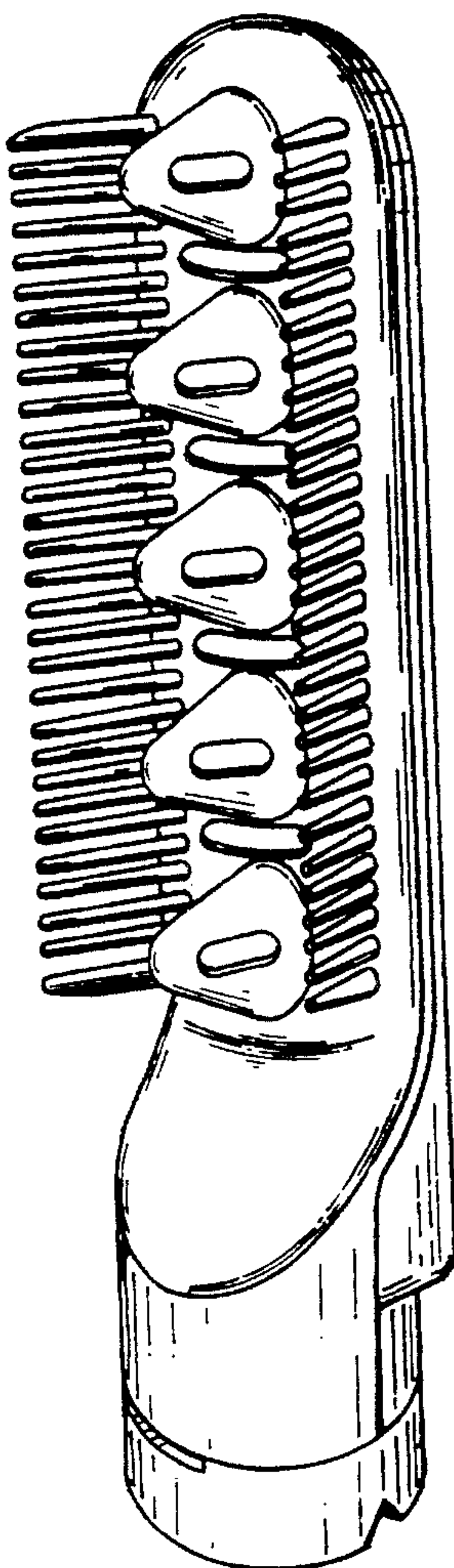
FIG. 1 is a front, top, right side, perspective view showing my new design;  
FIG. 2 is a front elevational view thereof;  
FIG. 3 is a rear elevational view thereof;  
FIG. 4 is a right side elevational view thereof;  
FIG. 5 is a left side elevational view thereof;  
FIG. 6 is a top plan view thereof; and,  
FIG. 7 is a bottom plan view thereof.

### [56] References Cited

#### U.S. PATENT DOCUMENTS

D. 187,724 4/1960 Freedman et al. .... D28/18  
D. 191,735 11/1961 Freedman et al. .... D28/18  
D. 299,976 2/1989 Elkerbout ..... D28/13

**1 Claim, 3 Drawing Sheets**



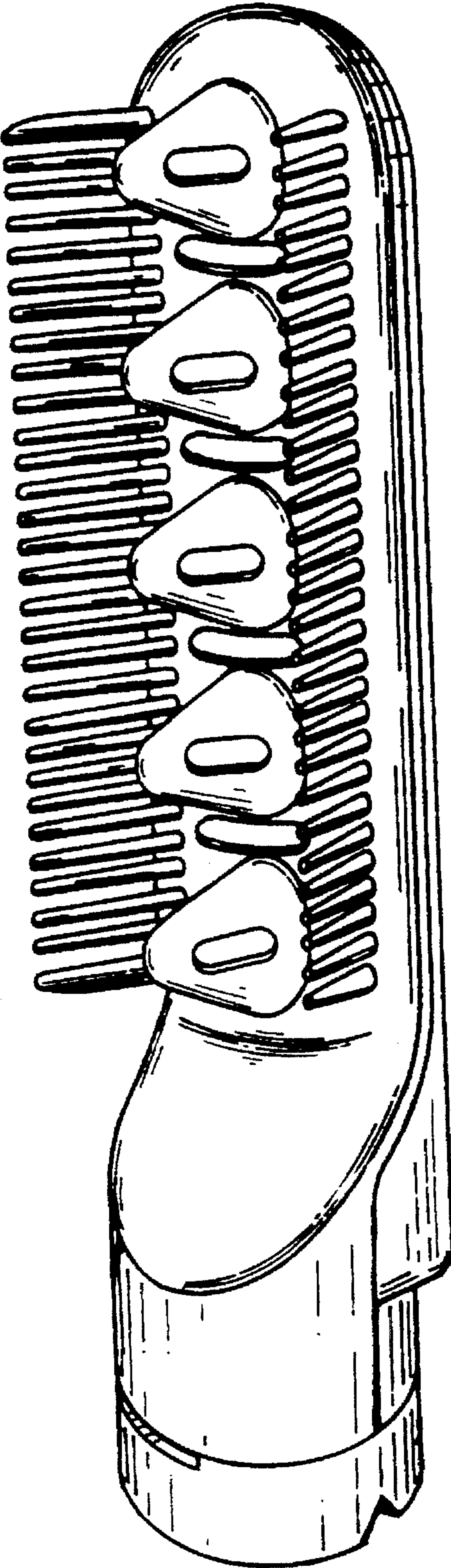


FIG. 1

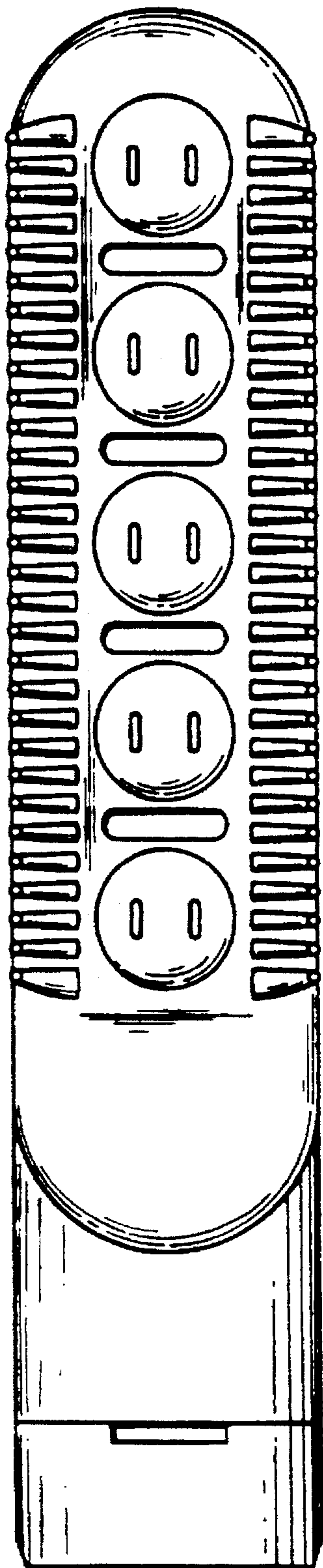


FIG. 2




FIG. 3




FIG. 4



FIG. 5

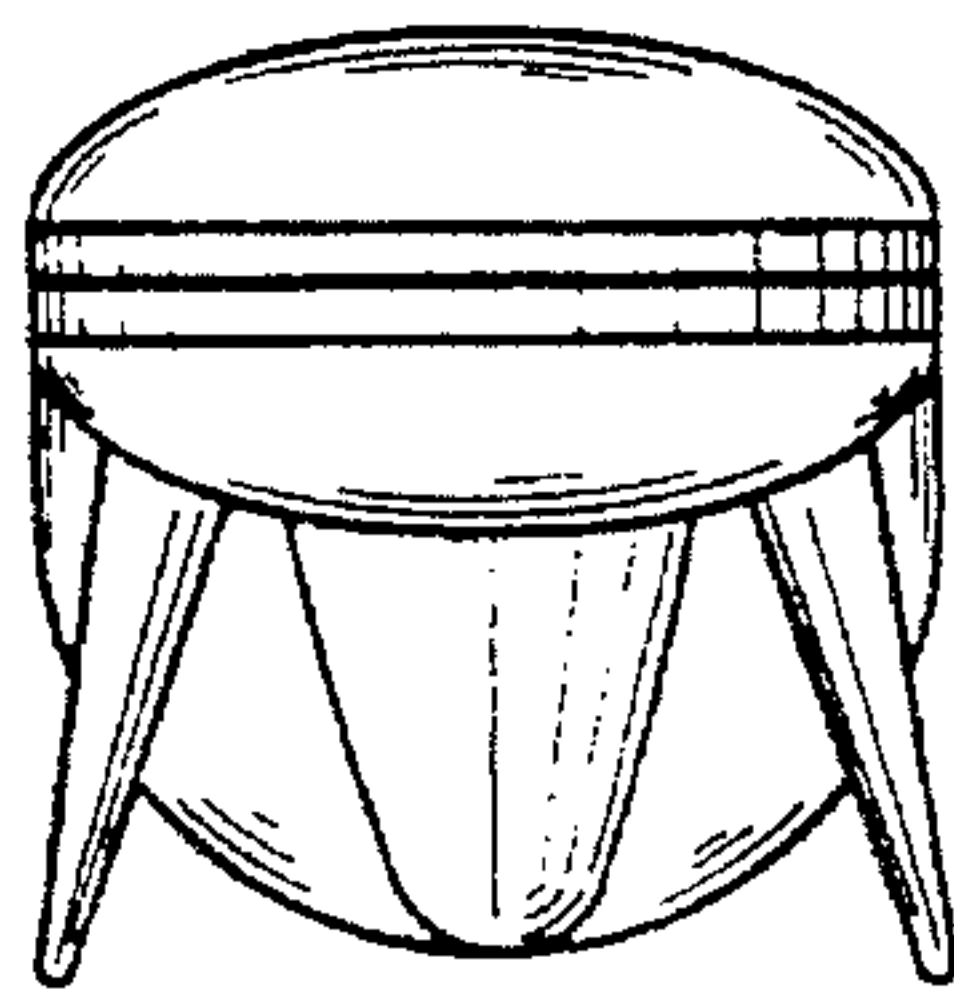


FIG. 6

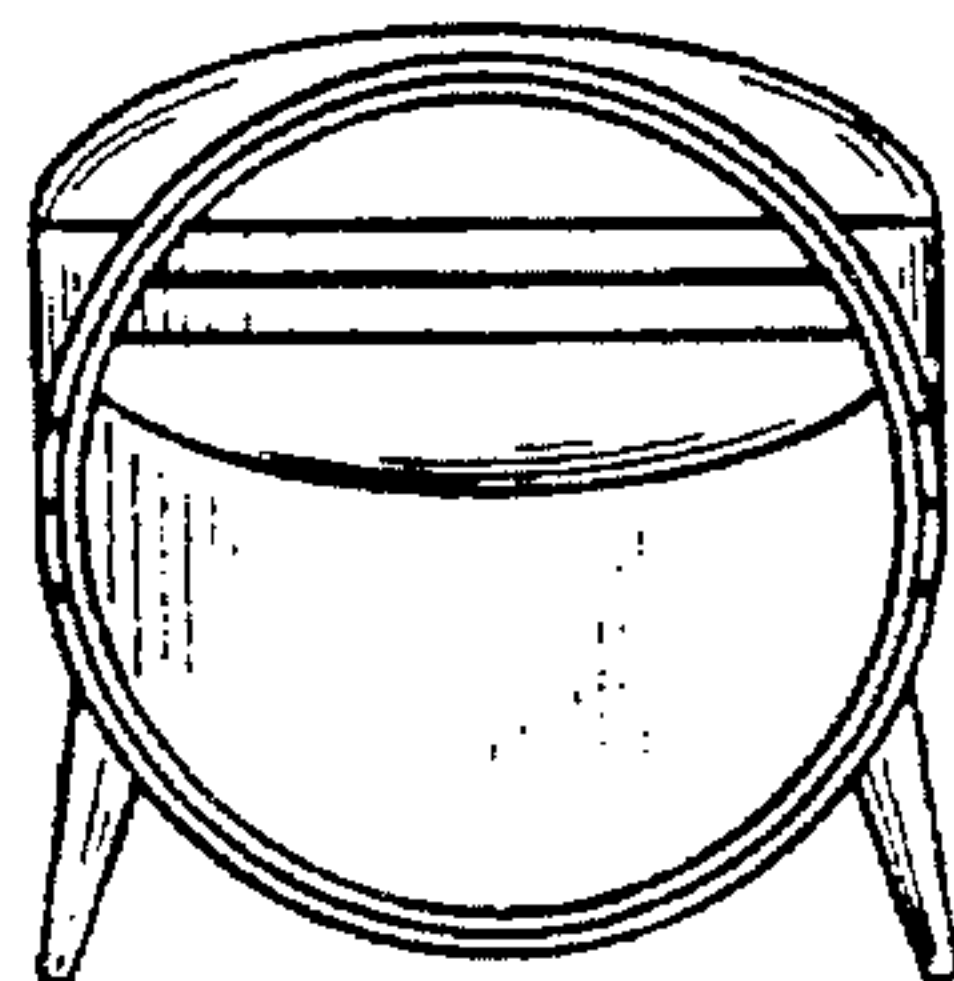


FIG. 7