



US00D372320S

United States Patent [19] Brady

[11] Patent Number: **Des. 372,320**

[45] Date of Patent: ****Jul. 30, 1996**

[54] **LIGHTING FIXTURE**

[76] Inventor: **Van B. Brady**, 6301 S. Lakeview St., Littleton, Colo. 80120

[**] Term: **14 Years**

[21] Appl. No.: **27,302**

[22] Filed: **Aug. 18, 1994**

[52] U.S. Cl. **D26/68**; D20/41; D26/106

[58] Field of Search D26/93, 102-112, D26/175, 76, 85, 67, 68; 362/410, 411, 412, 414, 806, 812, 811, 431, 152, 153, 153.1; D20/10, 41, 17

[56] **References Cited**

U.S. PATENT DOCUMENTS

D. 125,139	2/1941	May	D26/104
D. 141,421	5/1945	Fischel	D26/104
D. 209,416	11/1967	Smith	D26/68
D. 309,504	7/1990	Hanson	D26/68
1,629,946	5/1927	Angel	D26/102 X
3,248,532	4/1966	Bright	362/806 X
4,264,945	4/1981	Ullman	362/410 X
4,438,484	3/1984	Winden	362/153 X
4,951,184	8/1990	Makurof	362/147 X

OTHER PUBLICATIONS

Moore-Lambert Lighting Buyers Guide & Price List, Jul. 1981, p. 11, Wall Lamp Mod. 235.

Victor Mfg. Co. Redwood Lighting Catalog Mar. 1981, p. 11, Post Light #V700-4/S.

Artolier Lighting Catalog, ©1963, p. 27, Wall Lantern (Oval Window) #930.

Lighting Design & Application, Sep. 1980, p. 53 Architectural Area Lighting Bollard.

Victor Lighting Catalog, 1981 Interior Wall Lamp, #V17.

Primary Examiner—Susan J. Lucas

Attorney, Agent, or Firm—John L. Isaac

[57] **CLAIM**

The ornamental design for a lighting fixture, as shown and described.

DESCRIPTION

FIG. 1 is a top perspective view of a lighting fixture showing my new design;

FIG. 2 is a front elevational view thereof;

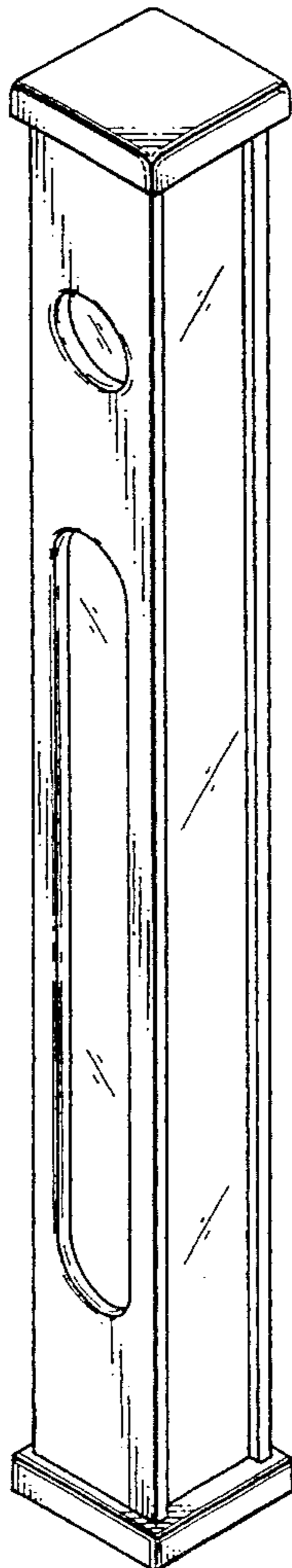
FIG. 3 is a side elevational view thereof;

FIG. 4 is a rear elevational view thereof;

FIG. 5 is a top plan view thereof; and,

FIG. 6 is a bottom plan view thereof.

1 Claim, 2 Drawing Sheets



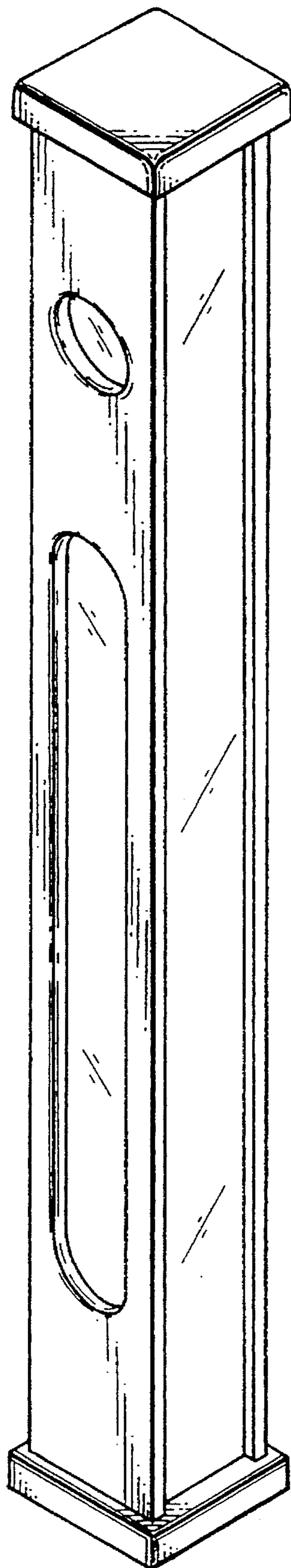


FIG. 1

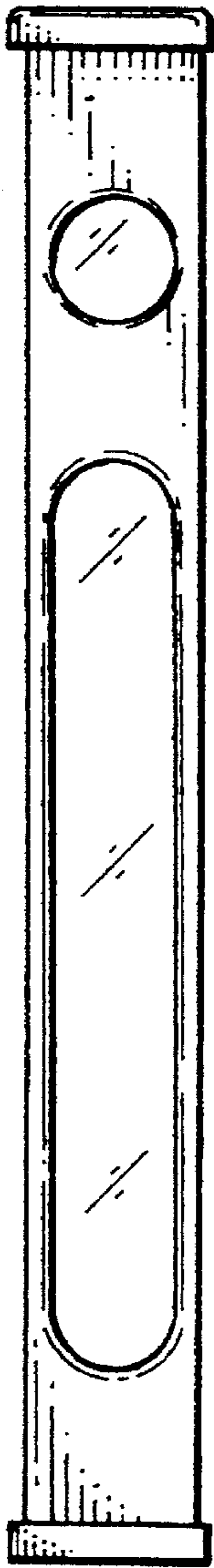


FIG. 2




FIG. 3




FIG. 4

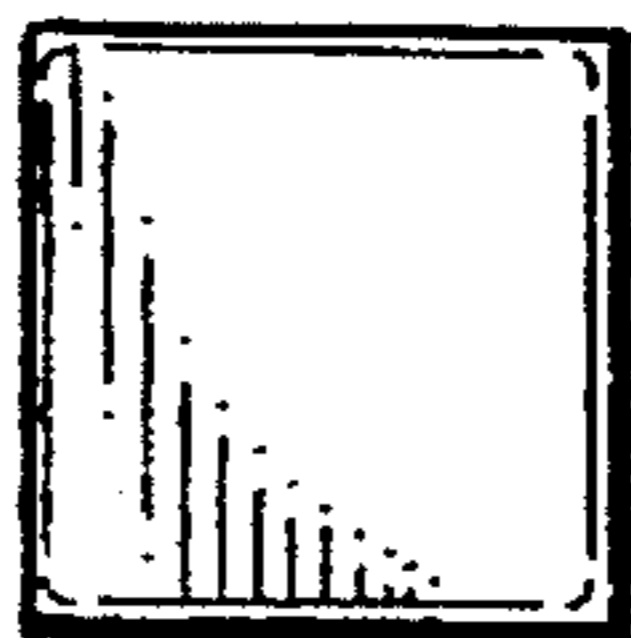


FIG. 5

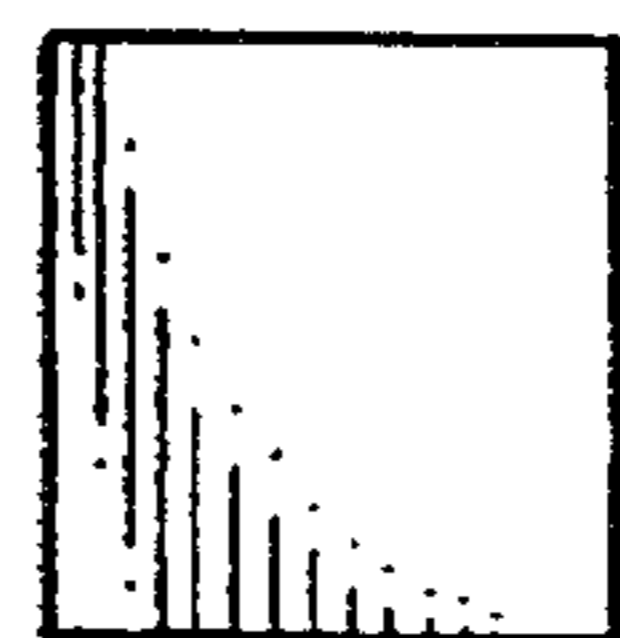


FIG. 6