



US00D372291S

United States Patent [19] Watley

[11] **Patent Number:** **Des. 372,291**
[45] **Date of Patent:** ****Jul. 30, 1996**

[54] **FIREARM AND ACCESSORY KIT PACKAGE**

3,339,728 9/1967 Werner 206/461 X
3,907,108 9/1975 Weimer, Jr. 206/317
5,048,682 9/1991 Taylor 206/317

[75] Inventor: **Lindell D. Watley**, Centerville, Iowa

[73] Assignee: **Modern Muzzleloading, Inc.**,
Centerville, Iowa

Primary Examiner—Louis S. Zarfes
Assistant Examiner—Monica A. Hannon
Attorney, Agent, or Firm—Zarley, McKee, Thomte,
Voorhees, & Sease

[**] Term: **14 Years**

[21] Appl. No.: **37,906**

[57] **CLAIM**

[22] Filed: **Apr. 24, 1995**

The ornamental design for a firearm and accessory kit package, as shown.

[52] U.S. Cl. **D22/108**; D22/199

[58] **Field of Search** D22/100, 108,
D22/199; D9/415; 42/70.11, 96; 206/3,
315.11, 317, 363, 443, 461, 462, 463, 464,
465, 466, 467, 579; 224/913

DESCRIPTION

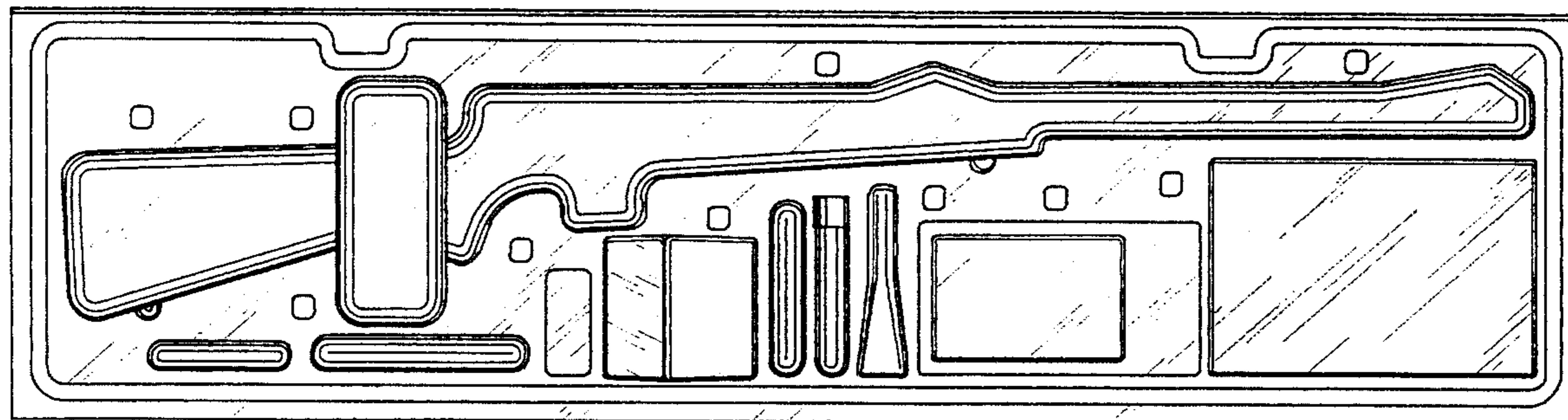
FIG. 1 is a perspective view of a firearm and accessory kit package showing my new design;
FIG. 2 is a bottom plan view thereof;
FIG. 3 is a top plan view thereof;
FIG. 4 is an end view thereof as seen from the left-hand end of FIG. 1; and,
FIG. 5 is an end view thereof as seen from the right-hand end of FIG. 1.

[56] **References Cited**

U.S. PATENT DOCUMENTS

D. 281,227 11/1985 Okano D9/415 X
D. 320,934 10/1991 Cross et al. D9/415
2,531,550 11/1950 Bradley et al. 224/913 X

1 Claim, 2 Drawing Sheets



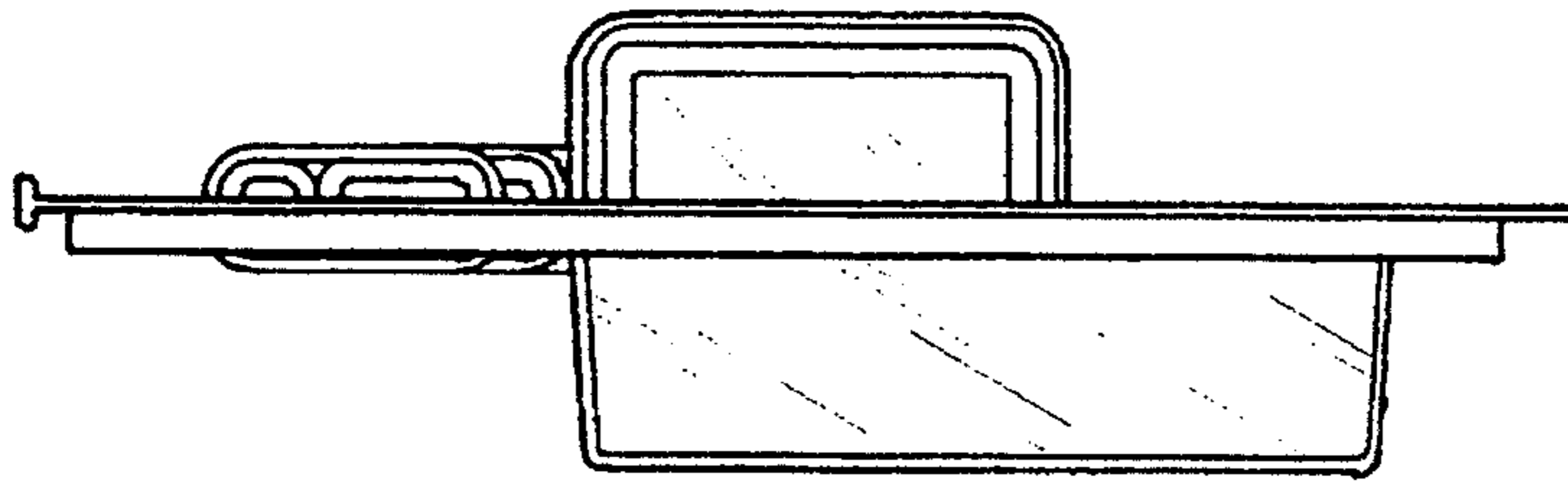


Fig. 1

Fig. 5

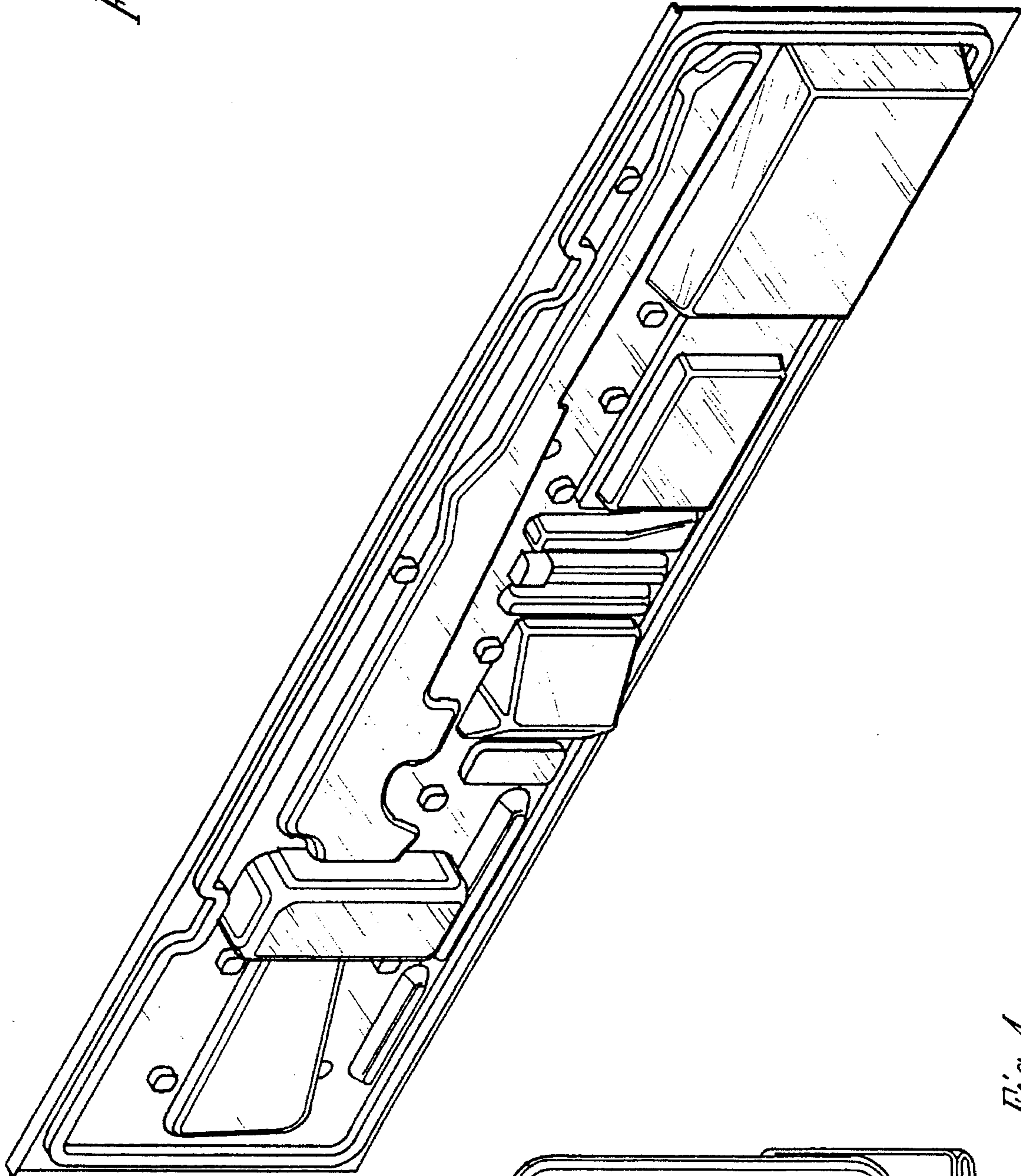
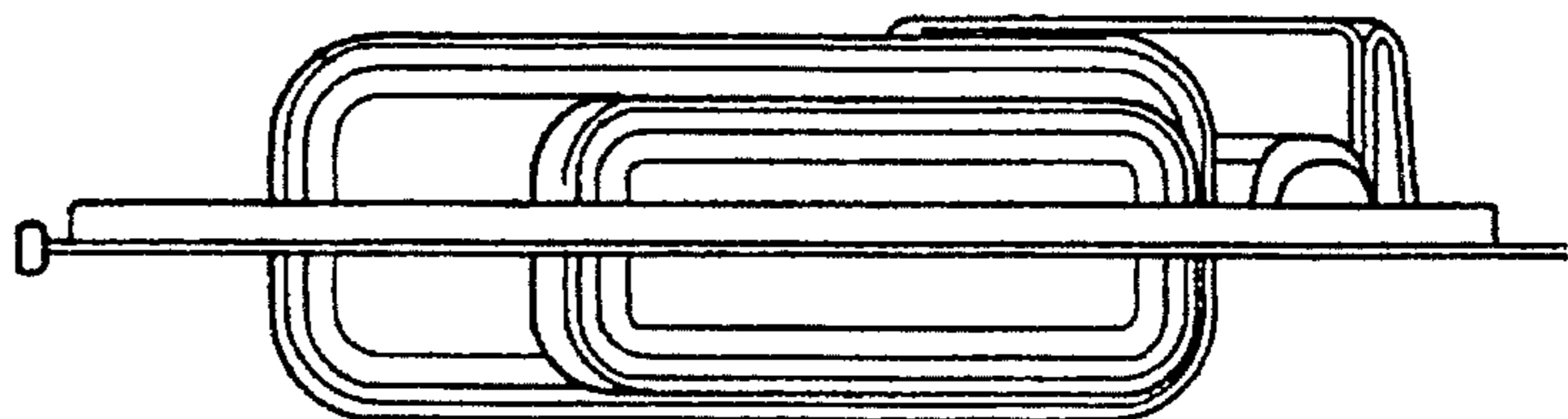


Fig. 4



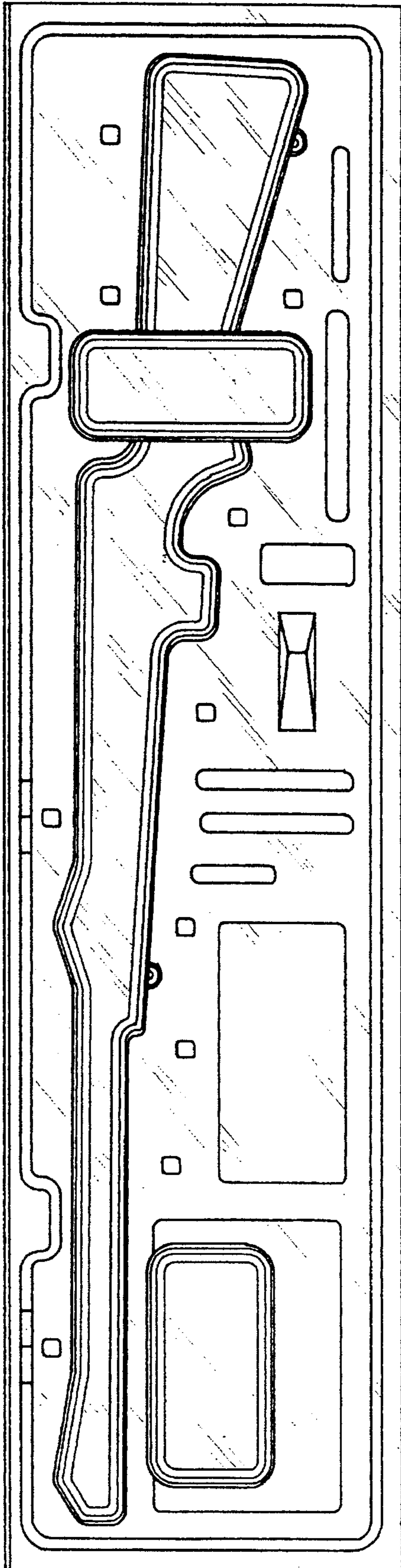


Fig. 2

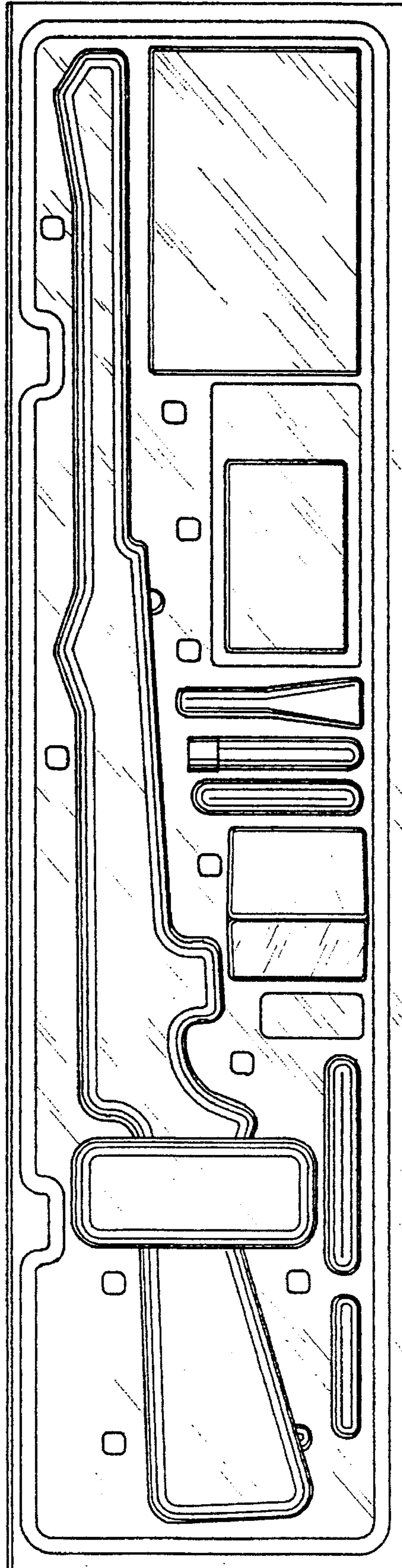


Fig. 3