



US00D372286S

United States Patent [19]

[11] Patent Number: **Des. 372,286**

Fortini

[45] Date of Patent: ****Jul. 30, 1996**

[54] **HOLOGRAPHIC INSERT FOR GOLF CLUB HEAD**

Baltimore Bargain House Catalog; Aug. 1919; p. 250; pineapple cream chocolate.

[75] Inventor: **Brian E. Fortini**, Prospect, Ky.

Primary Examiner—Terry A. Wallace
Assistant Examiner—Mitchell I. Siegel
Attorney, Agent, or Firm—Middleton & Reutlinger; James C. Eaves, Jr.

[73] Assignee: **Hillerich & Bradsby Co.**, Louisville, Ky.

[**] Term: **14 Years**

[21] Appl. No.: **34,917**

[57] **CLAIM**

[22] Filed: **Feb. 15, 1995**

The ornamental design for a holographic insert for golf club head, as shown and described.

[52] U.S. Cl. **D21/221**; D21/220

[58] Field of Search D21/214-221;
D20/11, 22, 28; 40/299; 273/167-175;
D1/127; D11/222, 226

DESCRIPTION

[56] **References Cited**

U.S. PATENT DOCUMENTS

D. 2,227	12/1865	Swetts	D20/28
D. 3,431	3/1869	Ackerman	D20/28 X
D. 4,216	7/1870	DeMarest	D20/28 X
D. 354,786	1/1995	Manning et al.	D21/220
D. 360,445	7/1995	Schmidt et al.	D21/220
D. 363,315	10/1995	Ely	D20/28
4,907,806	3/1990	Antonious	273/169
4,915,386	4/1990	Antonious	273/167 F

OTHER PUBLICATIONS

Golf Digest; Jan. 1976; p. 82; iron on left of page "Royal".
Golf World; Aug. 10, 1979; p. 11; picture on bottom of page.
Golf World; Jan. 1988; p. 48; Golf club iron.

FIG. 1 is a perspective view of a holographic insert for golf club head showing my new design, the broken line showing of a golf club head is for illustrative purposes only and forms no part of the claimed design;

FIG. 2 is a perspective view of the holographic insert of FIG. 1;

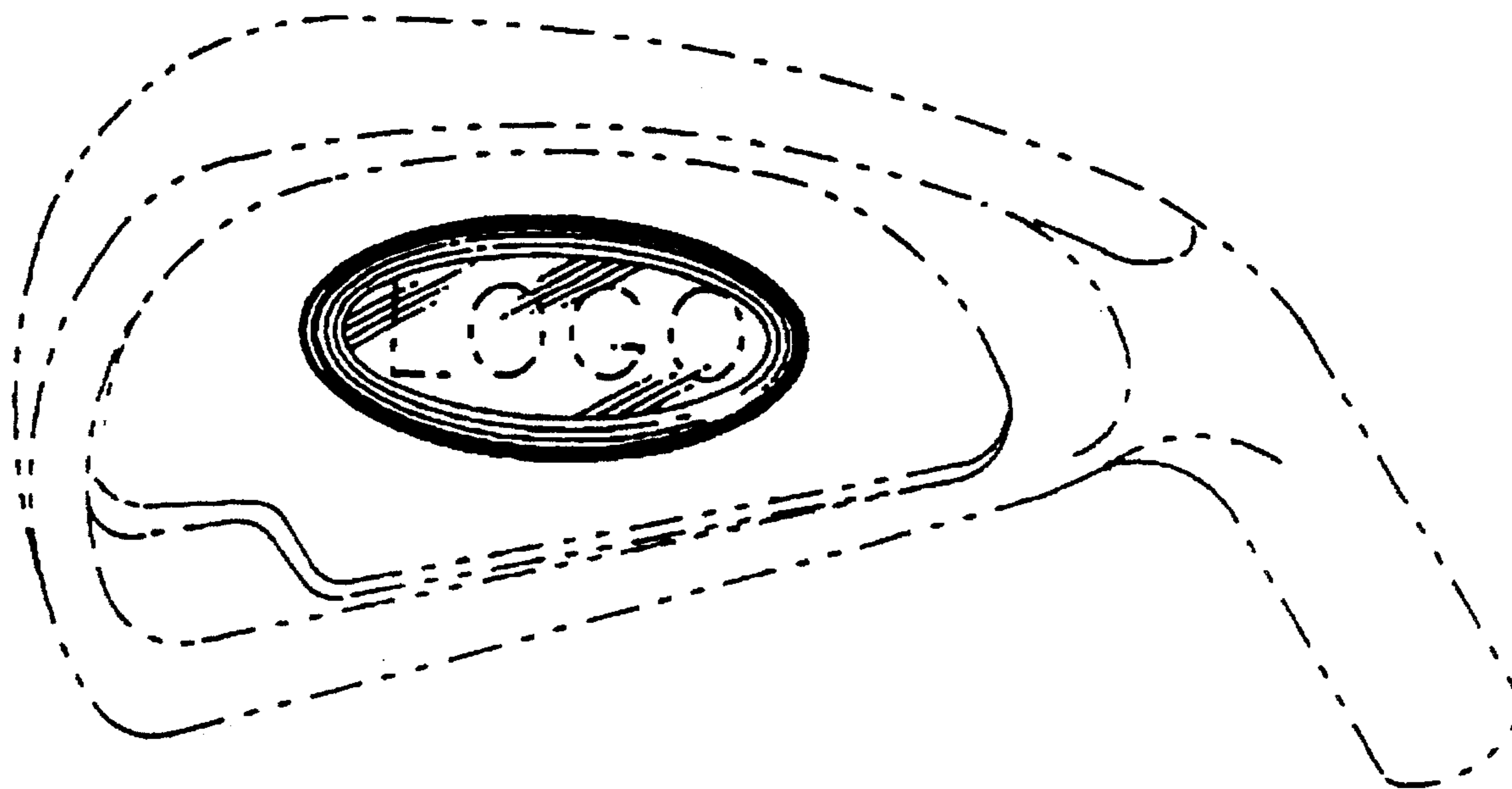
FIG. 3 is a top view of the holographic insert of FIG. 2;

FIG. 4 is a back view of the holographic insert of FIG. 2;

FIG. 5 is a front edge view of the holographic insert of FIG. 2; and,

FIG. 6 is a side edge view of the holographic insert of FIG. 2.

1 Claim, 1 Drawing Sheet



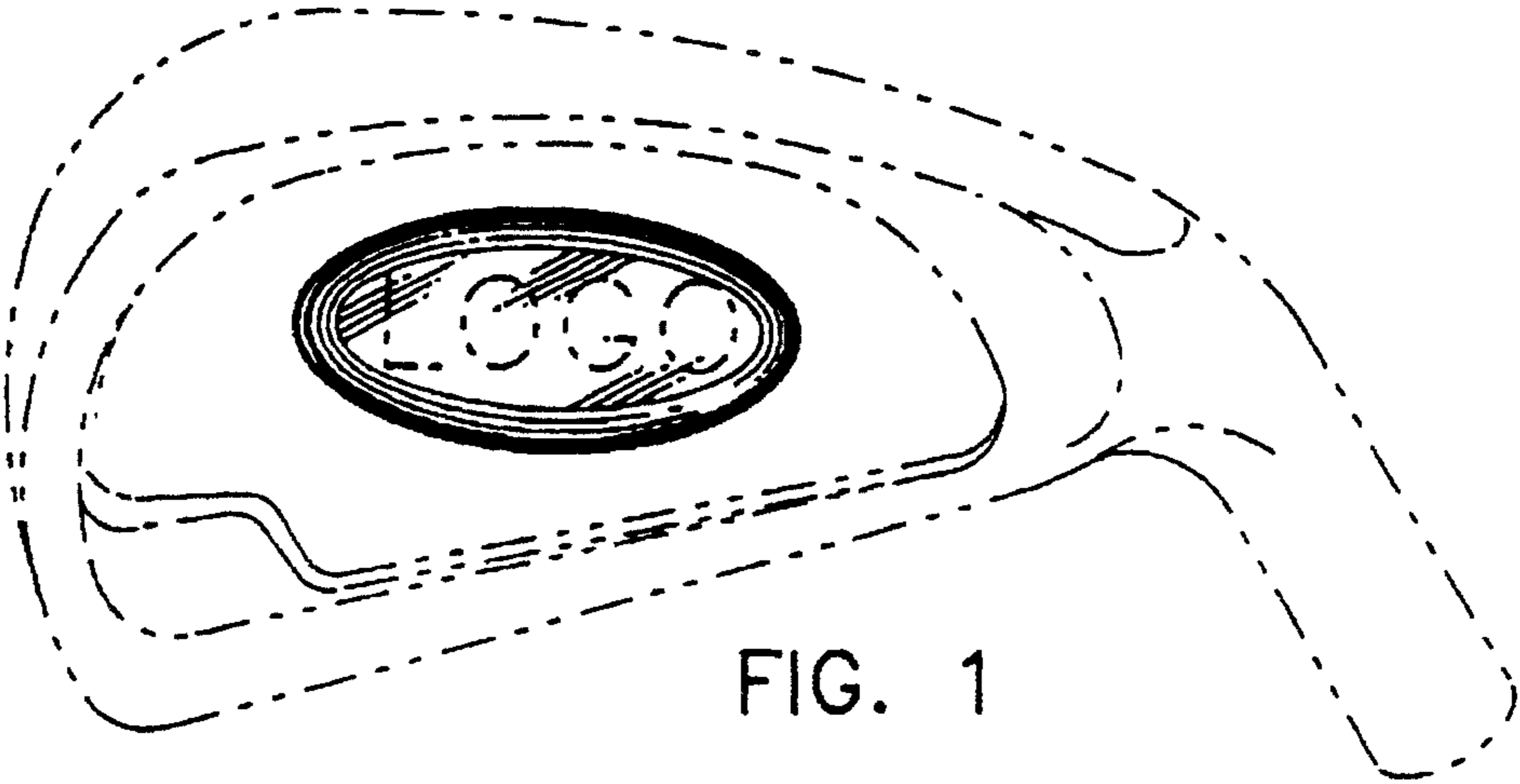


FIG. 1



FIG. 2



FIG. 3

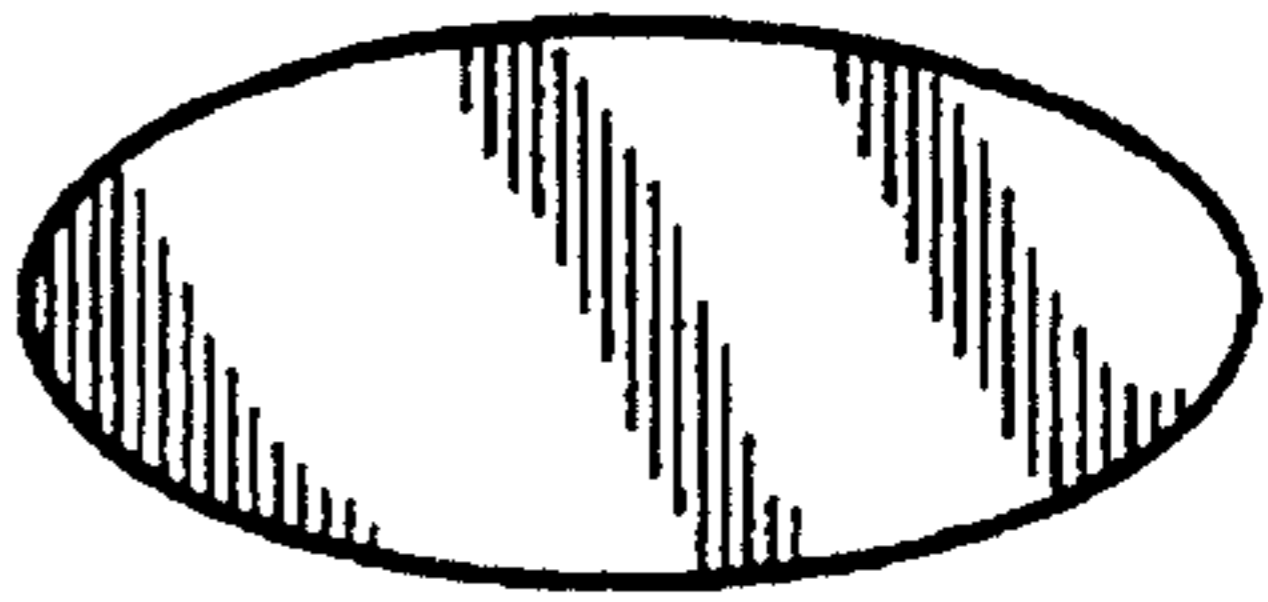


FIG. 4




FIG. 5



FIG. 6