



US00D372280S

United States Patent [19]
Huffman

[11] **Patent Number: Des. 372,280**
[45] **Date of Patent: **Jul. 30, 1996**

[54] **RADIO CABINET FOR DOLLS**
[76] Inventor: **Marjorie A. Huffman**, 501 N.
Morningside Rd. 517-47, Alamo, Tex.
78516
[**] Term: **14 Years**
[21] Appl. No.: **34,243**
[22] Filed: **Jan. 31, 1995**
[52] U.S. Cl. **D21/113; D21/189**
[58] **Field of Search** D21/189, 111,
D21/112, 113, 141.1, 142, 59, 64; D14/155-156,
218, 143, 299, 201, 188, 191, 192; D13/168;
D10/104, 106; 446/454-456, 141-143,
297, 404, 479; 273/86 B

D. 325,912 5/1992 Sakai et al. D14/191
D. 339,349 9/1993 Hayasaka et al. D14/188
D. 348,291 6/1994 Chuk D21/113
3,636,654 1/1972 Workman .
4,182,071 1/1980 Todokoro 446/479
5,092,810 3/1992 Kwan et al. .

Primary Examiner—Raphael Barkai
Attorney, Agent, or Firm—Richard C. Litman

[57] **CLAIM**

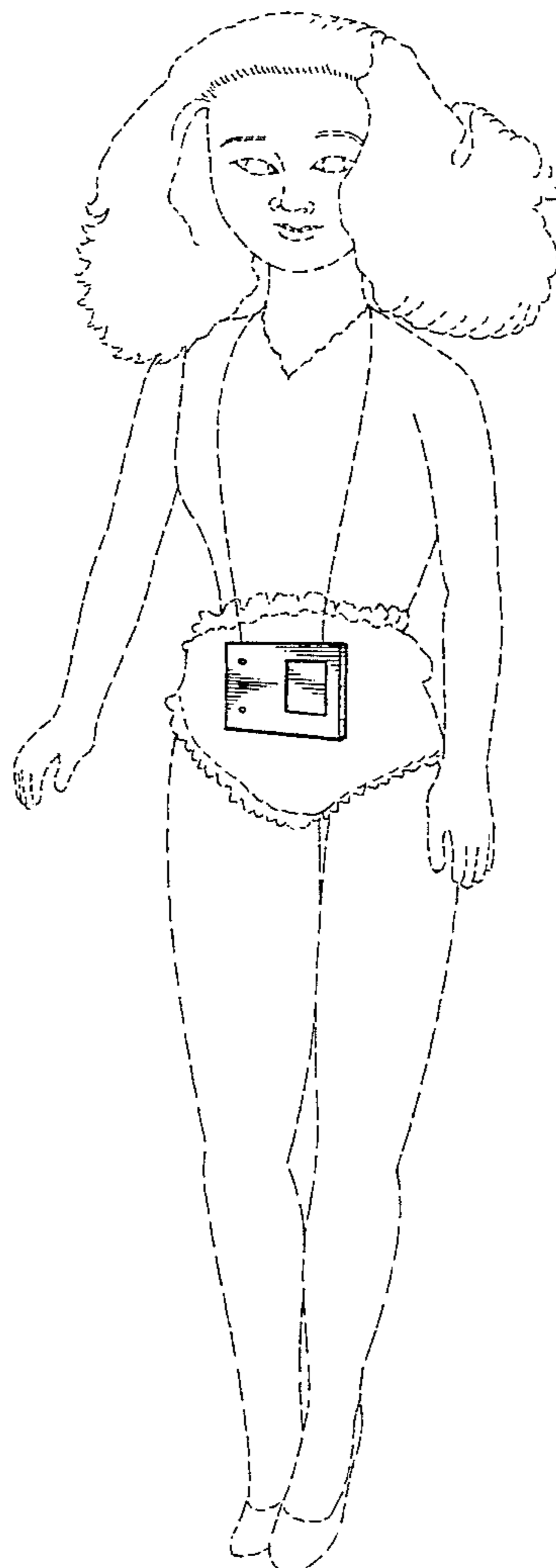
The ornamental design for a radio cabinet for dolls, as shown and described.

DESCRIPTION

FIG. 1 is an environmental perspective view of a radio cabinet for dolls showing my new design;
FIG. 2 is a front elevational view thereof;
FIG. 3 is a top view thereof with the bottom being identical;
FIG. 4 is a right side elevational view with the left side being identical.
The back is plain and unornamented.
The broken line showing of the doll and radio strap in FIGS. 1 and 2 are for illustrative purposes only and form no part of the claimed design.

[56] **References Cited**
U.S. PATENT DOCUMENTS
D. 260,411 8/1981 Rubin D14/155
D. 262,965 2/1982 Iwata D14/192
D. 288,218 2/1987 Bedell et al. .
D. 288,219 2/1987 Bedell et al. .
D. 290,608 6/1987 Fisher D14/191
D. 307,012 4/1990 Berkheij D14/191

1 Claim, 1 Drawing Sheet



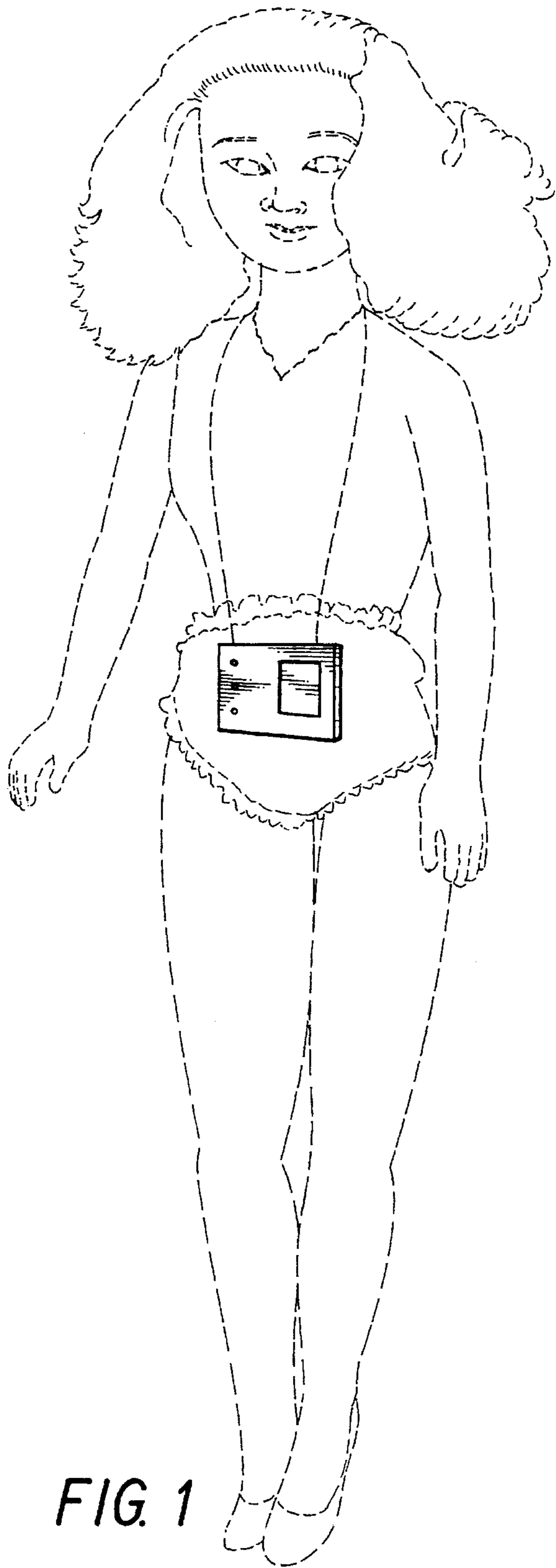


FIG. 1

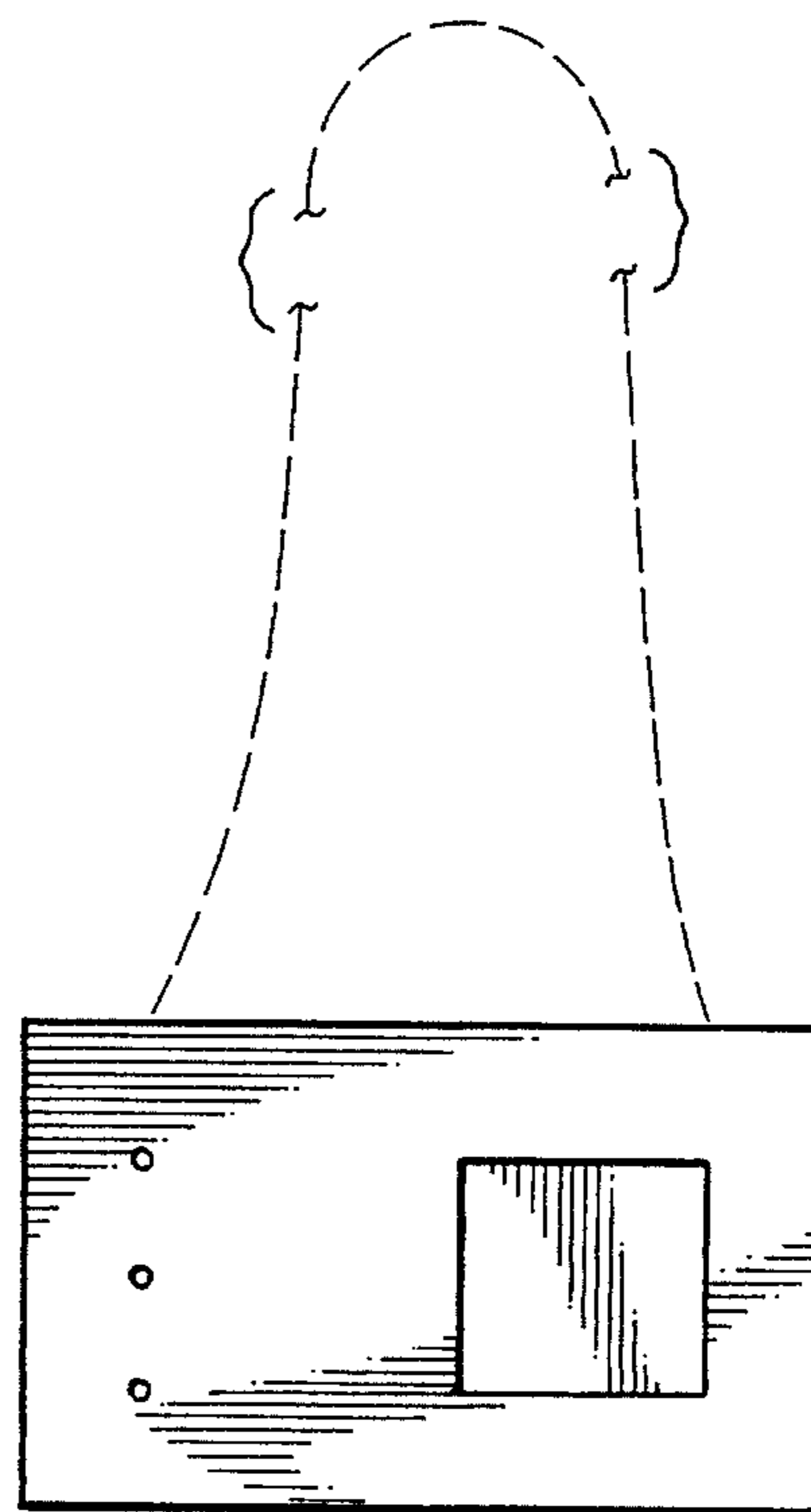


FIG. 2



FIG. 3




FIG. 4