



US00D372275S

United States Patent [19]
McMahan

[11] **Patent Number: Des. 372,275**
[45] **Date of Patent: **Jul. 30, 1996**

[54] **PUZZLE**

[76] **Inventor: Gordon H. McMahan**, 3190 E. Dodge Rd., Clio, Mich. 48420

[**] **Term: 14 Years**

[21] **Appl. No.: 31,668**

[22] **Filed: Dec. 2, 1994**

[52] **U.S. Cl. D21/107**

[58] **Field of Search D21/10-107; 273/153 R, 273/160, 153 S, 156, 157 R**

[56] **References Cited**

U.S. PATENT DOCUMENTS

779,121 1/1905 Ford D21/104 X
781,050 1/1905 Curtis 23/160

Primary Examiner—Dominic Simone
Attorney, Agent, or Firm—John J. Swartz

[57] **CLAIM**

The ornamental design for a puzzle, as shown and described.

DESCRIPTION

FIG. 1 is an isometric view of a showing my new design;

FIG. 2 is a top plan view thereof;

FIG. 3 is a bottom plan view thereof;

FIG. 4 is a front view thereof;

FIG. 5 is a back view thereof;

FIG. 6 is a left side view thereof;

FIG. 7 is a right side view thereof;

FIG. 8 is a front elevational view of a typical puzzle piece shown separately for clarity of illustration;

FIG. 9 is a front elevational view of another typical puzzle piece shown separately for clarity of illustration;

FIG. 10 is a right side elevational view of FIG. 8;

FIG. 11 is a right side elevational view of FIG. 9;

FIG. 12 is a rear elevational view of FIG. 8;

FIG. 13 is a rear view of FIG. 9;

FIG. 14 is a left side elevational view of FIG. 8;

FIG. 15 is a left side elevational view of FIG. 9;


FIG. 16 is a top plan view of FIG. 8;

FIG. 17 is a top plan view of FIG. 9;

FIG. 18 is a bottom plan view of FIG. 8; and,

FIG. 19 is a bottom plan view of FIG. 9.

1 Claim, 4 Drawing Sheets






FIG. 1




FIG. 2




FIG. 3

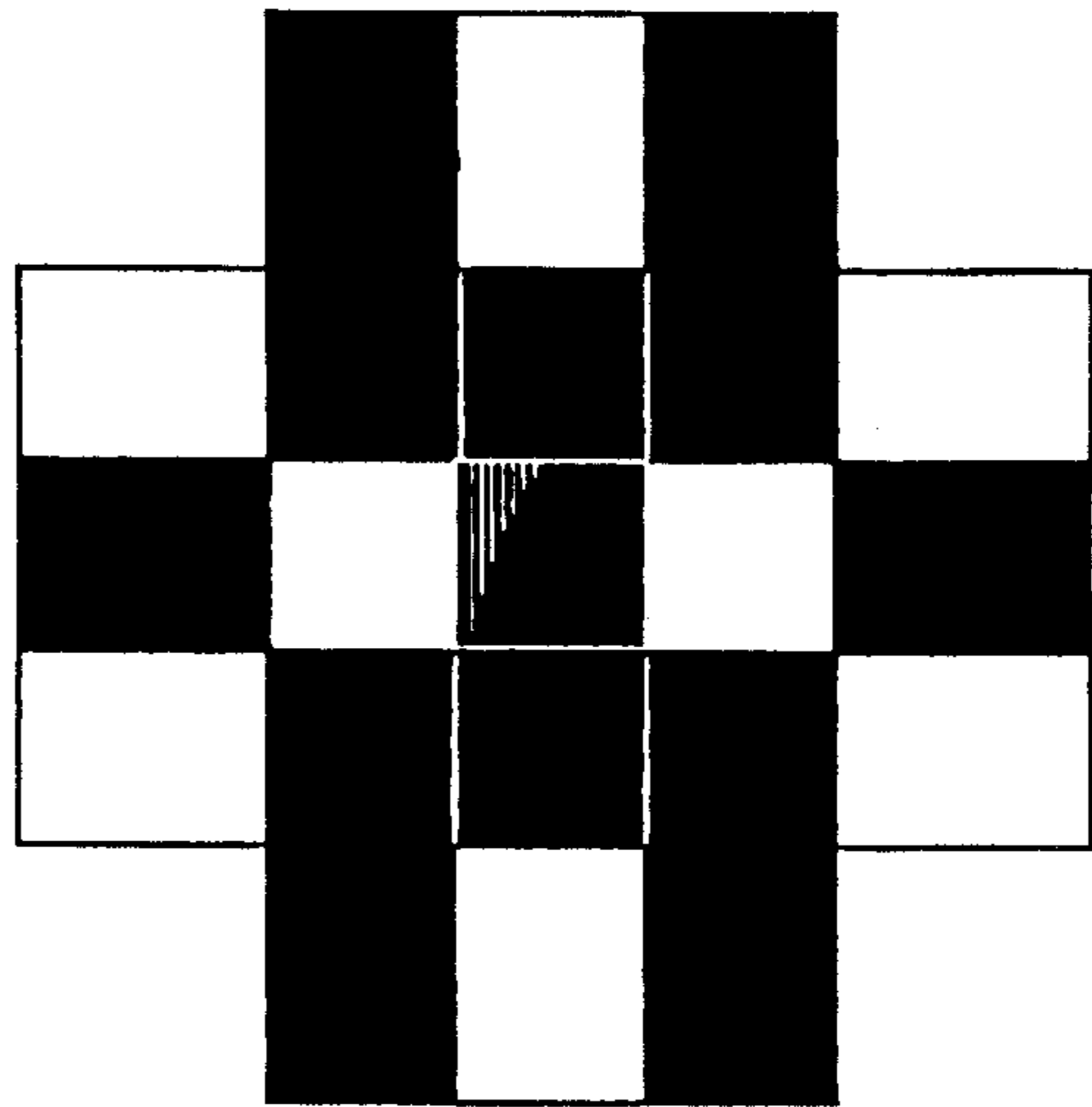


FIG. 4




FIG. 5




FIG. 6




FIG. 7

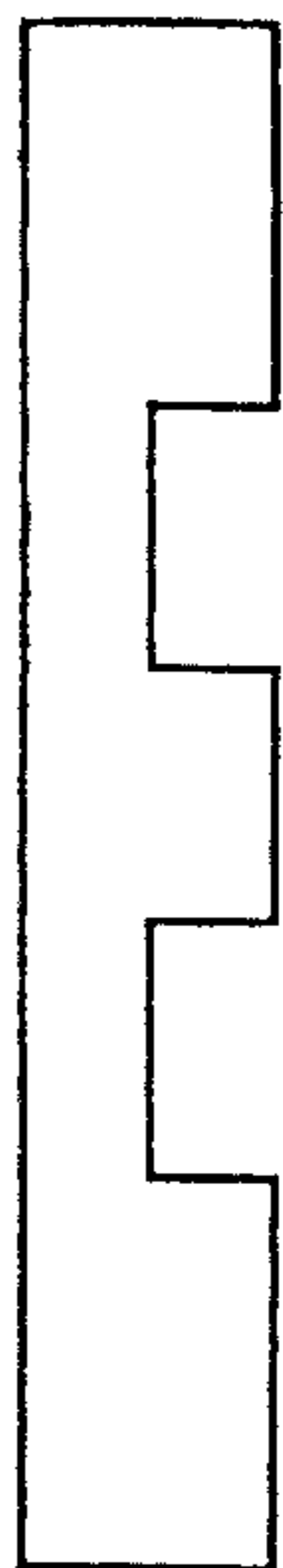


FIG. 8



FIG. 9

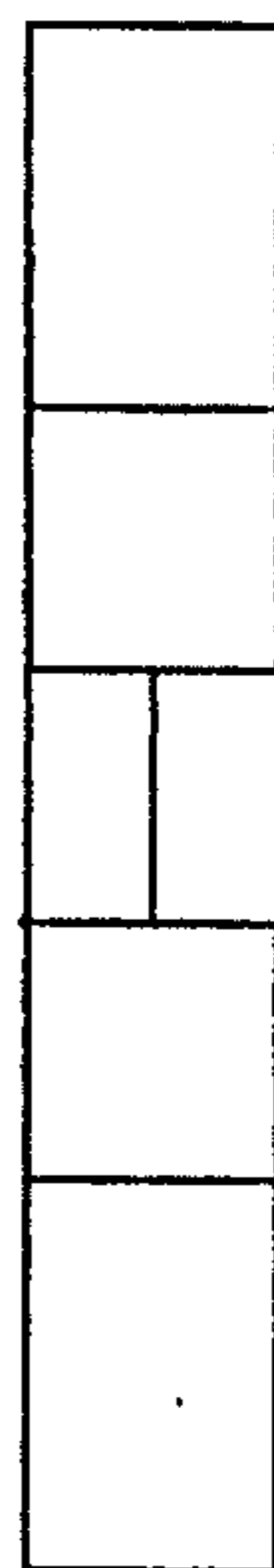


FIG. 10



FIG. 11

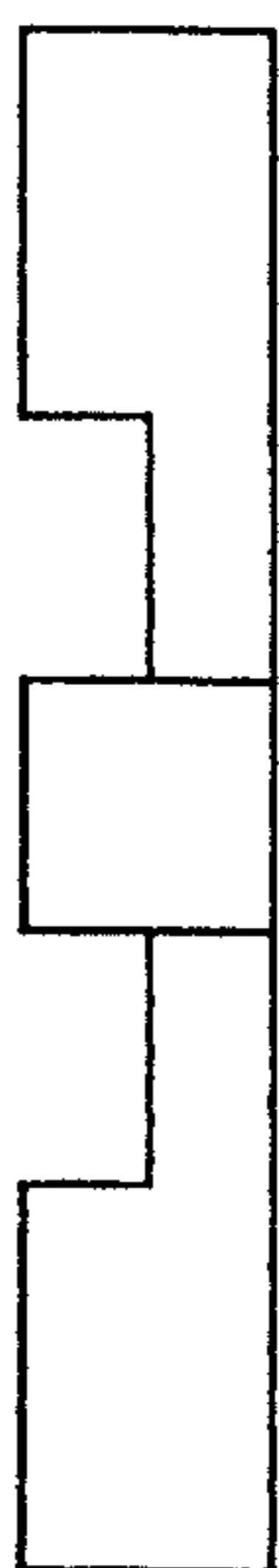


FIG. 12



FIG. 13

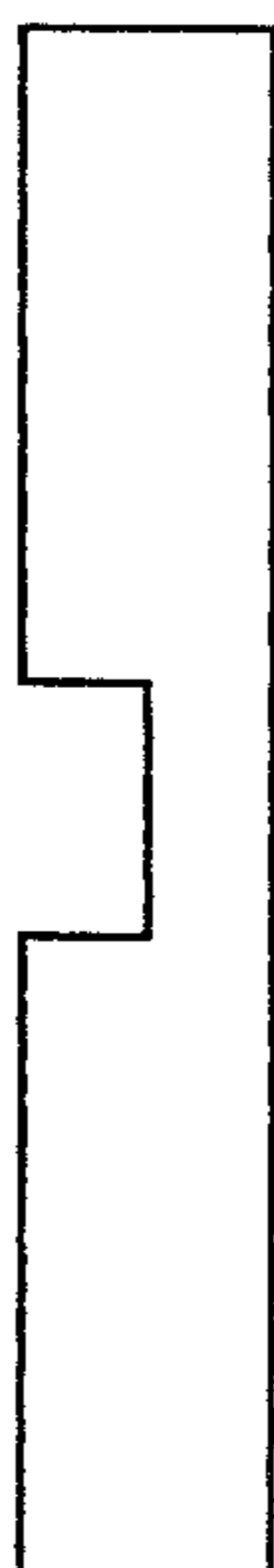


FIG. 14



FIG. 15



FIG. 16



FIG. 17




FIG. 18



FIG. 19